

US00D556325S

(12) **United States Design Patent**
Michaels

(10) **Patent No.:** **US D556,325 S**

(45) **Date of Patent:** **** Nov. 27, 2007**

(54) **CONTOURED NASAL AIR PURIFIER**

(75) Inventor: **Robert C. Michaels**, Santa Barbara, CA (US)

(73) Assignee: **Santa Barbara Medco, Inc.**, Santa Barbara, CA (US)

(**) Term: **14 Years**

(21) Appl. No.: **29/224,838**

(22) Filed: **Mar. 7, 2005**

(51) **LOC (8) Cl.** **24-02**

(52) **U.S. Cl.** **D24/162; D24/162**

(58) **Field of Classification Search** D24/110, D24/110.5, 110.6, 162, 164, 106; 128/201.21, 128/201.26, 203.22, 203.26, 206.11, 207.13
See application file for complete search history.

(56) **References Cited**

U.S. PATENT DOCUMENTS

3,747,597	A *	7/1973	Olivera	128/206.11
D335,921	S *	5/1993	Brake	D23/365
5,425,359	A *	6/1995	Liou	128/206.11
6,216,694	B1 *	4/2001	Chen	128/206.11

D451,193 S * 11/2001 McCormick D24/106
2004/0065065 A1 * 4/2004 Van Patten 55/385.1

* cited by examiner

Primary Examiner—Louis S. Zarfes

Assistant Examiner—Anhdao Doan

(74) *Attorney, Agent, or Firm*—Felix L. Fischer

(57) **CLAIM**

The ornamental design for a contoured nasal air purifier, as shown and described.

DESCRIPTION

FIG. 1 is a top plan view of a contoured nasal air purifier according to the present invention;

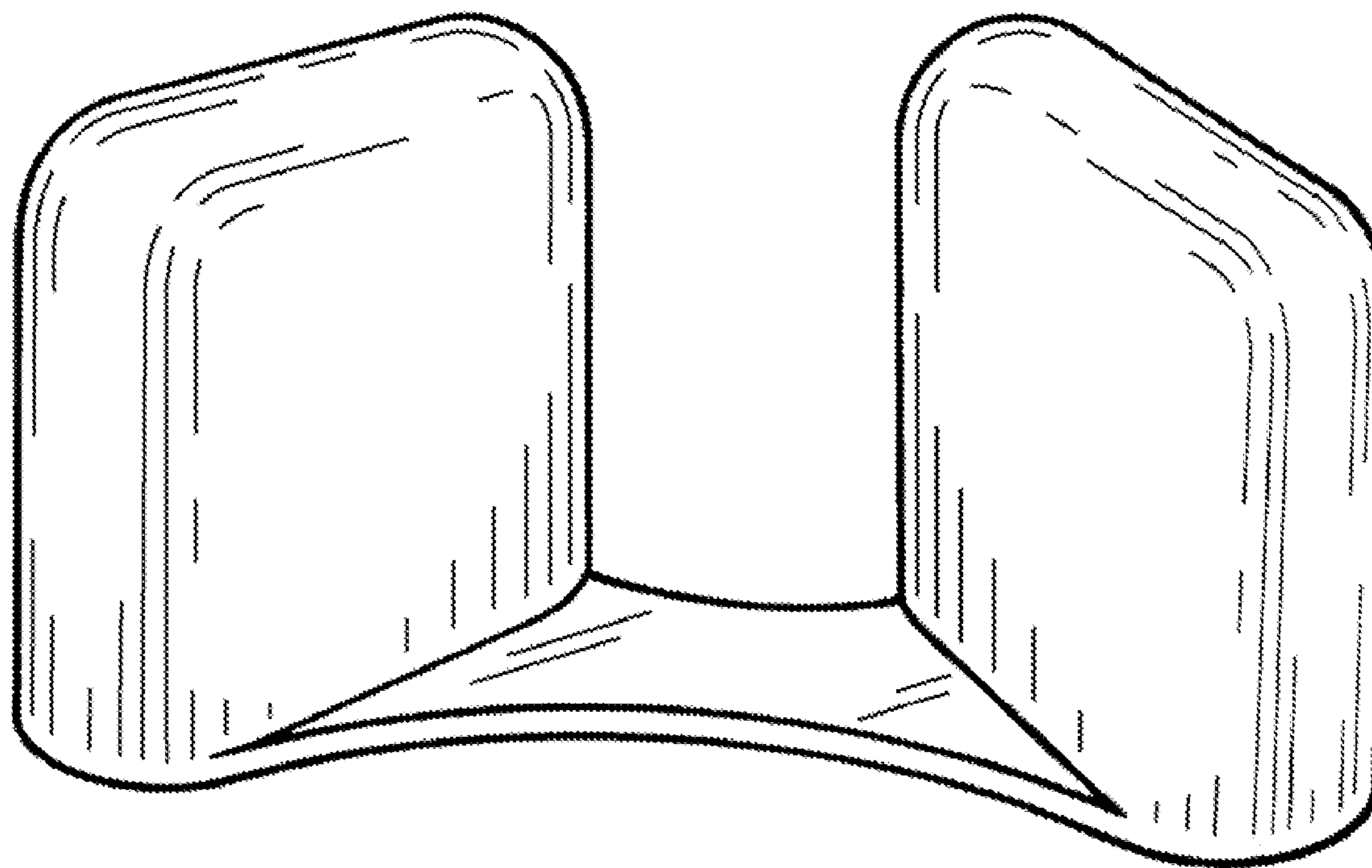
FIG. 2 is a front elevation view of the contoured nasal air purifier of FIG. 1;

FIG. 3 is a partial front elevation view thereof, showing along the angle of one plug;

FIG. 4 is a side elevation view thereof, showing from the right and rear sides; and,

FIG. 5 is an isometric front view of the contoured nasal air purifier according to the present design.

1 Claim, 3 Drawing Sheets



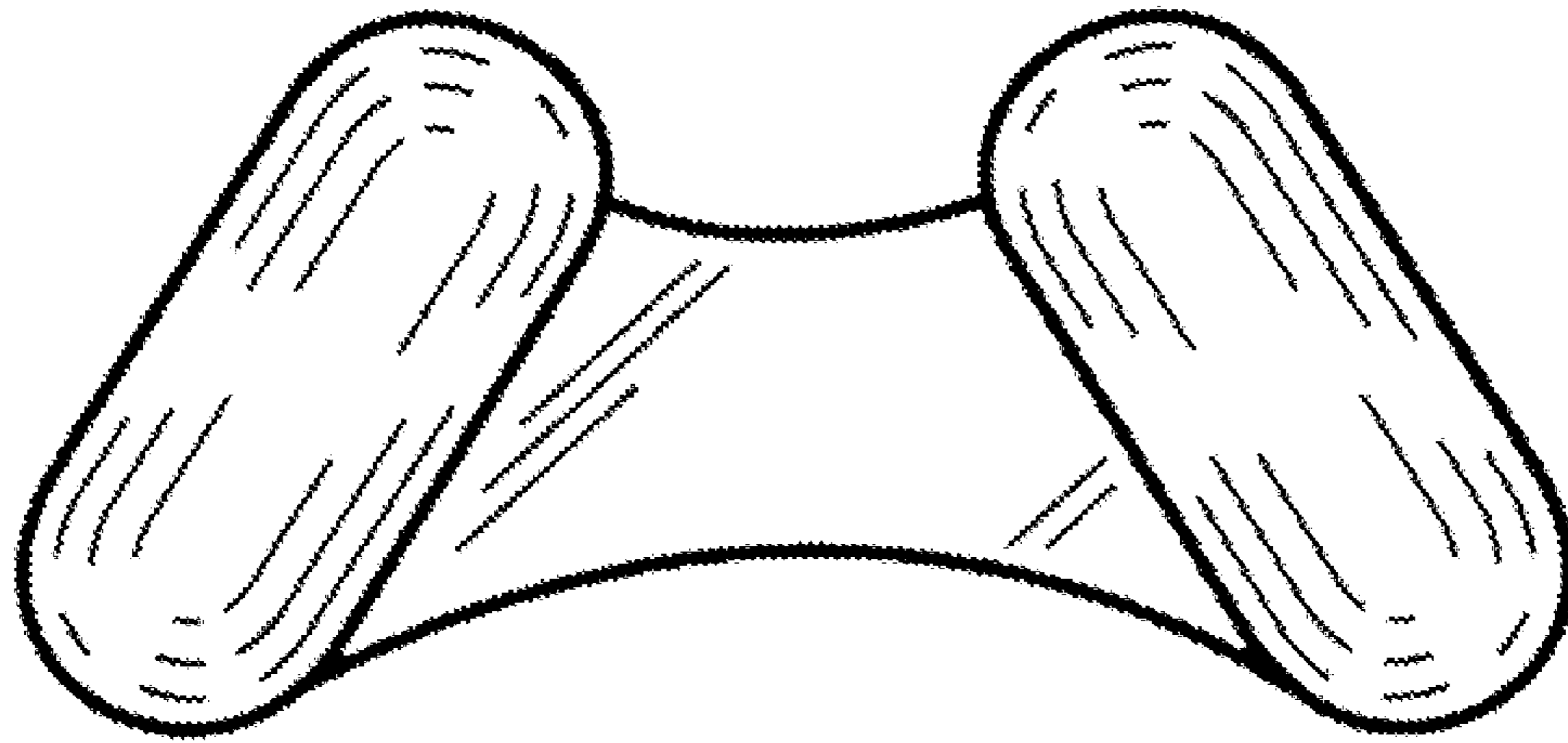


Fig. 1




Fig. 2

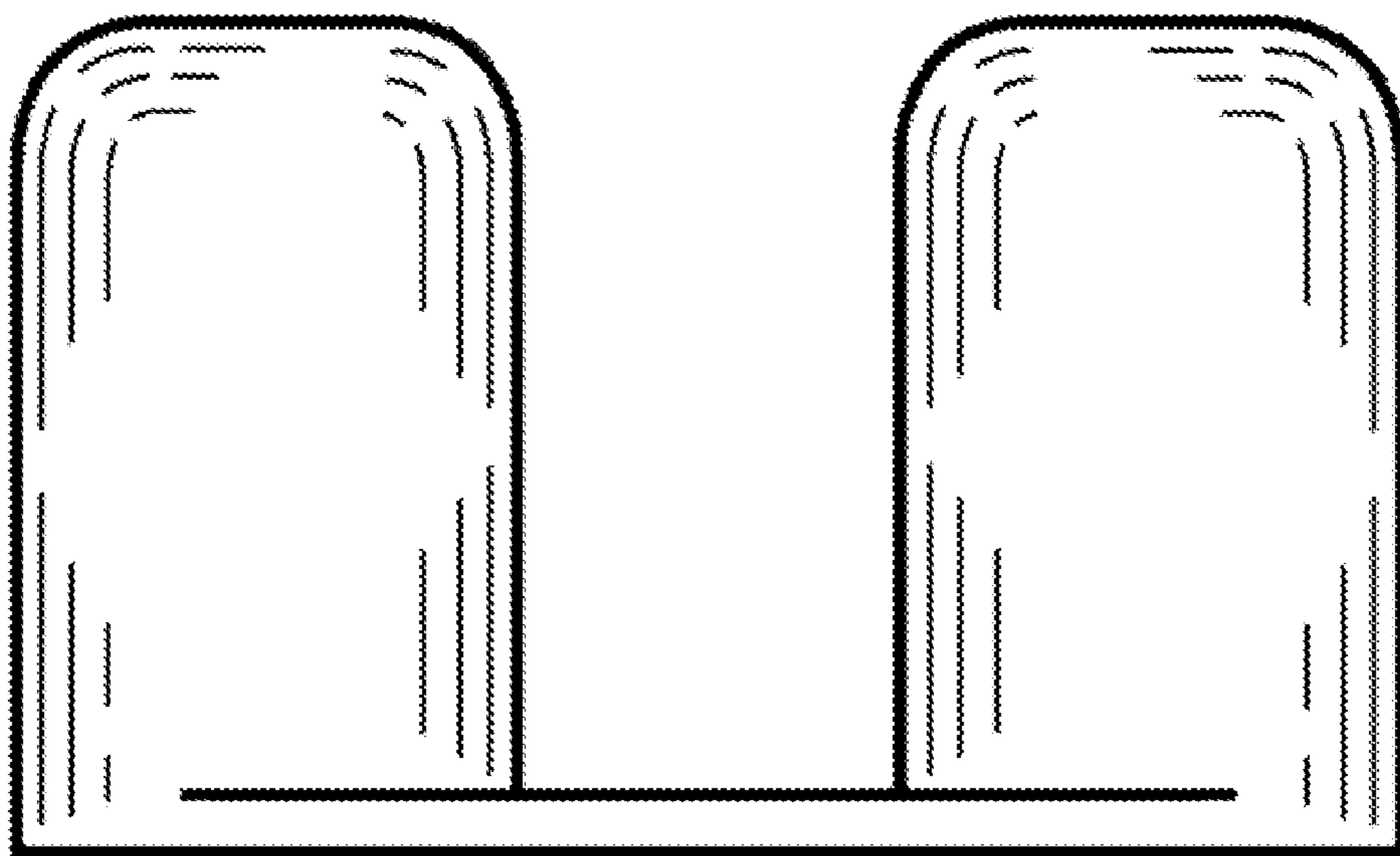


Fig. 3




Fig. 4

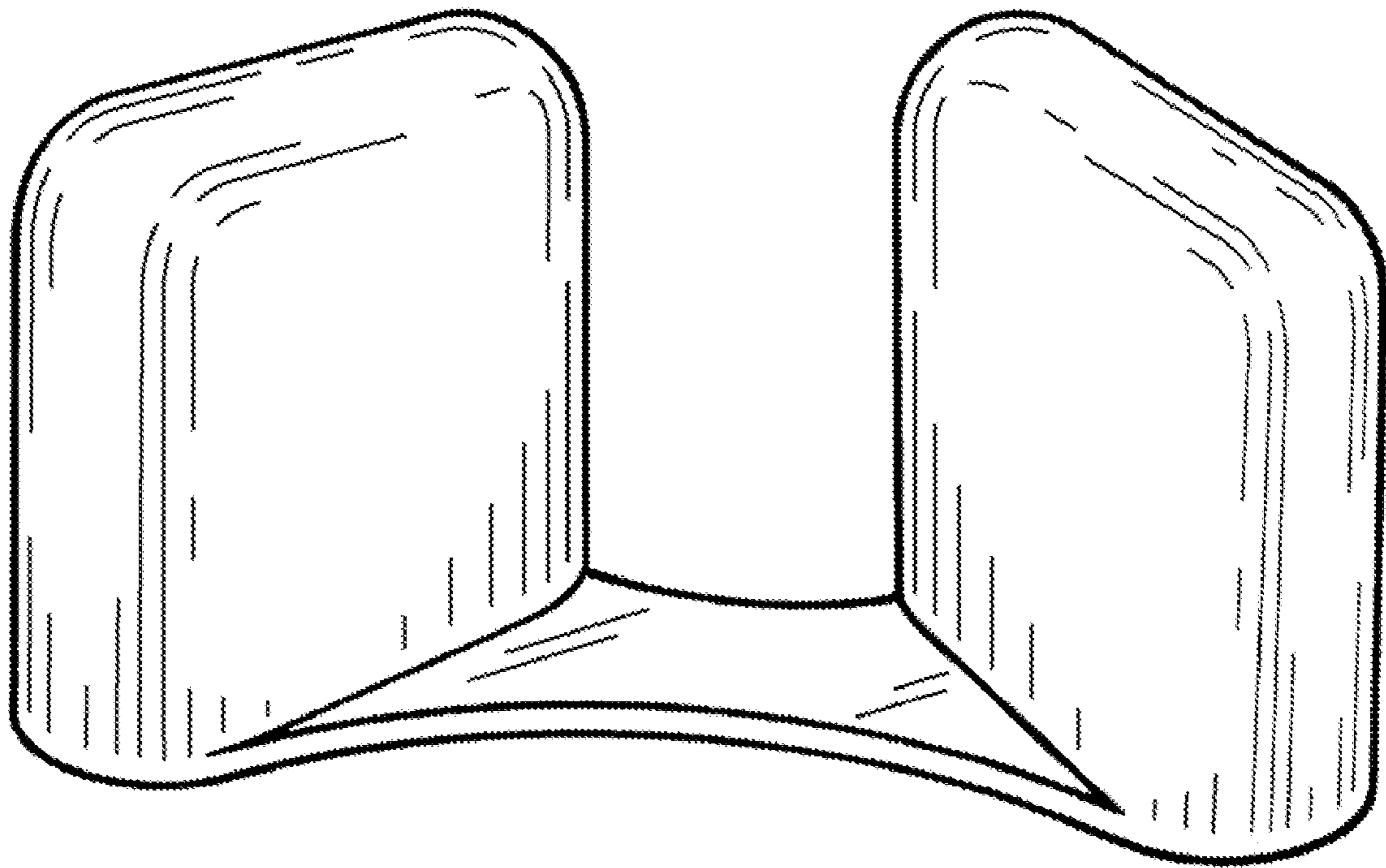


Fig. 5