



US00D556323S

(12) **United States Design Patent**
Nakanishi

(10) **Patent No.:** **US D556,323 S**

(45) **Date of Patent:** **** Nov. 27, 2007**

(54) **AIR TURBINE HANDPIECE**

(75) Inventor: **Eiichi Nakanishi**, Tochigi-ken (JP)

(73) Assignee: **Nakanishi, Inc.**, Kanuma (JP)

(**) Term: **14 Years**

(21) Appl. No.: **29/245,182**

(22) Filed: **Dec. 21, 2005**

(51) **LOC (8) Cl.** **24-03**

(52) **U.S. Cl.** **D24/146**; D24/152

(58) **Field of Classification Search** D24/146,
D24/152; D8/61; 433/126, 82, 80, 88, 132,
433/190

See application file for complete search history.

(56) **References Cited**

U.S. PATENT DOCUMENTS

5,897,317	A	*	4/1999	Hansen	433/132
6,186,784	B1	*	2/2001	Bailey	433/126
D463,556	S	*	9/2002	Bareth et al.	D24/152
6,786,723	B2	*	9/2004	Lingenhole et al.	433/80
D499,486	S	*	12/2004	Kuhn et al.	D24/152

* cited by examiner

Primary Examiner—Antoine D. Davis

Assistant Examiner—Christopher Lee

(74) *Attorney, Agent, or Firm*—Hahn & Voight PLLC

(57) **CLAIM**

The ornamental design for an air turbine handpiece, as shown and described.

DESCRIPTION

FIG. 1 is a front view of the air turbine handpiece;

FIG. 2 is a right side view of the air turbine handpiece of FIG. 1;

FIG. 3 is a left side view of the air turbine handpiece of FIG. 1;

FIG. 4 is a plan view of the air turbine handpiece of FIG. 1;

FIG. 5 is a bottom view of the air turbine handpiece of FIG. 1;

FIG. 6 is a perspective view of the air turbine handpiece of FIG. 1; and,

FIG. 7 is a referential view of the air turbine handpiece of FIG. 1, with a bur attached.

The rear view is omitted because it is represented symmetrically to the front view.

The air turbine handpiece may be used for dental techniques.

The bur attachment of FIG. 7 is not part of the claimed design, but is represented to show the environment in which the design is associated.

1 Claim, 2 Drawing Sheets

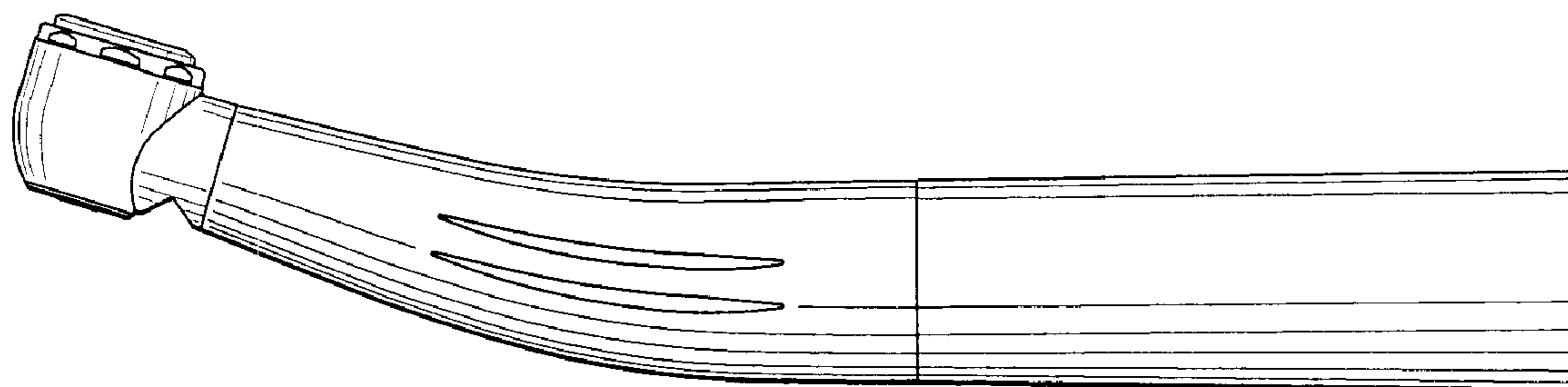


FIG. 1

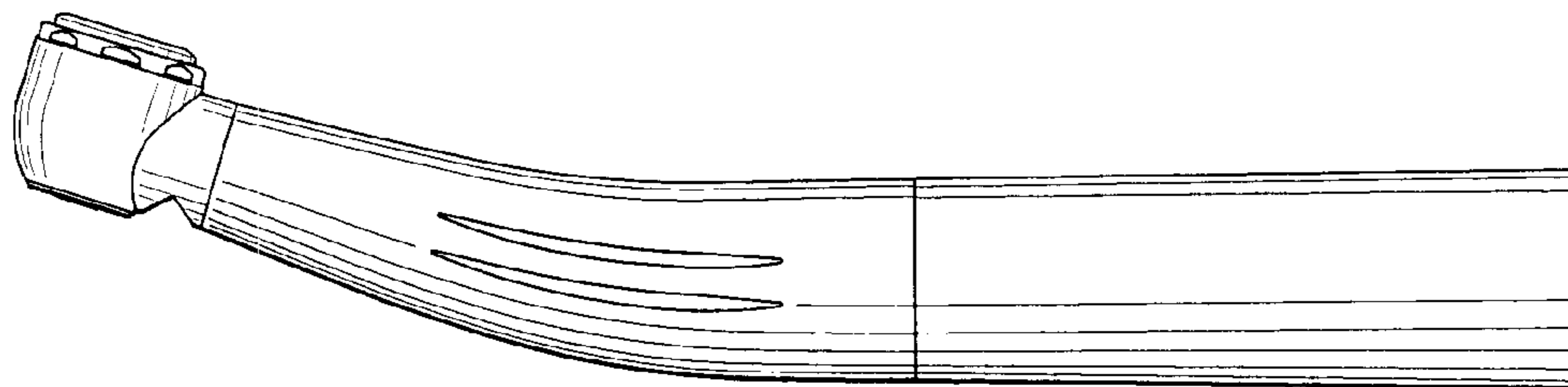


FIG. 2

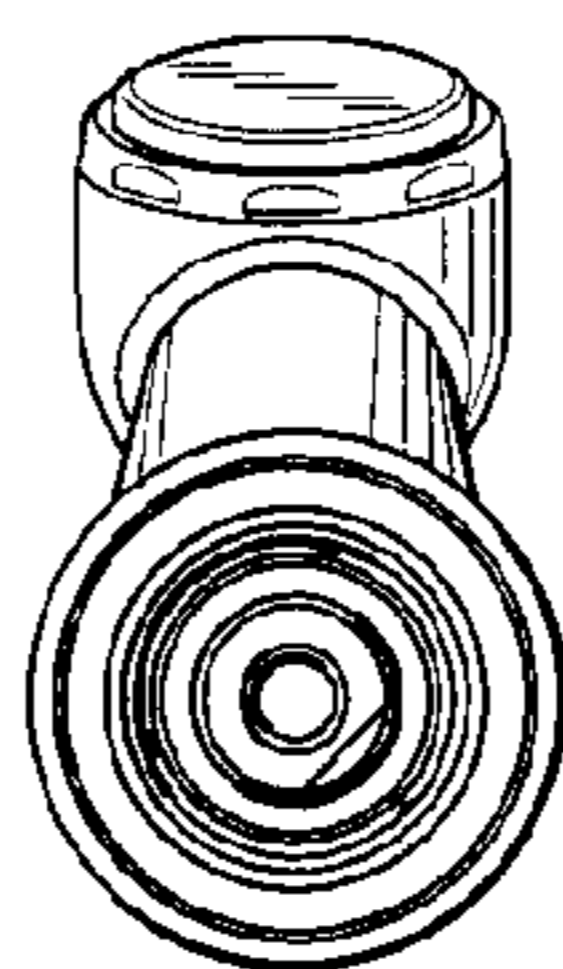


FIG. 3

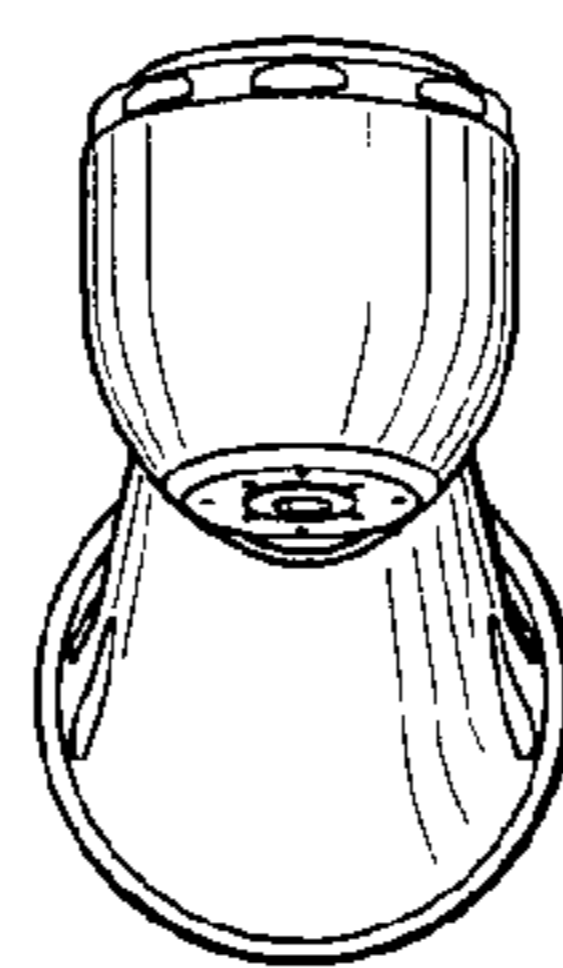


FIG. 4




FIG. 5




FIG. 6

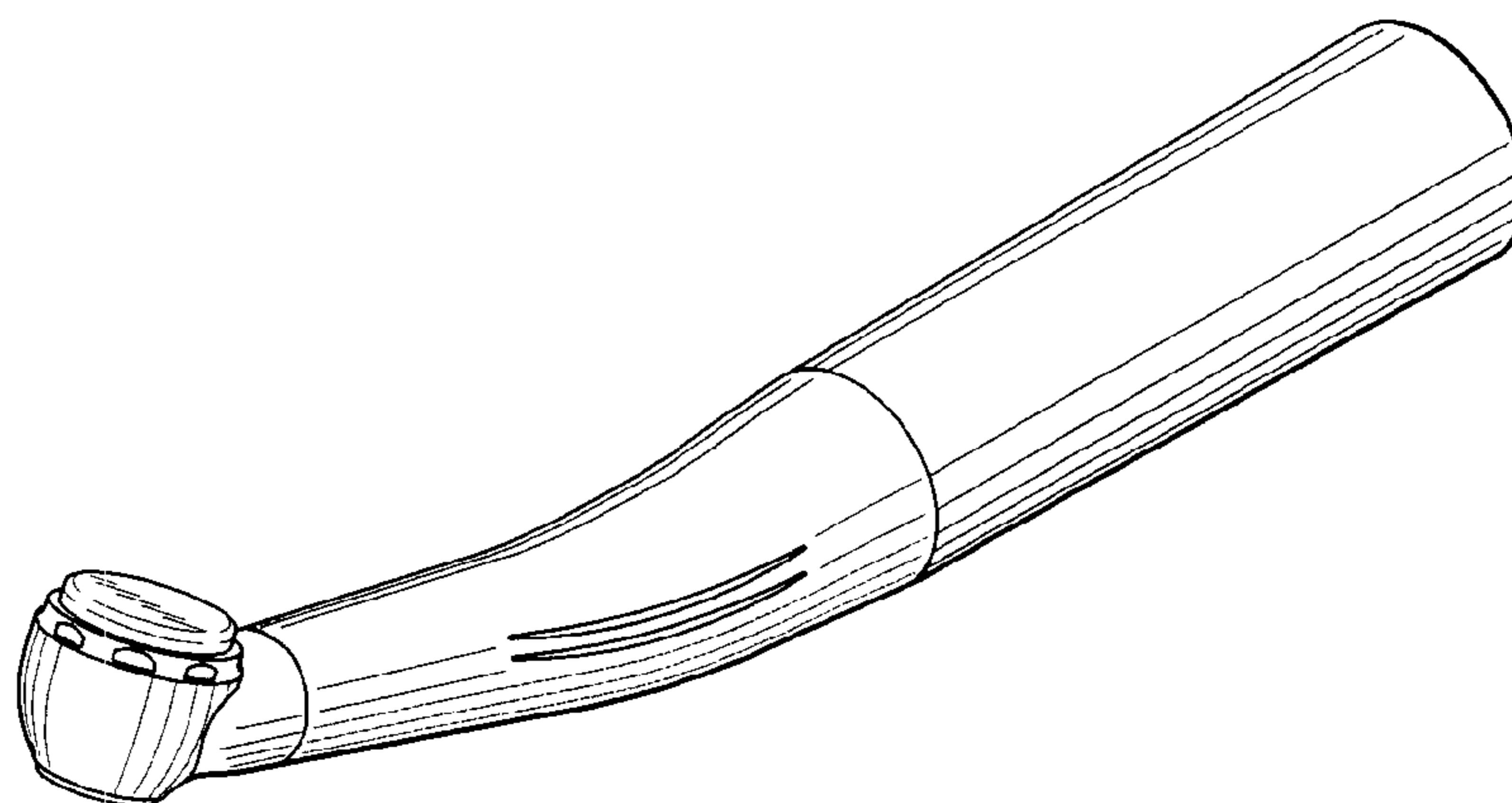


FIG. 7

