



US00D556317S

(12) **United States Design Patent**  
**Hidalgo**

(10) **Patent No.:** **US D556,317 S**

(45) **Date of Patent:** **\*\* Nov. 27, 2007**

(54) **HOUSING**

(75) Inventor: **Rolando Hidalgo**, Orange, CA (US)

(73) Assignee: **Minka Lighting, Inc.**, Corona, CA (US)

(\*\*) Term: **14 Years**

(21) Appl. No.: **29/250,216**

(22) Filed: **Nov. 7, 2006**

(51) **LOC (8) Cl.** ..... **23-04**

(52) **U.S. Cl.** ..... **D23/411**

(58) **Field of Classification Search** ..... D23/411,  
D23/377, 379, 385, 413; 416/5; D26/59,  
D26/71, 81-88; 362/96

See application file for complete search history.

(56) **References Cited**

**U.S. PATENT DOCUMENTS**

|              |         |                |       |         |
|--------------|---------|----------------|-------|---------|
| D428,129 S * | 7/2000  | Huang          | ..... | D23/377 |
| D484,233 S * | 12/2003 | Bucher et al.  | ..... | D23/377 |
| D504,502 S * | 4/2005  | Young          | ..... | D23/377 |
| D518,888 S * | 4/2006  | Young          | ..... | D23/411 |
| D522,135 S * | 5/2006  | Hidalgo        | ..... | D23/411 |
| D524,438 S * | 7/2006  | Hidalgo et al. | ..... | D23/411 |
| D527,814 S * | 9/2006  | Hidalgo        | ..... | D23/411 |
| D541,410 S * | 4/2007  | Ertze          | ..... | D23/411 |

**OTHER PUBLICATIONS**

U.S. Appl. No. 29/250,222.

U.S. Patent Application Serial No. 29/250,214.

MinkaAire Internet Catalog; Salon Grand ceiling fan; Model F-707; printed from minkagroup.net.

Emerson Internet Catalog; Lorraine ceiling fan; Model EM-KF240PRZ; printed from hansenwholesale.com

\* cited by examiner

*Primary Examiner*—Lisa Lichtenstein

(74) *Attorney, Agent, or Firm*—Baker & McKenzie LLP

(57) **CLAIM**

The ornamental design for a housing, as shown and described.

**DESCRIPTION**

FIG. 1 is a perspective view from below of a housing in accordance with my design;

FIG. 2 is a reduced top plan view of the housing in accordance with my design;

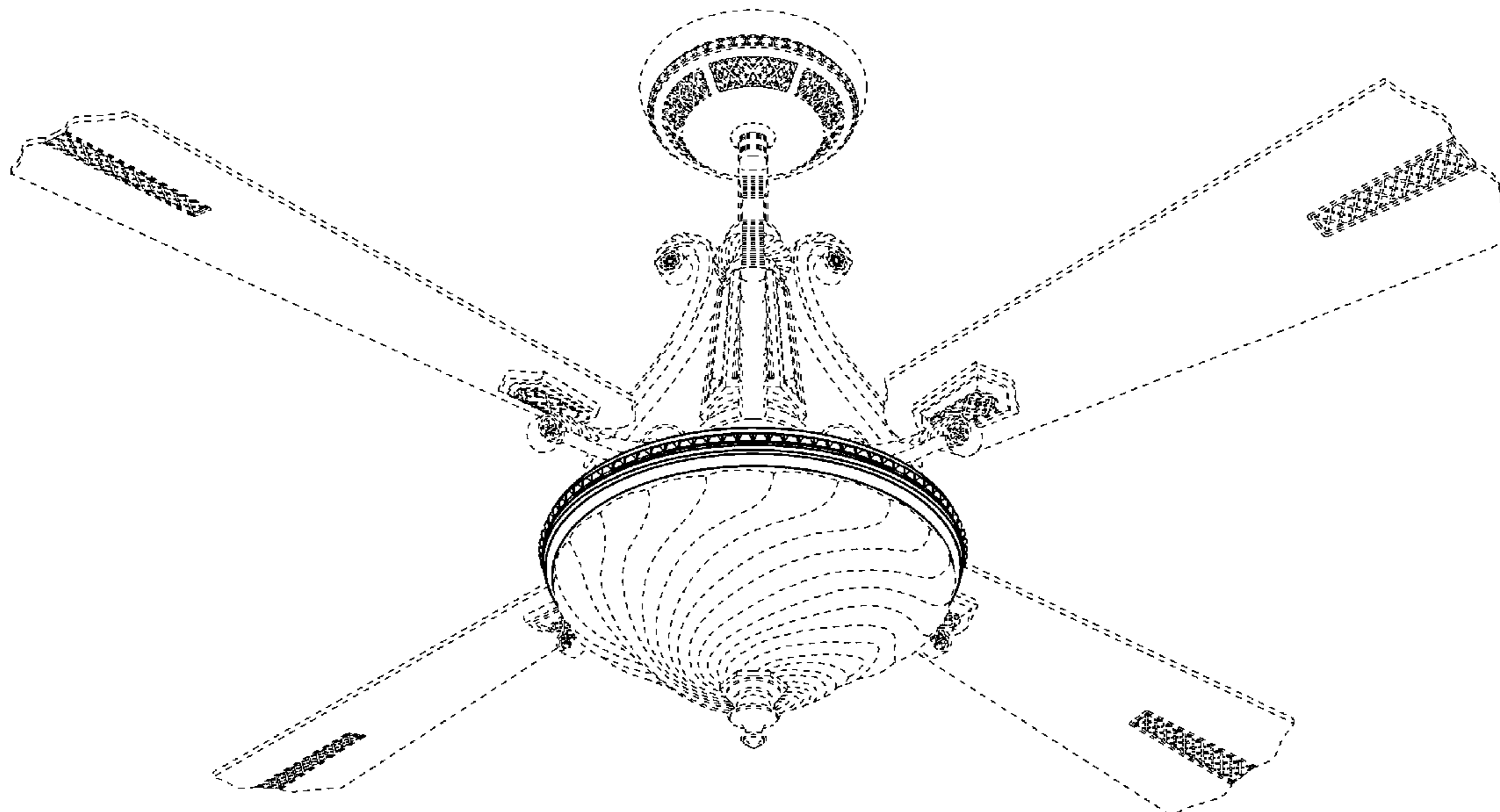
FIG. 3 is a reduced bottom plan view of the housing in accordance with my design;

FIG. 4 is a front elevation view of the housing in accordance with my design, the opposite view being a mirror image of that shown; and,

FIG. 5 is a side elevation view of the housing in accordance with my design, the opposite view being a mirror image of that shown.

The broken line showing of the canopy, support rod, down-rod, blades, scrolls, finial and brackets is included for the purpose of illustrating environmental structure and forms no part of the claimed design.

**1 Claim, 5 Drawing Sheets**



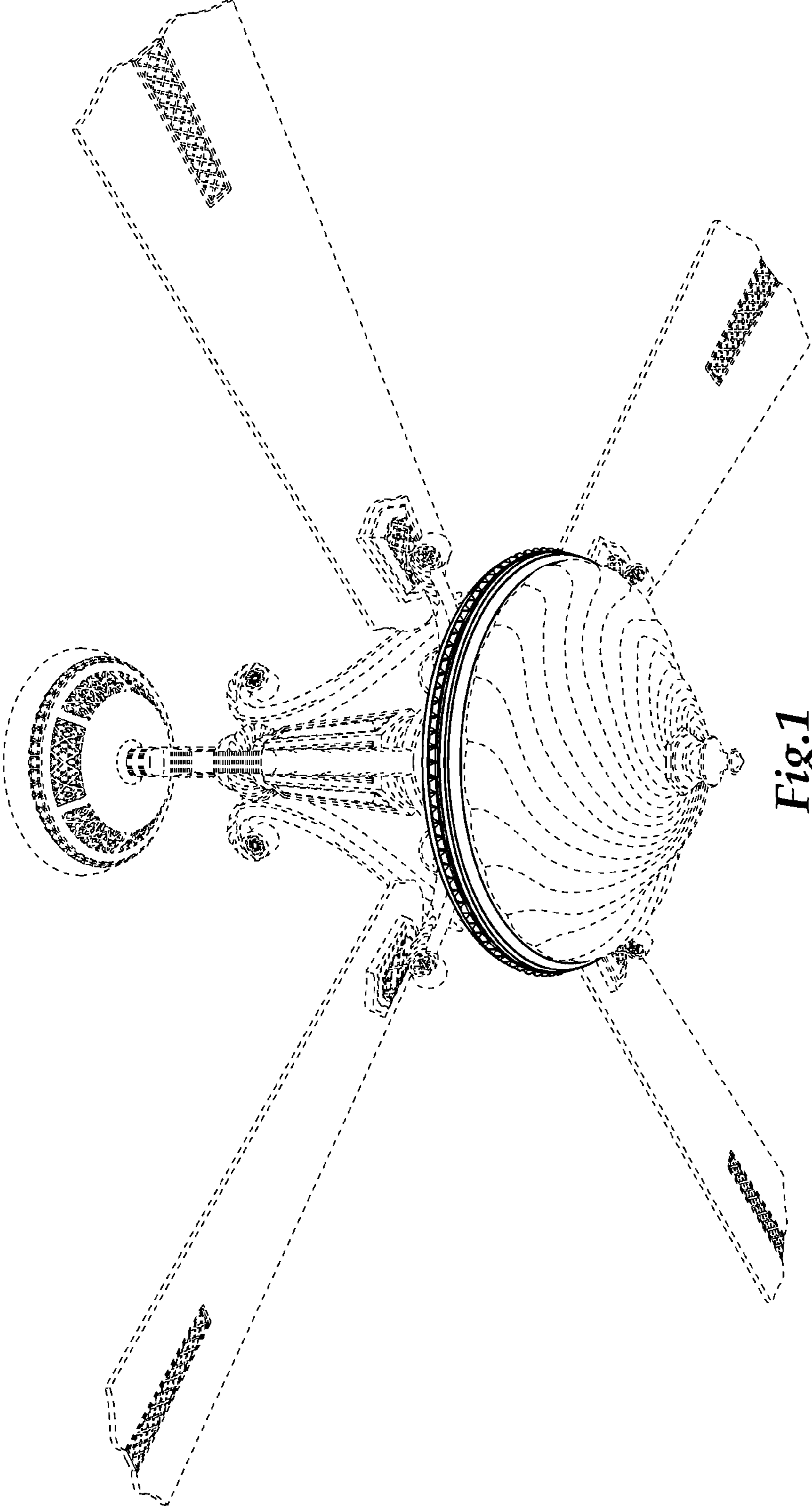
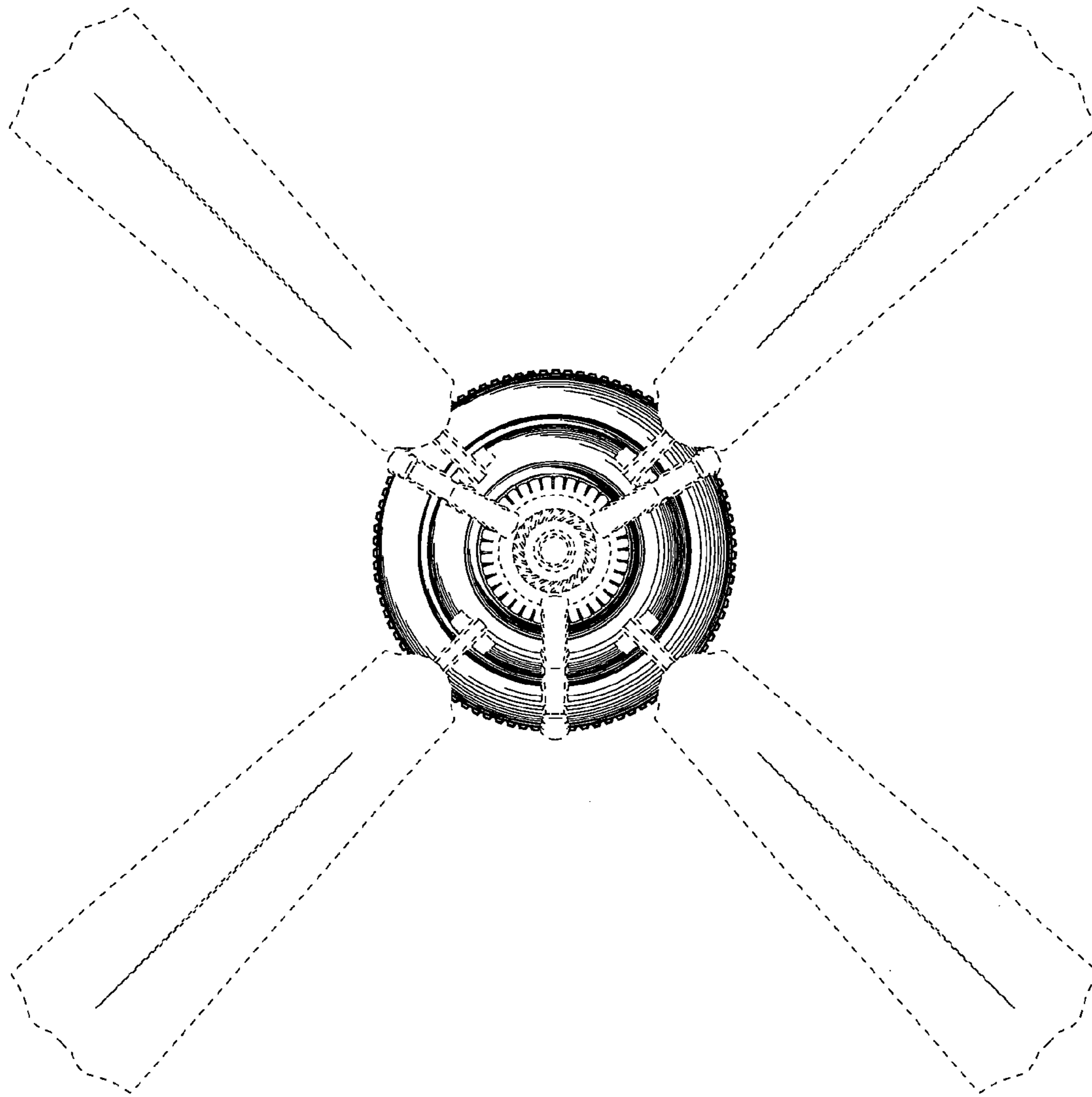
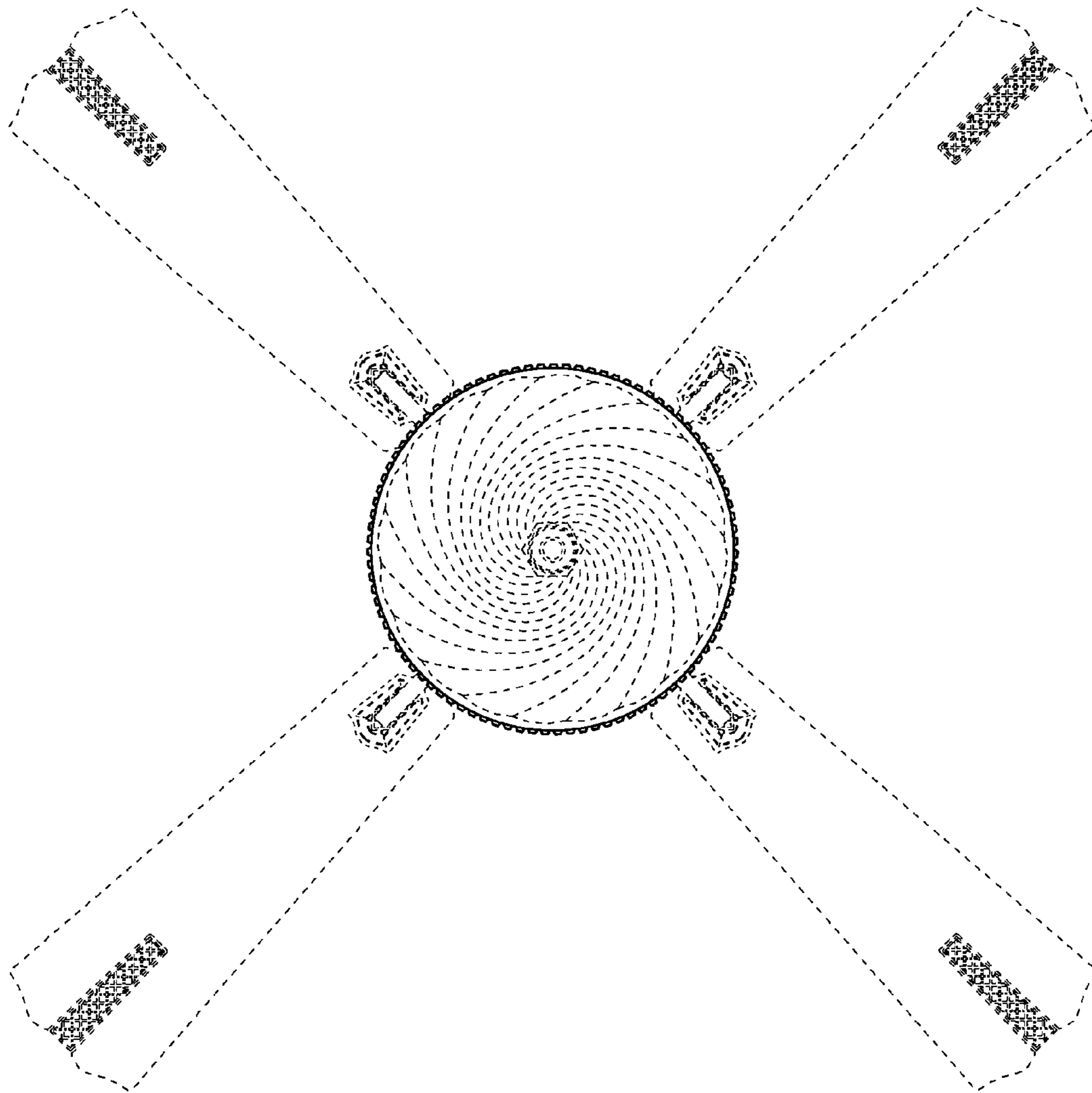


Fig.1



*Fig.2*



*Fig.3*

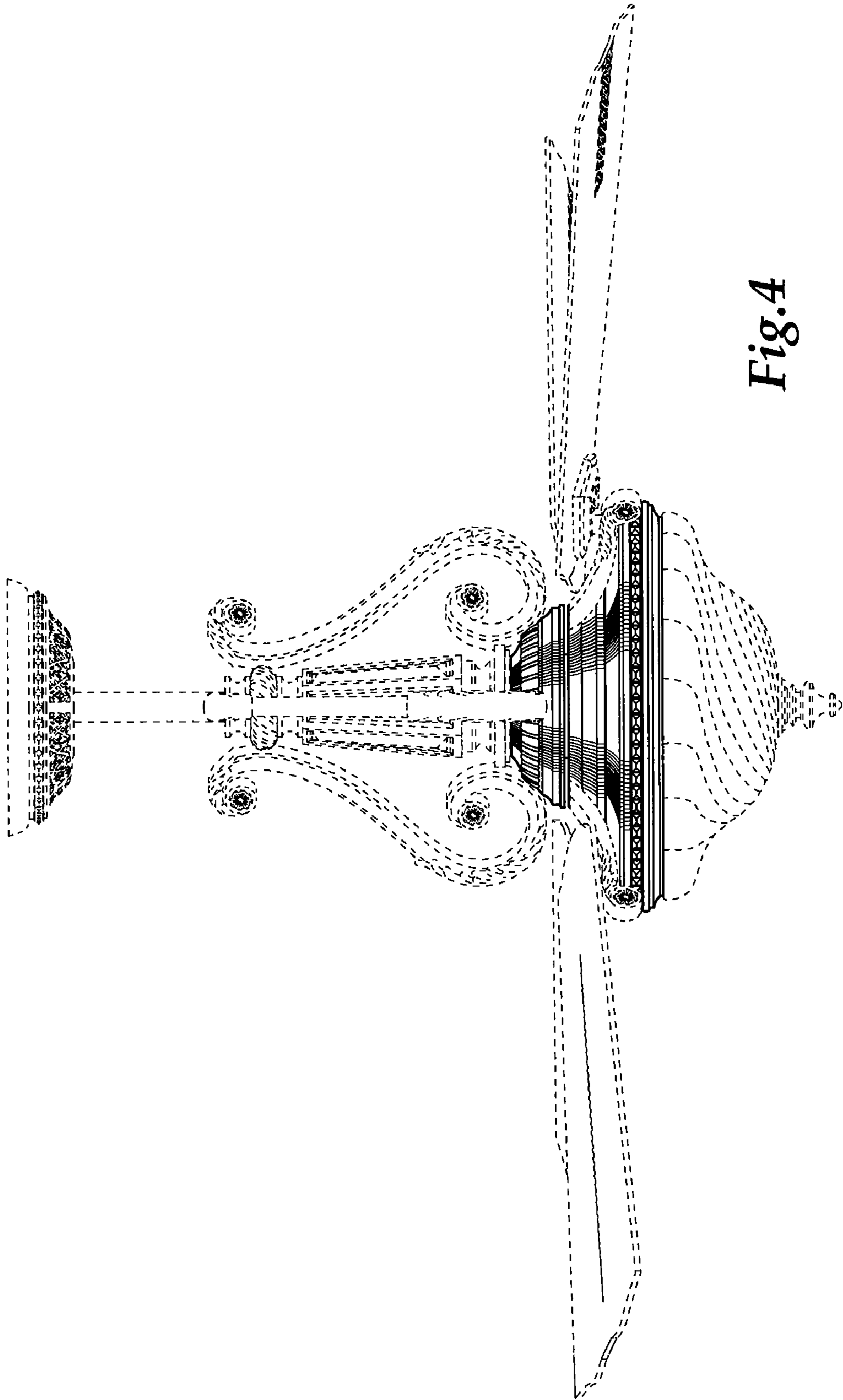


Fig. 4

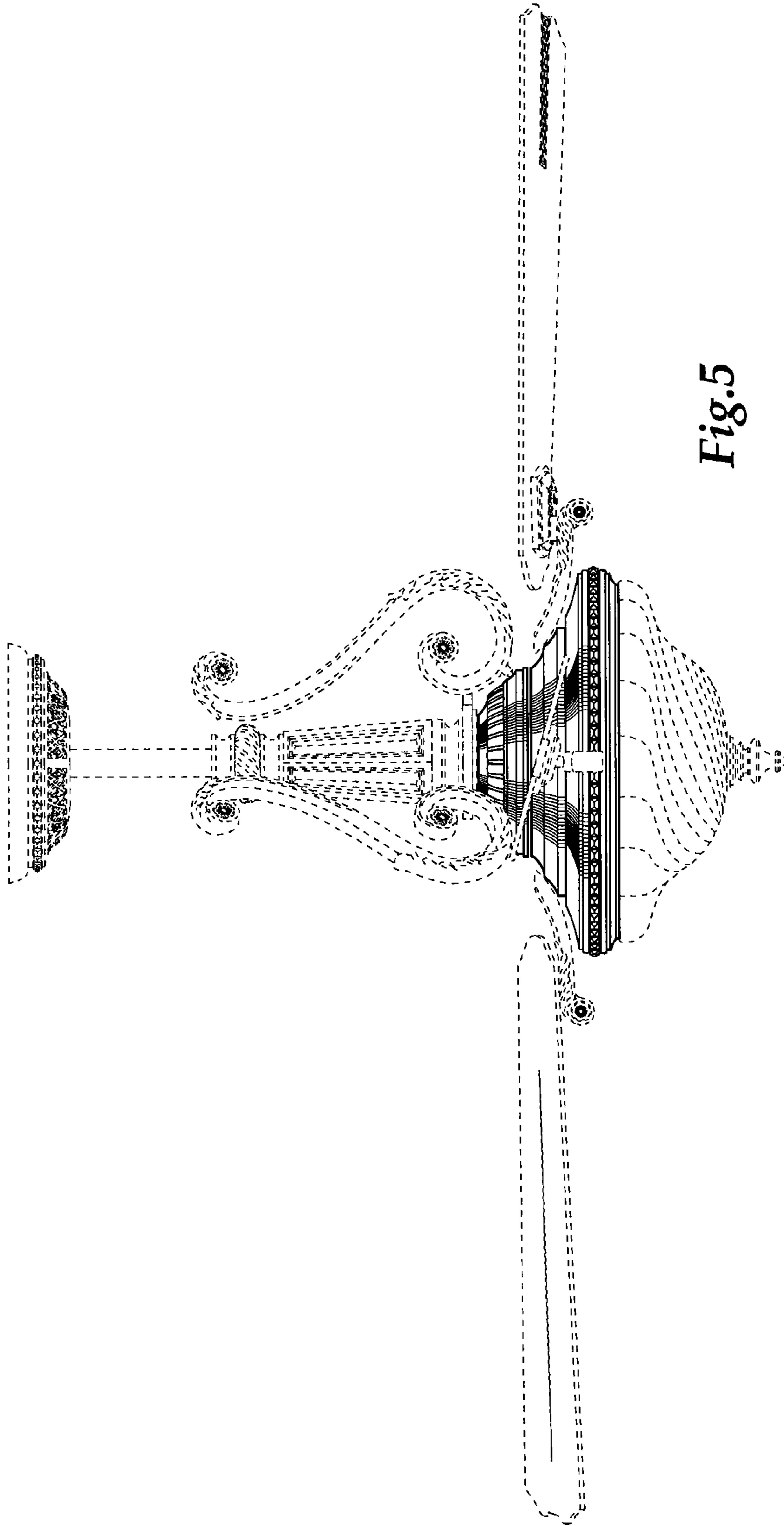


Fig.5