



US00D556316S

(12) **United States Design Patent**
Hidalgo

(10) **Patent No.:** **US D556,316 S**

(45) **Date of Patent:** **** Nov. 27, 2007**

(54) **SCROLL**

(75) Inventor: **Rolando Hidalgo**, Orange, CA (US)

(73) Assignee: **Minka Lighting, Inc.**, Corona, CA (US)

(**) Term: **14 Years**

(21) Appl. No.: **29/250,215**

(22) Filed: **Nov. 7, 2006**

(51) **LOC (8) Cl.** **23-04**

(52) **U.S. Cl.** **D23/411**

(58) **Field of Classification Search** D23/411,
D23/377, 379, 385, 413; 416/5; D26/59,
D26/71, 81-88; 362/96

See application file for complete search history.

(56) **References Cited**

U.S. PATENT DOCUMENTS

D428,129 S *	7/2000	Huang	D23/377
D484,233 S *	12/2003	Bucher et al.	D23/377
D504,502 S *	4/2005	Young	D23/377
D518,888 S *	4/2006	Young	D23/411
D520,628 S *	5/2006	Pickett	D23/411
D522,135 S *	5/2006	Hidalgo	D23/411
D524,438 S *	7/2006	Hidalgo et al.	D23/411
D527,814 S *	9/2006	Hidalgo	D23/411
D541,410 S *	4/2007	Ertze	D23/411

OTHER PUBLICATIONS

U.S. Appl. No. 29/250,222.

U.S. Appl. No. 29/250,214.

MinkaAire Internet Catalog; Salon Grand ceiling fan; Model F-707; printed from minkagroup.net.

Emerson Internet Catalog; Lorraine ceiling fan; Model EM-KF240PRZ; printed from hansenwholesale.com.

Kathy Ireland Internet Catalog; Amor collection; Model 46155; printed from lampsplus.com.

* cited by examiner

Primary Examiner—Lisa Lichtenstein

(74) *Attorney, Agent, or Firm*—Baker & McKenzie LLP

(57) **CLAIM**

The ornamental design for a scroll, as shown and described.

DESCRIPTION

FIG. 1 is a perspective view from below of a scroll in accordance with my design;

FIG. 2 is an enlarged perspective view of the scroll in accordance with my design;

FIG. 3 is an enlarged side elevation view of the scroll in accordance with my design, the opposite view being a mirror image of that shown;

FIG. 4 is an enlarged front elevation view of the scroll in accordance with my design;

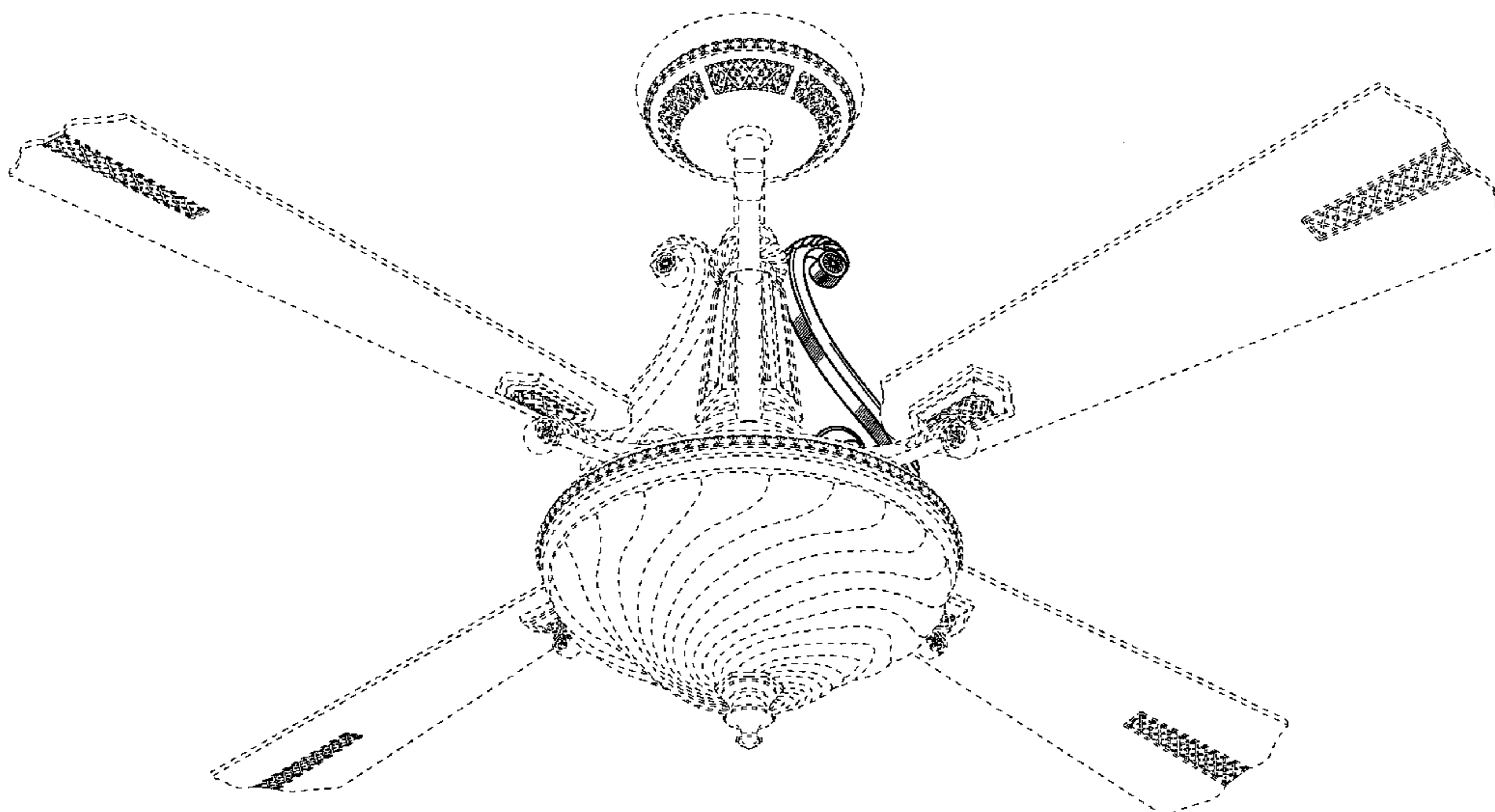
FIG. 5 is an enlarged top plan view of the scroll in accordance with my design; and,

FIG. 6 is an enlarged bottom plan view of the scroll in accordance with my design.

The broken lines showing environmental structure are for illustrative purposes and form no part of the claimed design.

The broken line showing of the canopy, support rod, down-rod, blades, two scrolls, scroll attachment members, finial and brackets is included for the purpose of illustrating environmental structure and forms no part of the claimed design.

1 Claim, 2 Drawing Sheets



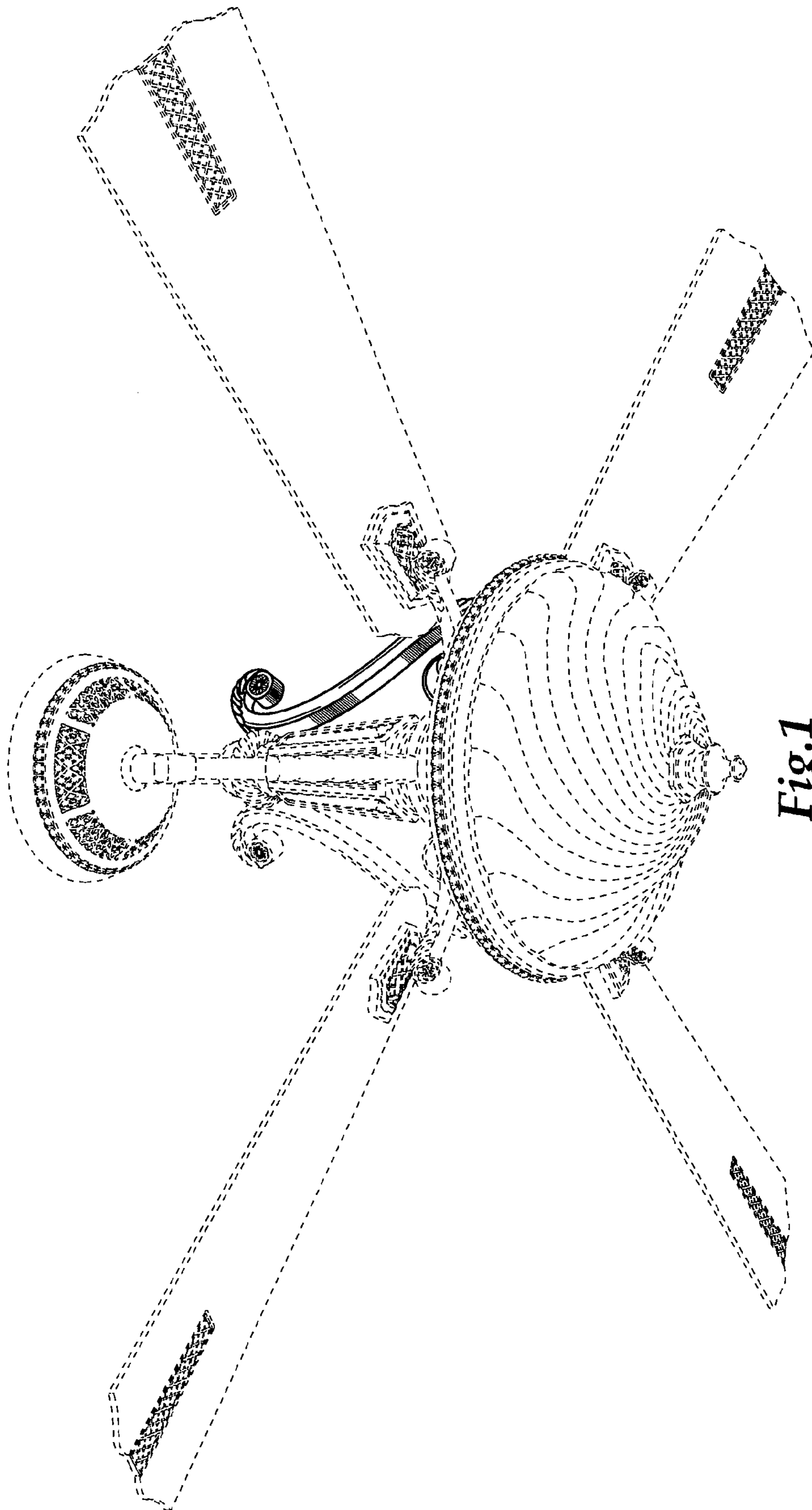


Fig. 1

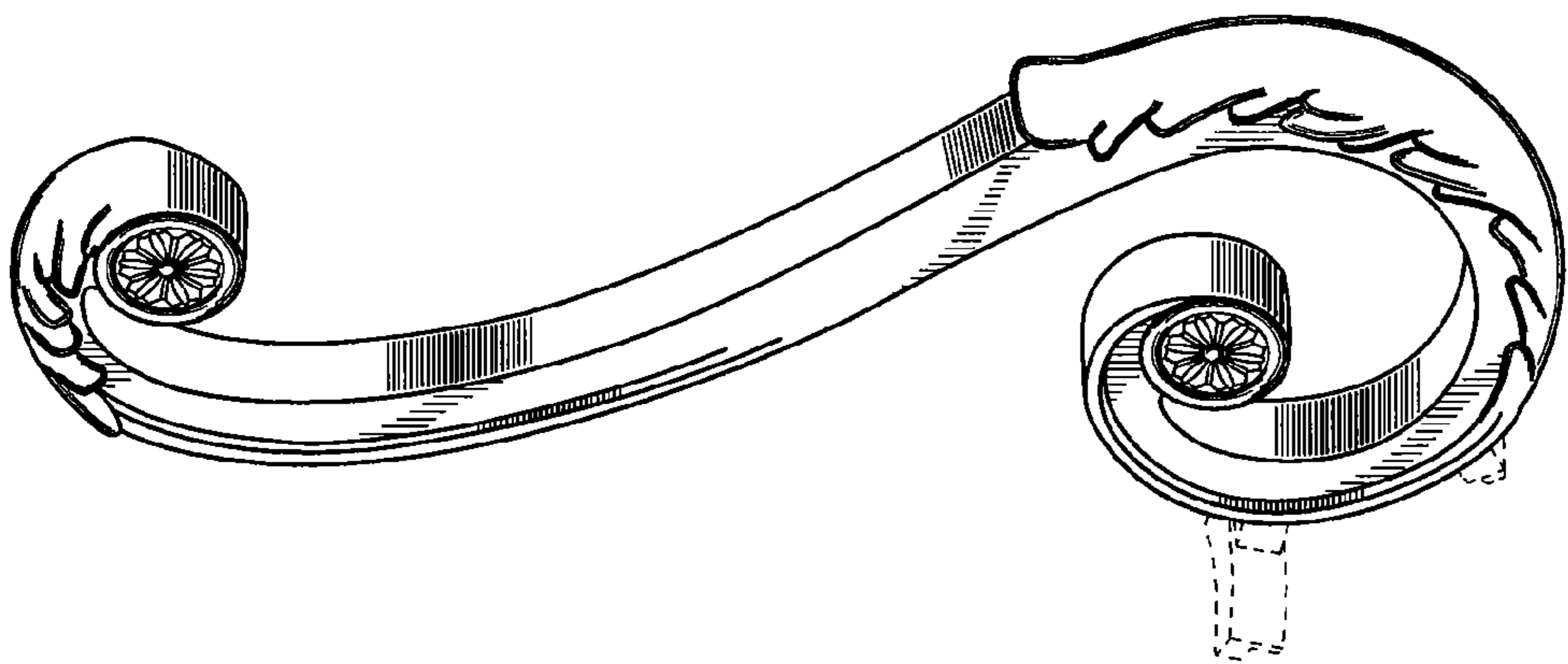


Fig.2

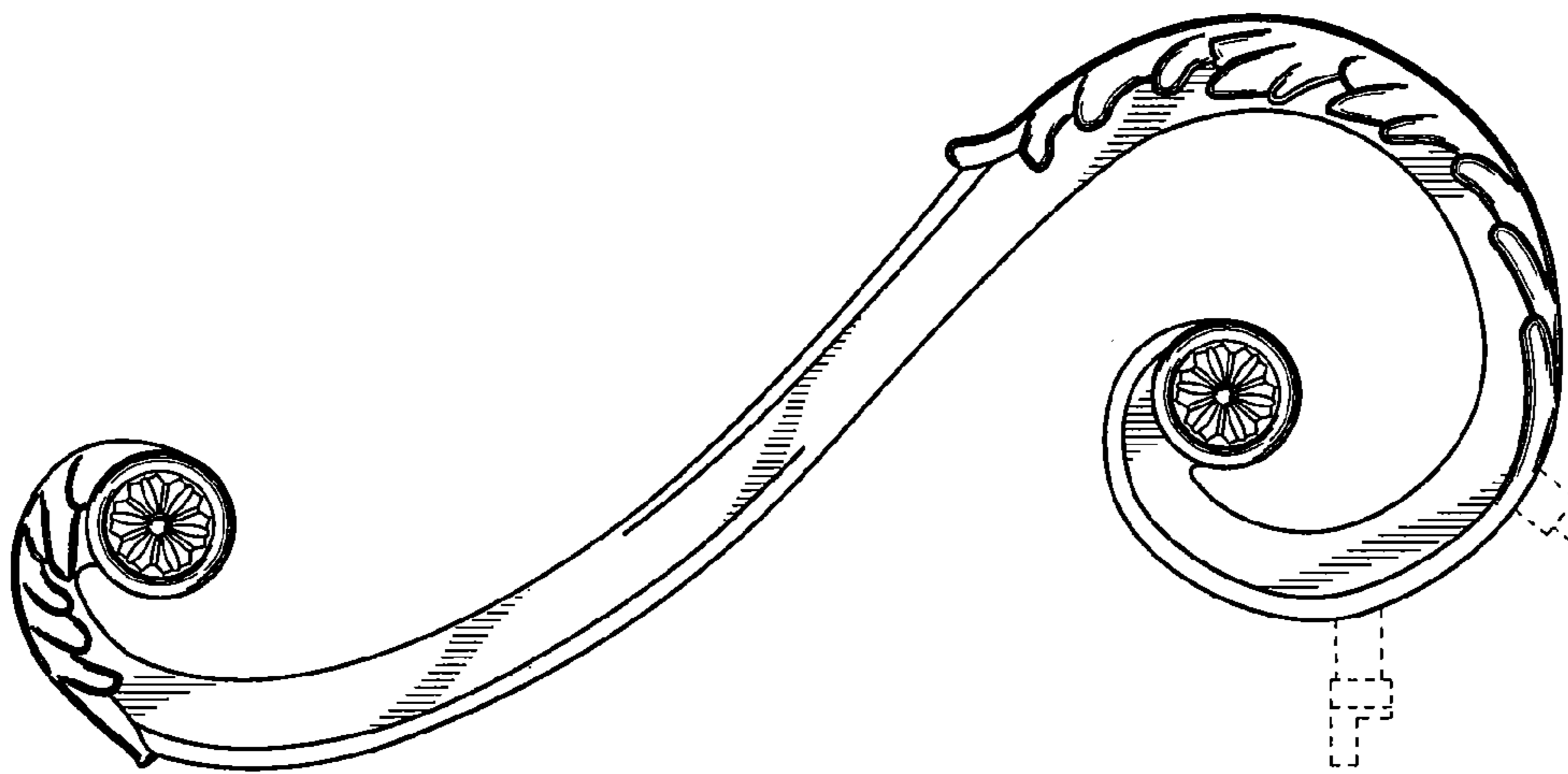


Fig.3

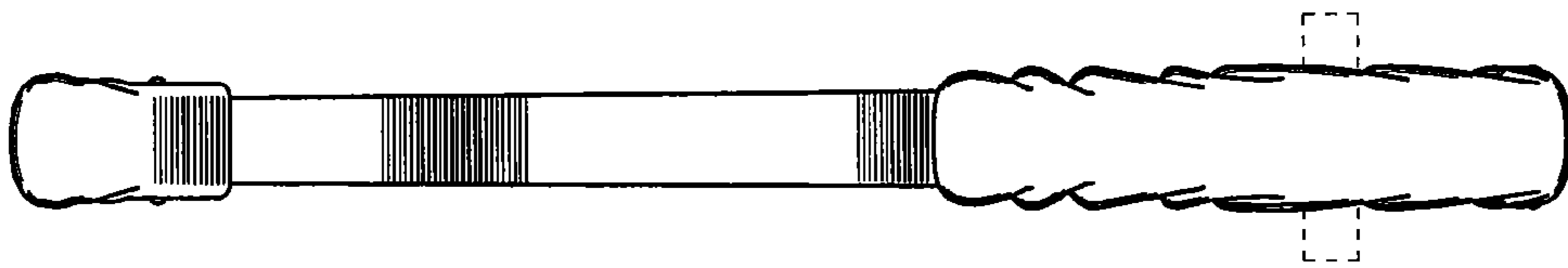


Fig.4




Fig.5

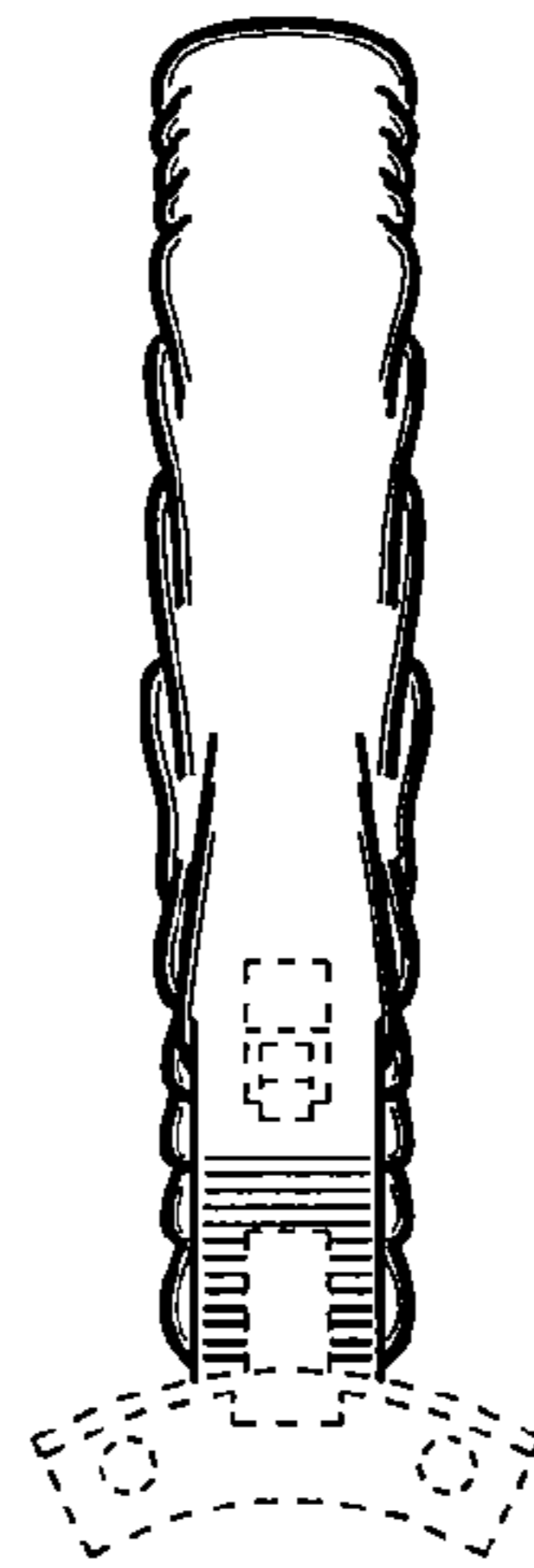


Fig.6