



US00D556314S

(12) **United States Design Patent**  
**Daniels, II et al.**

(10) **Patent No.:** **US D556,314 S**

(45) **Date of Patent:** **\*\* Nov. 27, 2007**

(54) **ROOF VENT**

(76) Inventors: **William B. Daniels, II**, 7535  
Healdsburg Ave., Sebastopol, CA (US)  
95472; **Gregory S. Daniels**, P.O. Box  
3819, Santa Rosa, CA (US) 95402-3819

(\*\*) Term: **14 Years**

(21) Appl. No.: **29/240,506**

(22) Filed: **Oct. 12, 2005**

(51) **LOC (8) Cl.** ..... **23-04**

(52) **U.S. Cl.** ..... **D23/393**

(58) **Field of Classification Search** ..... D23/393,  
D23/373, 354, 370; 454/199, 242, 248, 250,  
454/364, 365, 366, 52, 94, 136, 367, 107,  
454/359; 52/200; D12/404

See application file for complete search history.

(56) **References Cited**

U.S. PATENT DOCUMENTS

2,628,551	A *	2/1953	Leigh	.....	454/366
3,093,059	A *	6/1963	Metz	.....	454/366
3,934,383	A *	1/1976	Perry et al.	.....	52/200
4,196,657	A *	4/1980	Crongeyer et al.	.....	454/107
D258,083	S *	1/1981	Gammell	.....	D23/354
4,297,818	A	11/1981	Anderson		
D277,027	S *	1/1985	Waltz et al.	.....	D23/373
4,592,269	A *	6/1986	Lamparter	.....	454/136
D285,546	S *	9/1986	Hayslette	.....	D12/404
4,615,263	A *	10/1986	Titterud	.....	454/94
4,759,270	A *	7/1988	Lindeen	.....	454/94
5,342,238	A *	8/1994	Segerpalm et al.	.....	454/136
D365,873	S *	1/1996	Van Belle	.....	D23/370
5,501,634	A *	3/1996	Wilder	.....	454/136
5,561,952	A	10/1996	Damron		
5,591,080	A *	1/1997	Ward	.....	454/359
5,672,101	A *	9/1997	Thomas	.....	454/136
D431,291	S *	9/2000	McKee	.....	D23/393
6,155,008	A	12/2000	McKee		
6,293,862	B1 *	9/2001	Jafine et al.	.....	454/366
6,302,787	B1 *	10/2001	Graft, Jr.	.....	454/366
6,383,072	B2	5/2002	Schiedegger et al.		
6,390,914	B1 *	5/2002	O'Hagin et al.	.....	454/366
6,514,135	B1 *	2/2003	Kelly	.....	454/136

6,520,852	B2	2/2003	McKee et al.		
6,612,924	B1	9/2003	Mantyla et al.		
6,767,281	B2	7/2004	McKee		
7,004,832	B2 *	2/2006	Thomas	.....	454/94
2001/0049261	A1 *	12/2001	McKee et al.	.....	454/367
2003/0054754	A1 *	3/2003	McKee	.....	454/367
2003/0153262	A1 *	8/2003	Mantyla et al.	.....	454/367
2004/0057231	A1	3/2004	Skuse et al.		
2005/0130581	A1 *	6/2005	Dodge	.....	454/366
2005/0233691	A1 *	10/2005	Horton	.....	454/366

\* cited by examiner

*Primary Examiner*—Ian Simmons

*Assistant Examiner*—David G. Muller

(74) *Attorney, Agent, or Firm*—Knobbe, Martens, Olson & Bear, LLP

(57) **CLAIM**

The ornamental design for a roof vent, as shown and described.

**DESCRIPTION**

FIG. 1 is an exploded top, front, perspective view of a roof vent showing my new design;

FIG. 2 is an exploded bottom, front, perspective view thereof;

FIG. 3 is an exploded side view thereof;

FIG. 4 is an exploded front view thereof;

FIG. 5 is an exploded rear view thereof;

FIG. 6 is a top view of a lower member of the roof vent of FIG. 1;

FIG. 7 is a bottom view of the lower member of FIG. 6;

FIG. 8 is a side view of the lower member of FIG. 6;

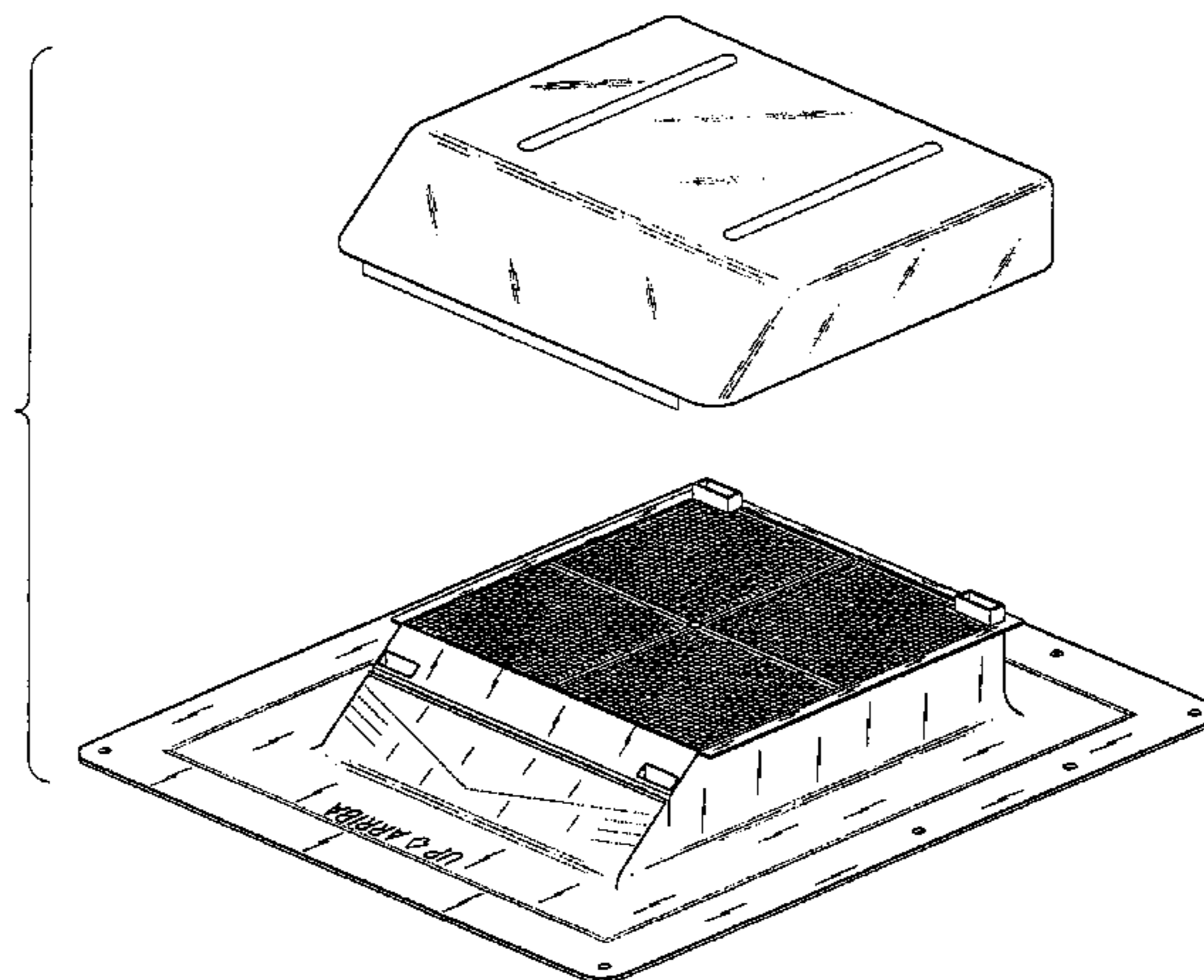
FIG. 9 is a rear view of the lower member of FIG. 6;

FIG. 10 is a top view of a translucent vent cap of the roof vent of FIG. 1;

FIG. 11 is a bottom view of the vent cap of FIG. 10; and,

FIG. 12 is a side view of the vent cap of FIG. 10.

**1 Claim, 10 Drawing Sheets**



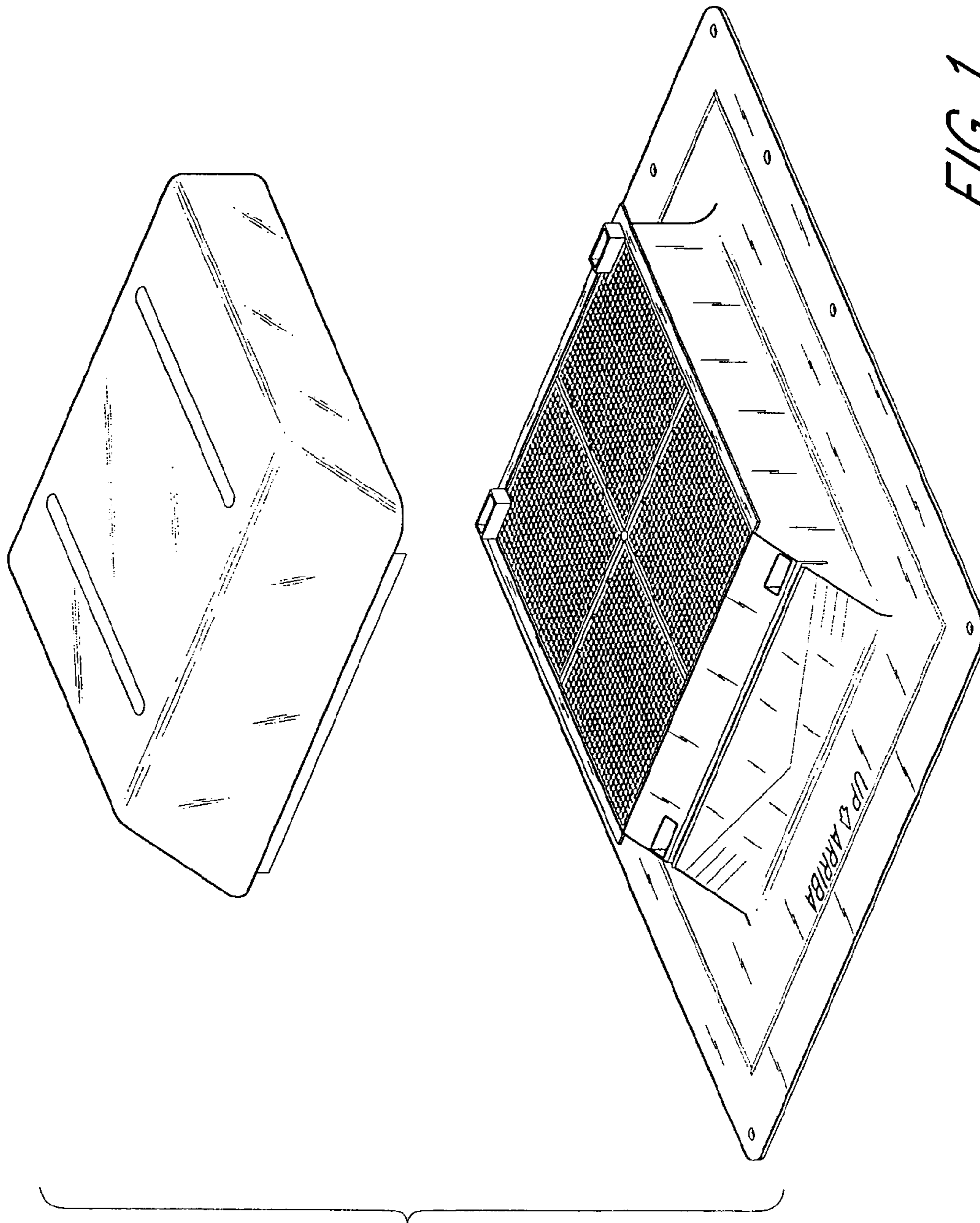
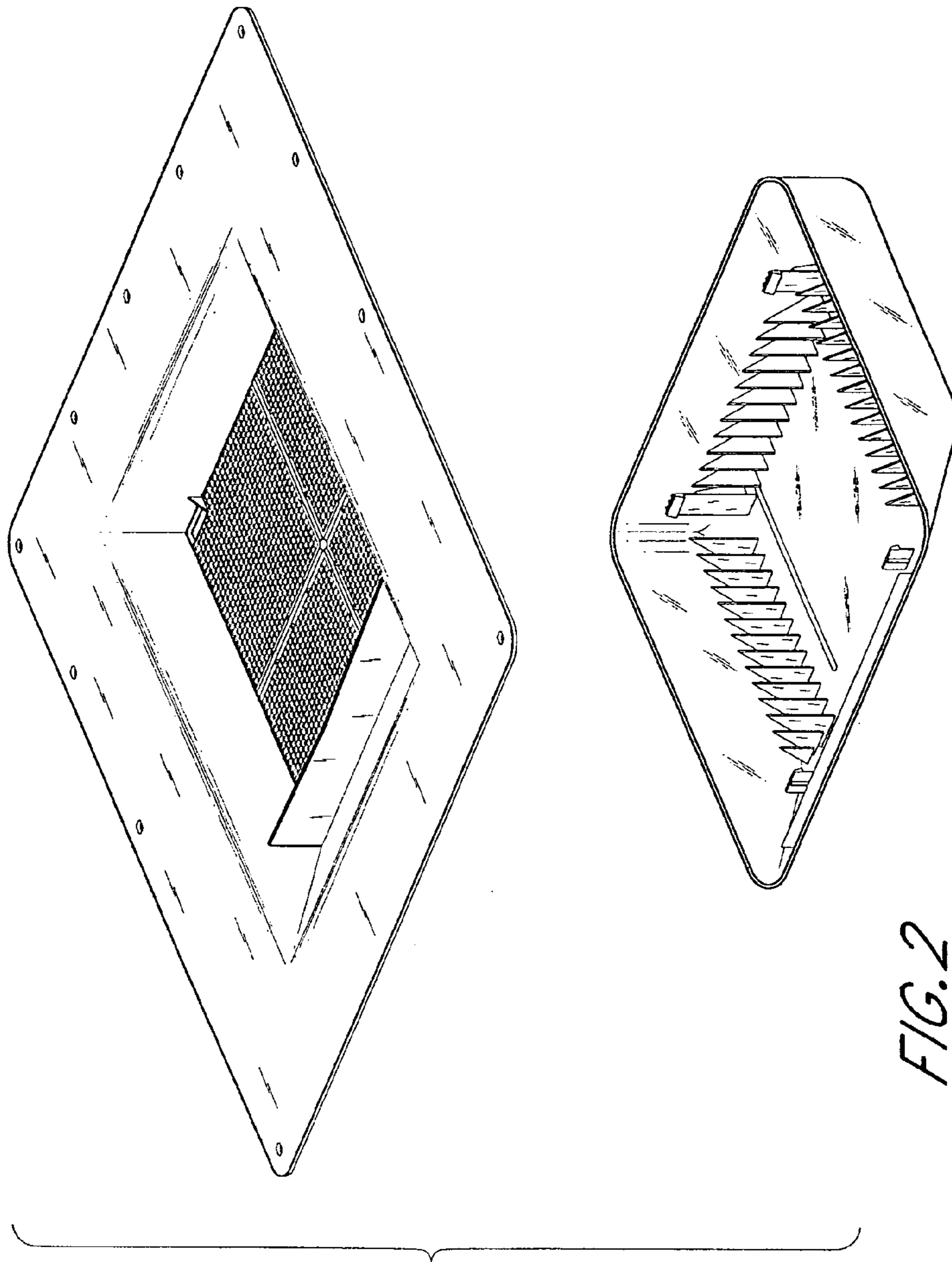


FIG. 1





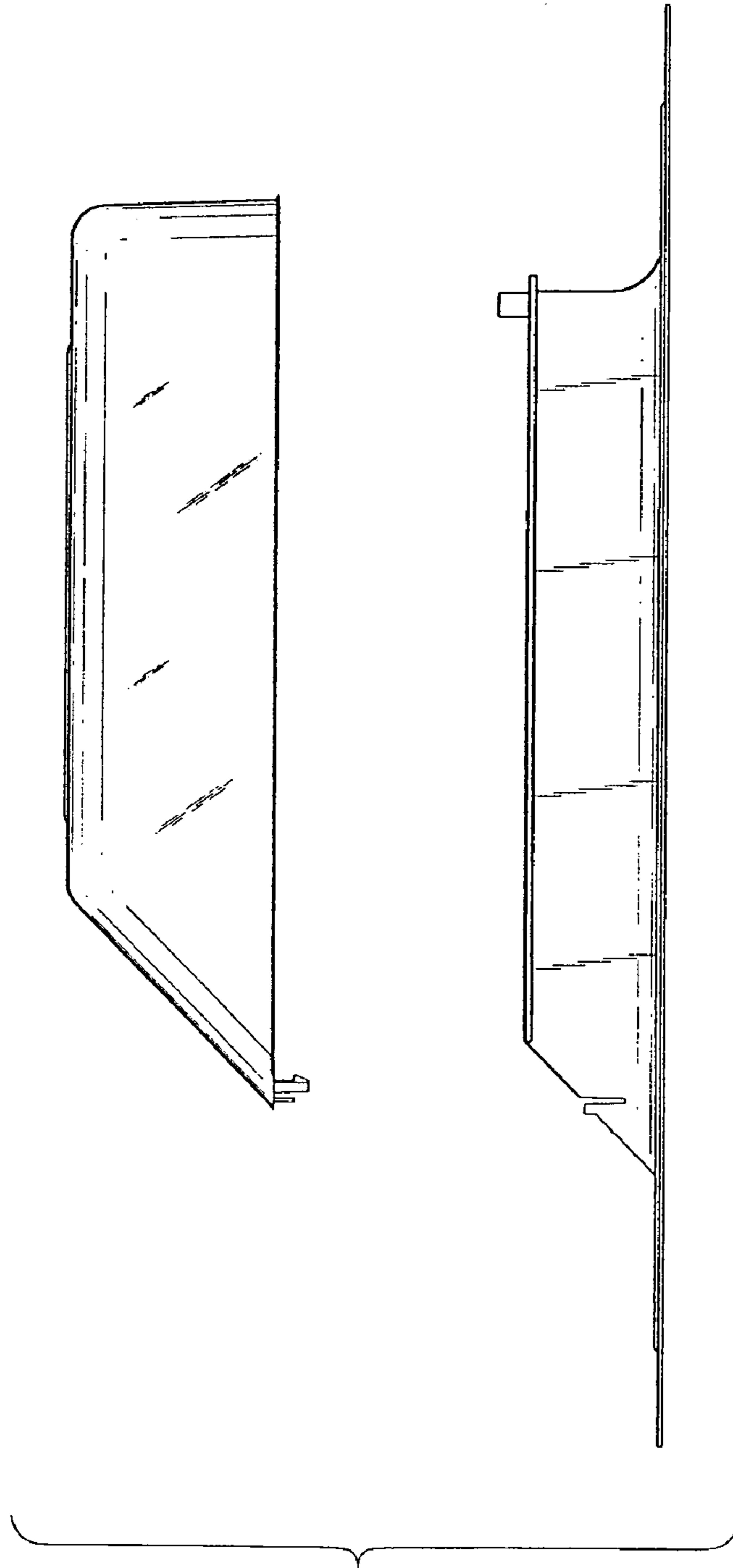


FIG. 3

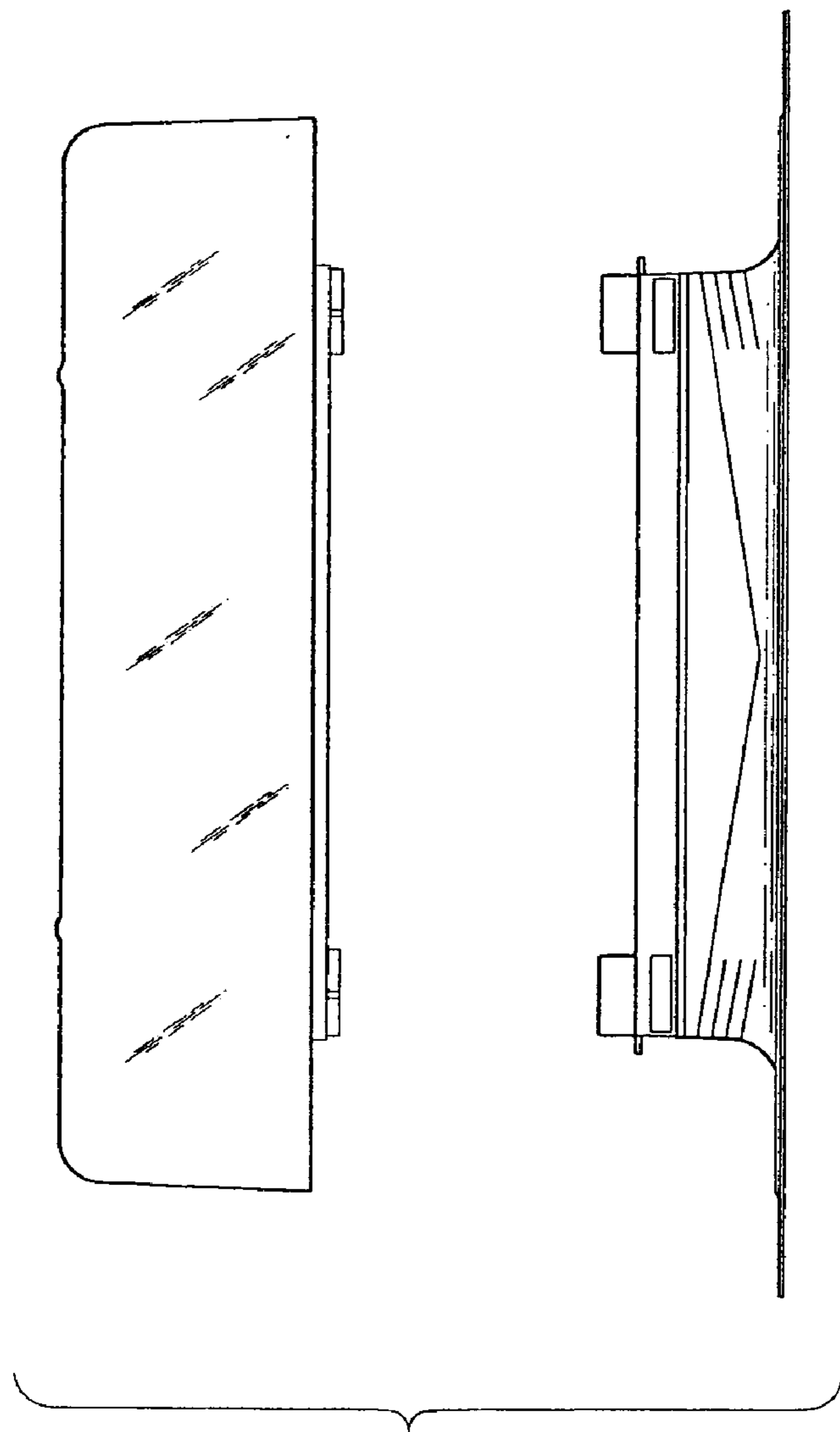
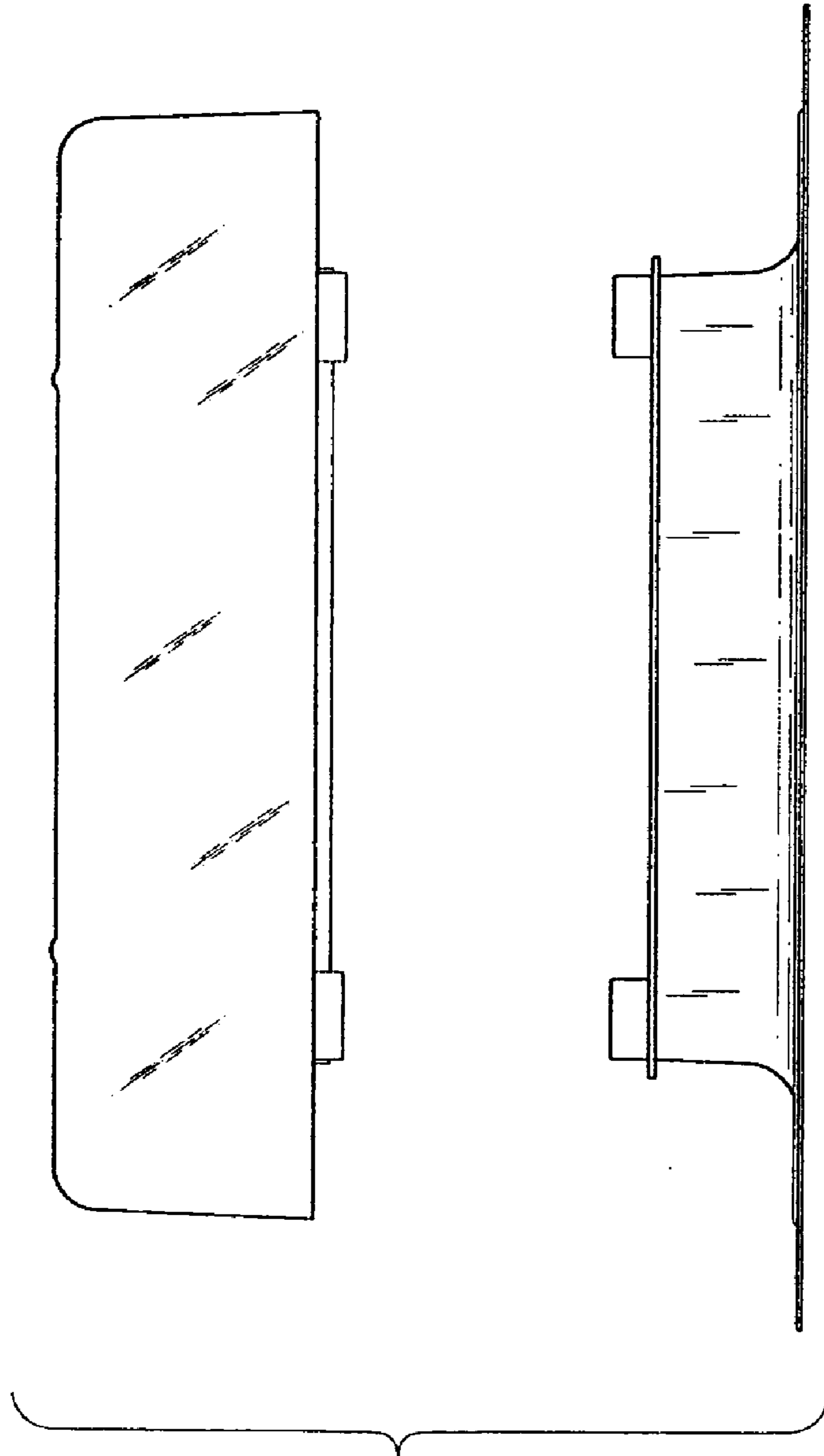
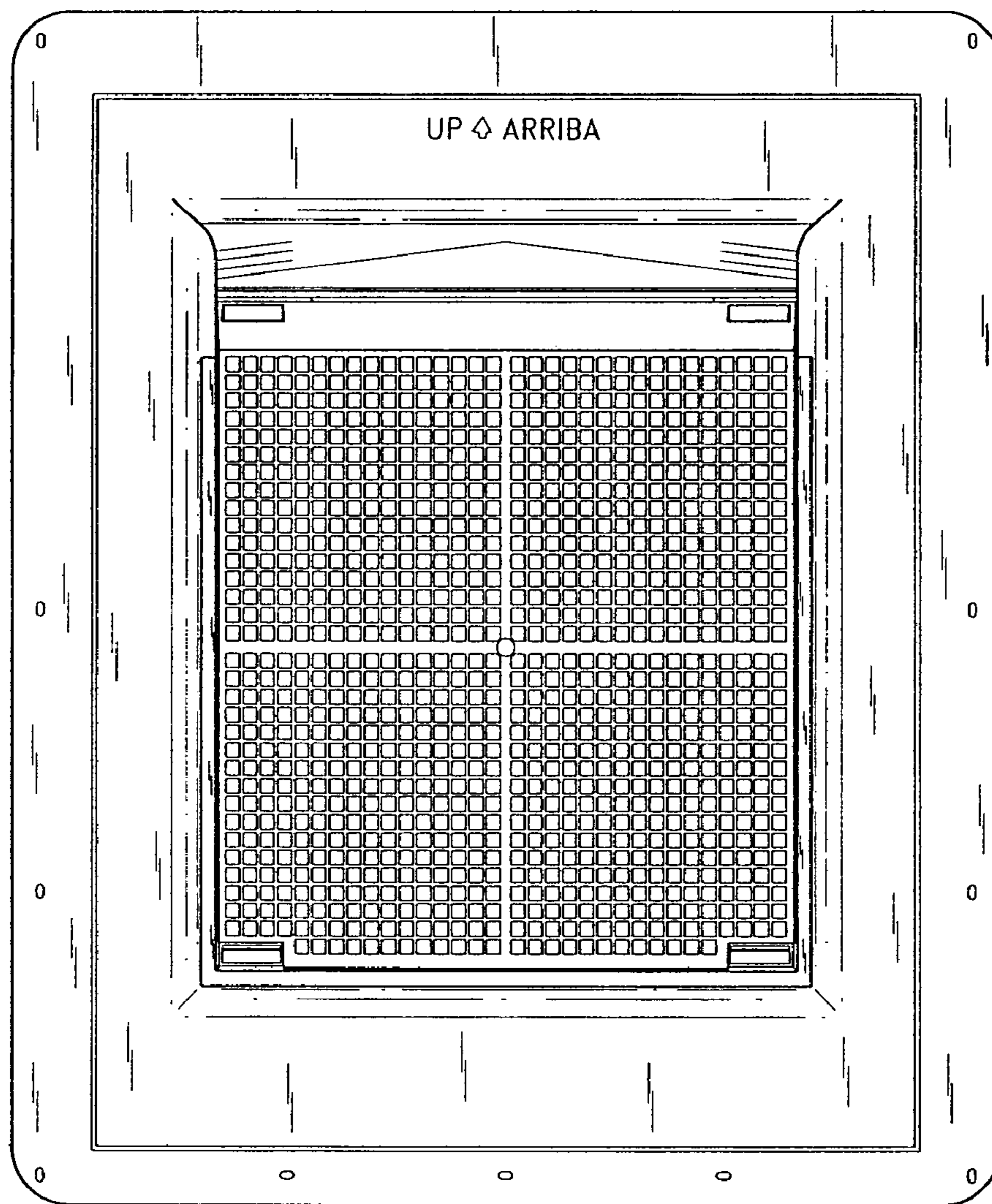


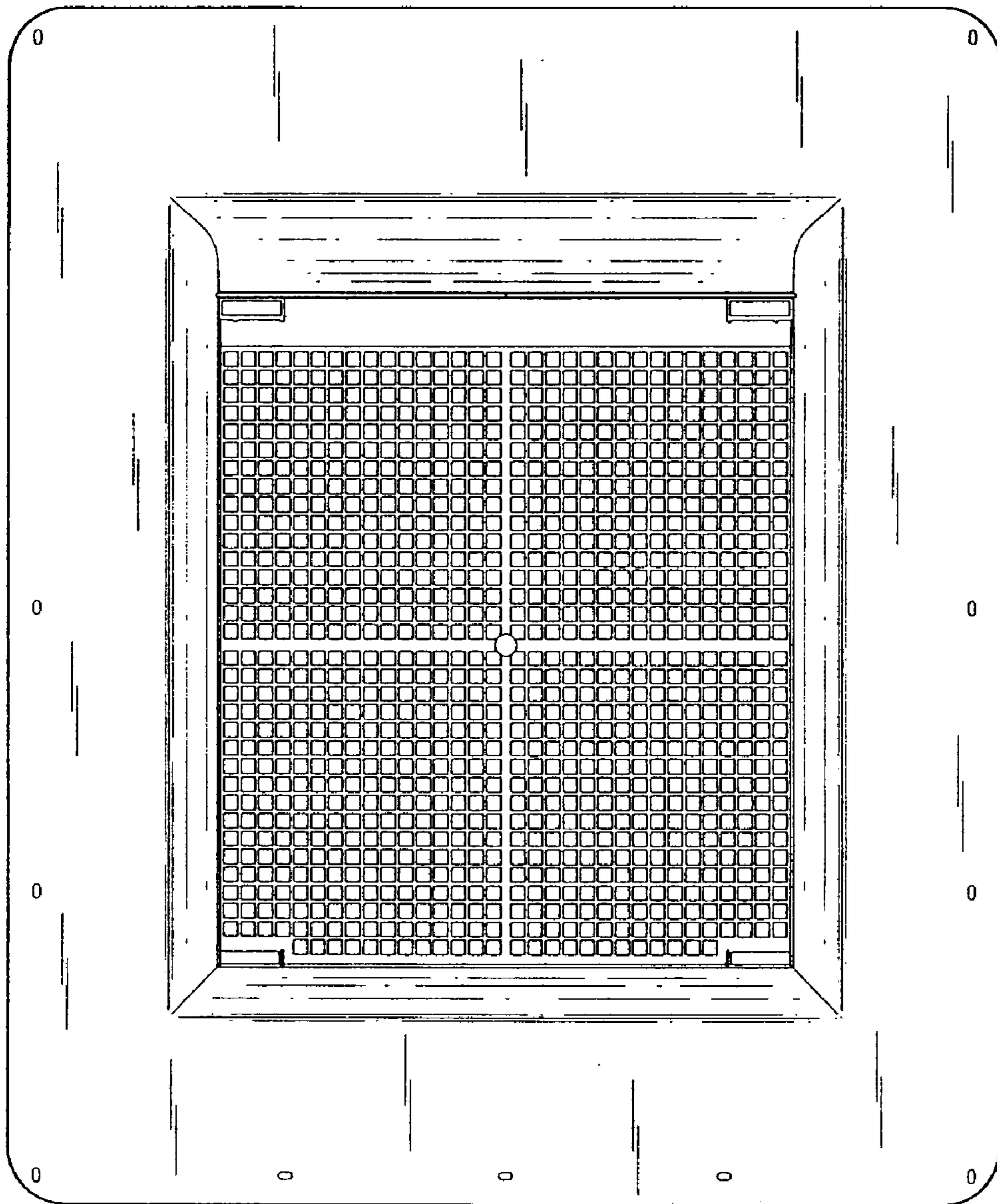
FIG. 4



*FIG. 5*



*FIG. 6*



*FIG. 7*






FIG. 8

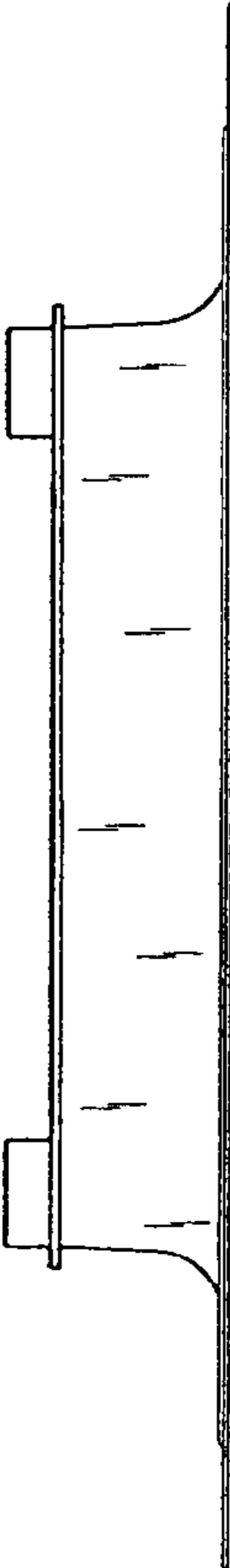
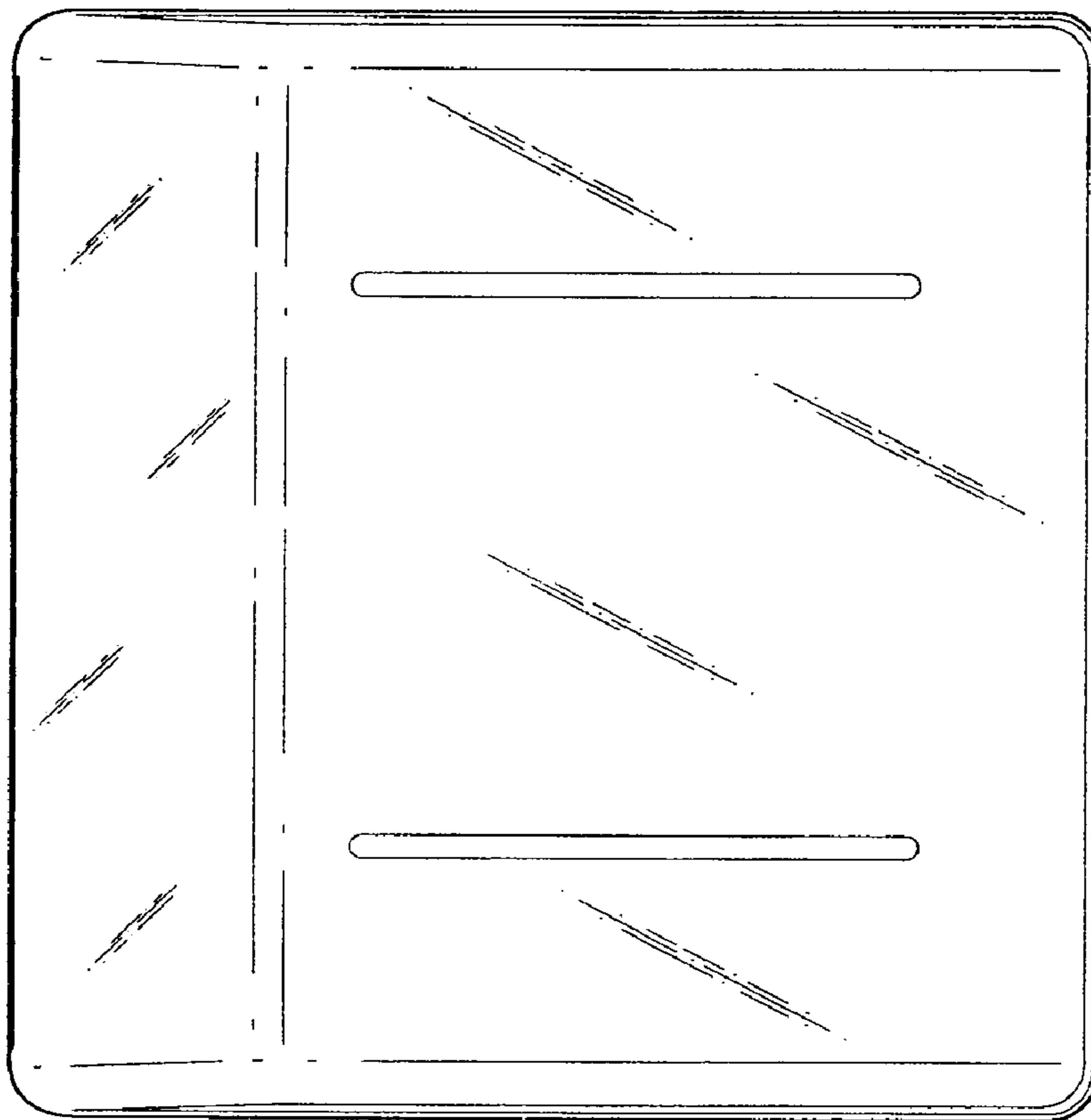


FIG. 9



*FIG. 10*




FIG. 12

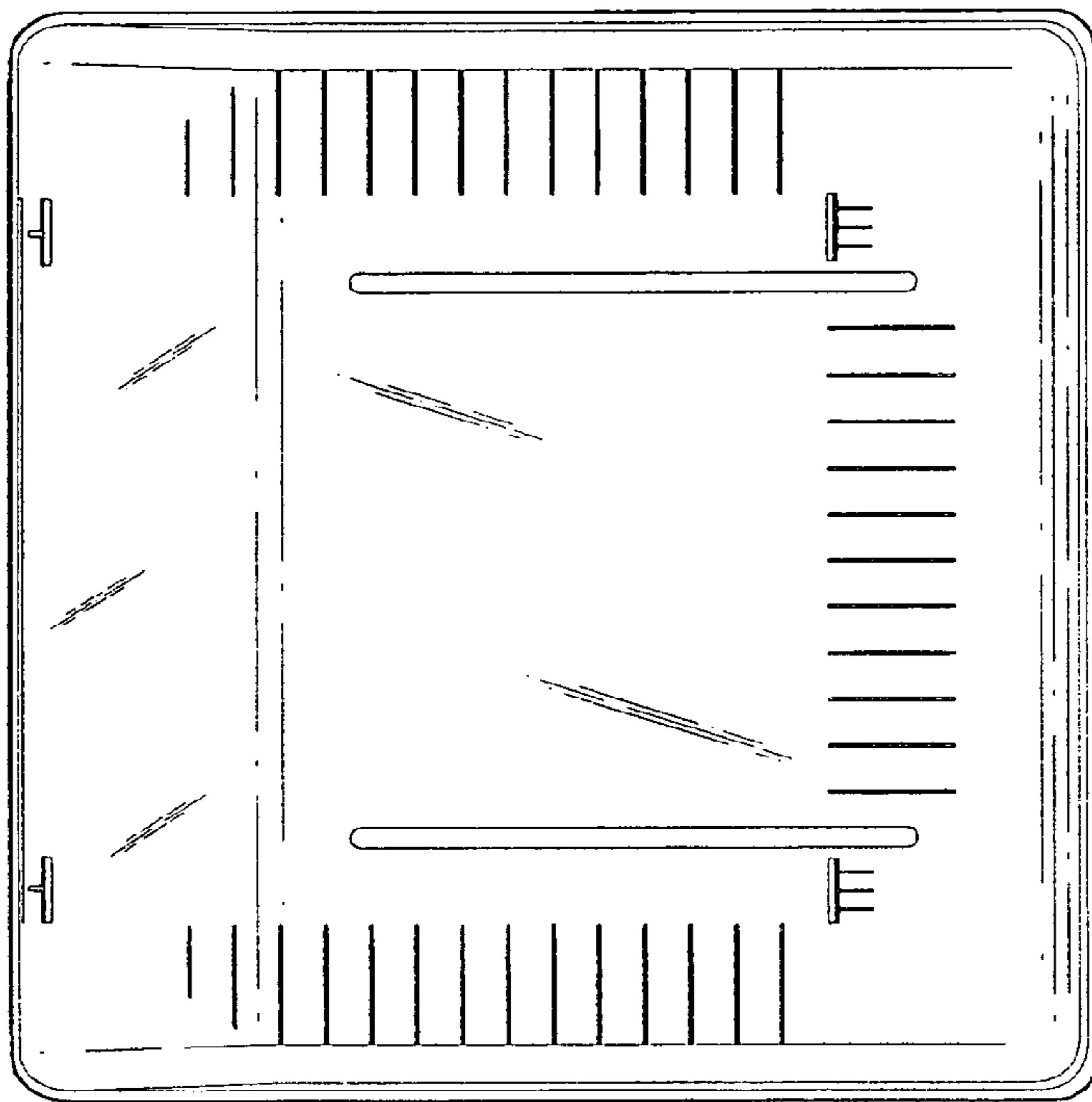


FIG. 11