



US00D556312S

(12) **United States Design Patent** (10) **Patent No.:** **US D556,312 S**  
**Majerowski et al.** (45) **Date of Patent:** **\*\* Nov. 27, 2007**

(54) **VOLATILE MATERIAL DISPENSER**

RE33,864 E 3/1992 Steiner et al.  
5,095,647 A 3/1992 Zobebe et al.  
5,114,625 A 5/1992 Gibson  
5,126,078 A 6/1992 Steiner et al.  
5,133,042 A 7/1992 Pelonis  
5,217,696 A 6/1993 Woverton et al.

(75) Inventors: **Amelia H. Majerowski**, Kenosha, WI  
(US); **Steven G. Melnyk**, Port  
Washington, WI (US)

(73) Assignee: **S.C. Johnson & Son, Inc.**, Racine, WI  
(US)

(Continued)

(\*\*) Term: **14 Years**

**FOREIGN PATENT DOCUMENTS**

(21) Appl. No.: **29/260,653**

DE 25 45 598 11/1976

(22) Filed: **May 30, 2006**

(Continued)

(51) **LOC (8) Cl.** ..... **23-99**

*Primary Examiner*—Sandra Snapp

(52) **U.S. Cl.** ..... **D23/366**

(74) *Attorney, Agent, or Firm*—McCracken & Frank LLP

(58) **Field of Classification Search** ..... None  
See application file for complete search history.

(57) **CLAIM**

The ornamental design for a volatile material dispenser, as shown and described.

(56) **References Cited**

**U.S. PATENT DOCUMENTS**

2,383,960 A 9/1945 Dupuy  
2,614,820 A 10/1952 Boydjjeff  
3,330,481 A 7/1967 Dearling  
3,976,246 A 8/1976 Hauri et al.  
4,219,145 A 8/1980 Jaeschke et al.  
4,327,056 A 4/1982 Gaiser  
4,339,079 A 7/1982 Sato et al.  
4,523,870 A 6/1985 Spector  
4,537,351 A 8/1985 Wilson  
4,621,768 A 11/1986 Lhoste et al.  
4,707,338 A 11/1987 Spector  
4,739,928 A 4/1988 O'Neil  
4,745,705 A 5/1988 Yamamoto et al.  
4,857,240 A 8/1989 Kearnes et al.  
4,866,580 A 9/1989 Blackerby  
4,878,615 A 11/1989 Losi  
4,913,349 A 4/1990 Locko  
4,913,350 A 4/1990 Purzycki  
4,917,301 A 4/1990 Munteanu  
4,928,881 A 5/1990 Barlics et al.  
4,931,224 A 6/1990 Holzer, Sr.  
4,938,419 A 7/1990 Weick  
D309,943 S 8/1990 Jones et al.  
4,968,487 A 11/1990 Yamamoto et al.

**DESCRIPTION**

FIG. 1 is an isometric view of a volatile material dispenser according to the present invention;

FIG. 2 is a front elevational view of the volatile material dispenser of FIG. 1;

FIG. 3 is an elevational view of a first side of the volatile material dispenser of FIG. 1;

FIG. 4 is a rear elevational view of the volatile material dispenser of FIG. 1;

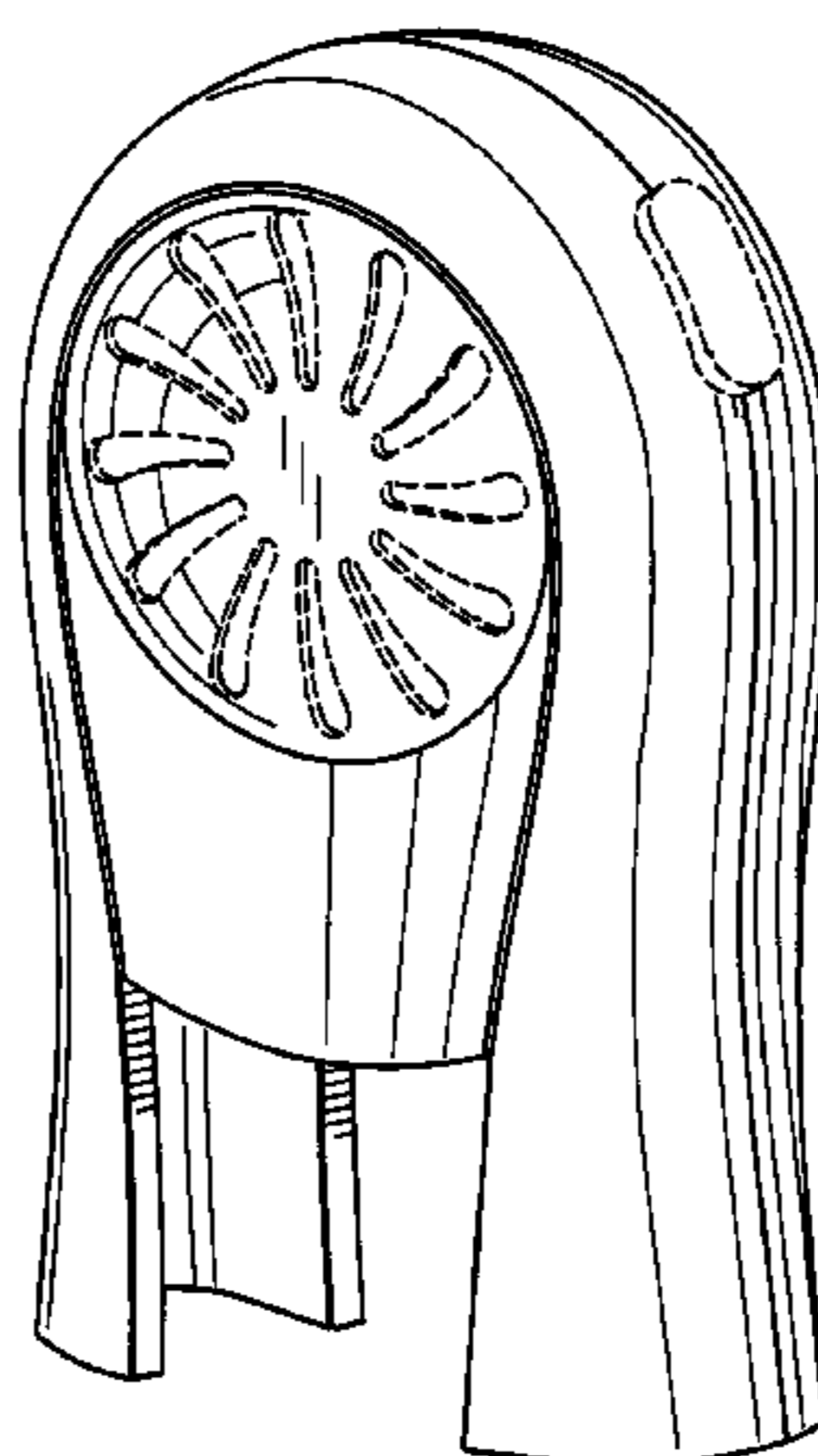
FIG. 5 is an elevational view of a second side of the volatile material dispenser of FIG. 1;

FIG. 6 is a top plan view of the volatile material dispenser of FIG. 1; and,

FIG. 7 is a bottom plan view of the volatile material dispenser of FIG. 1.

FIG. 7 is provided for context only and forms no part of the claimed design. All features shown in dashed lines are for context only and do not form part of the claimed design.

**1 Claim, 2 Drawing Sheets**



# US D556,312 S

## U.S. PATENT DOCUMENTS

5,223,182	A	6/1993	Steiner et al.	
5,242,111	A	9/1993	Nakoneczny et al.	
5,250,265	A	10/1993	Kawaguchi et al.	
5,277,877	A	1/1994	Jeffrey et al.	
5,342,584	A	8/1994	Fritz et al.	
5,370,829	A	12/1994	Kunze	
5,376,338	A	12/1994	Zlotnik	
5,437,410	A	8/1995	Babasade	
D365,390	S	12/1995	King	
D365,391	S	12/1995	King	
5,647,053	A	7/1997	Schroeder et al.	
5,651,942	A	7/1997	Christensen	
5,662,835	A	9/1997	Collingswood	
D385,024	S	10/1997	Roberts	
D386,564	S	11/1997	Mycroft	
D386,974	S	12/1997	Wefler	
5,695,692	A	12/1997	Kennedy	
D393,063	S	3/1998	Wefler	
5,851,442	A	12/1998	Spector	
5,891,400	A	4/1999	Ansari et al.	
5,909,845	A	6/1999	Greatbatch et al.	
5,919,423	A	7/1999	Requejo et al.	
5,970,643	A	10/1999	Gawel, Jr.	
5,980,064	A	11/1999	Metroyanis	
6,017,139	A	1/2000	Lederer	
D428,646	S *	7/2000	Bunce et al. ....	D23/366
6,104,867	A	8/2000	Stathakis et al.	
6,106,786	A	8/2000	Akahoshi	
6,196,706	B1	3/2001	Cutts	
6,241,161	B1	6/2001	Corbett	
6,354,710	B1	3/2002	Nacouzi	
6,361,752	B1	3/2002	Demarest et al.	
6,371,450	B1	4/2002	Davis et al.	
D456,886	S	5/2002	Hart et al.	
D458,359	S	6/2002	Blanchette	
D460,544	S	7/2002	Garcia	
6,454,425	B1	9/2002	Lin	
6,484,438	B2	11/2002	Matsunaga et al.	
6,514,467	B1	2/2003	Bulsink et al.	
6,555,068	B2	4/2003	Smith	
6,567,613	B2	5/2003	Rymer	
6,610,254	B1	8/2003	Furner et al.	
6,616,308	B2	9/2003	Jensen et al.	
6,619,560	B1	9/2003	Chun	
D480,309	S	10/2003	Choke-arpornchai et al.	
D483,460	S *	12/2003	Millan .....	D23/366
D485,340	S *	1/2004	Wu .....	D23/366
D485,341	S *	1/2004	Wu .....	D23/366
D487,144	S	2/2004	Choke-arpornchai et al.	
D488,546	S	4/2004	Harbutt et al.	
6,846,462	B2	1/2005	Stanley, III	

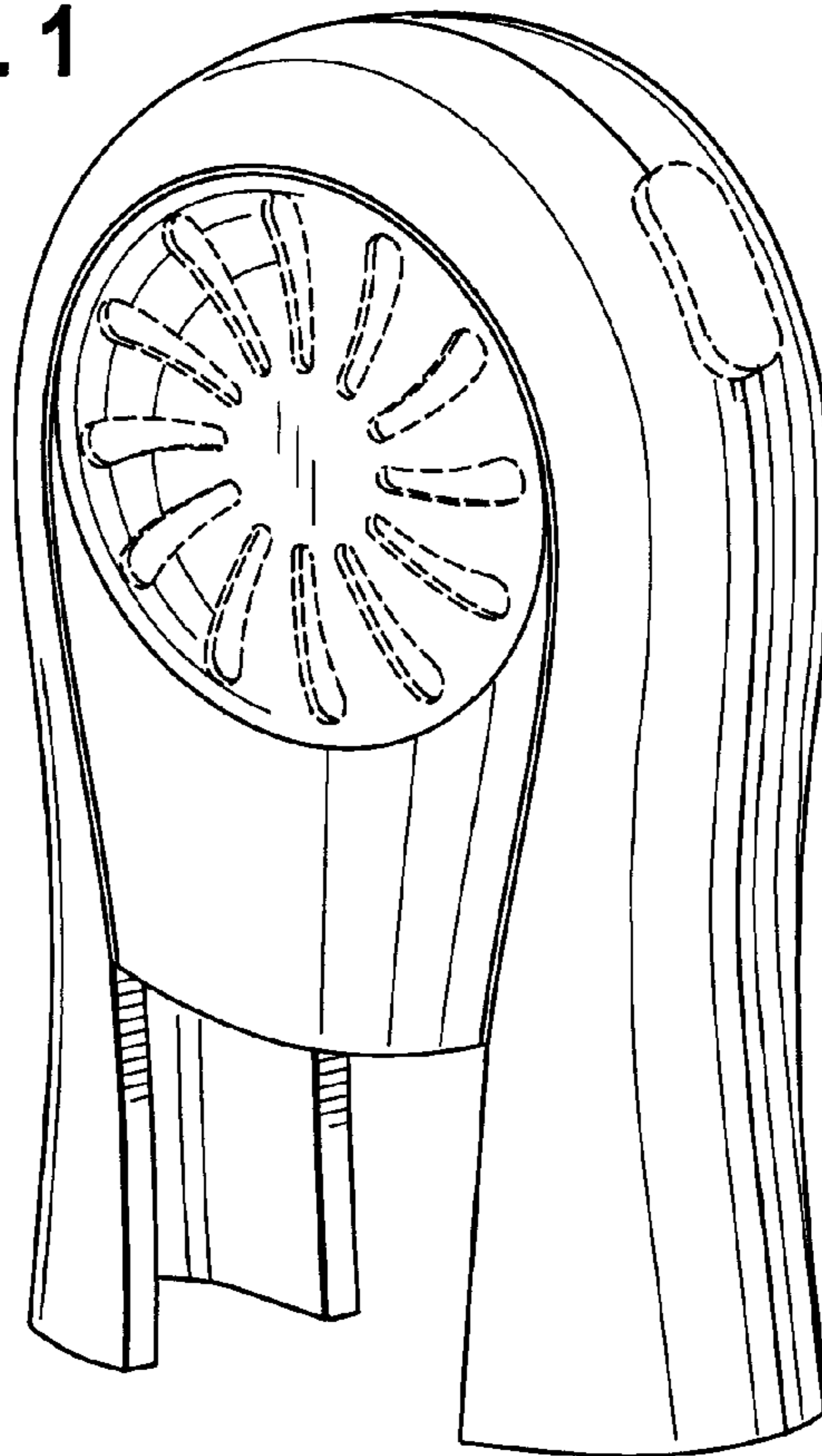
6,854,717	B2	2/2005	Millan	
6,859,615	B2	2/2005	Yip et al.	
6,862,403	B2	3/2005	Pedrotti et al.	
6,938,883	B2	9/2005	Adams et al.	
D516,690	S	3/2006	Harbutt et al.	
D516,692	S *	3/2006	Caserta et al. ....	D23/366
7,014,818	B2	3/2006	Rymer	
7,032,831	B2	4/2006	Duston et al.	
D535,734	S *	1/2007	Caserta et al. ....	D23/366
2002/0080601	A1	6/2002	Meltzer	
2002/0093834	A1	7/2002	Yu et al.	
2002/0136542	A1	9/2002	He et al.	
2002/0136886	A1	9/2002	He et al.	
2003/0007887	A1	1/2003	Roumpos et al.	
2003/0053305	A1	3/2003	Lin	
2004/0141315	A1	7/2004	Sherburne	
2004/0246711	A1	12/2004	Brenchley et al.	
2004/0265189	A1	12/2004	Schwartz	
2004/0265196	A1	12/2004	Varanasi et al.	
2005/0002834	A1	1/2005	Gohil	
2005/0226788	A1	10/2005	Hrybyk et al.	
2005/0265189	A1	12/2005	Tai	
2006/0016904	A1	1/2006	Caserta et al.	
2006/0022064	A1	2/2006	Triplett et al.	

## FOREIGN PATENT DOCUMENTS

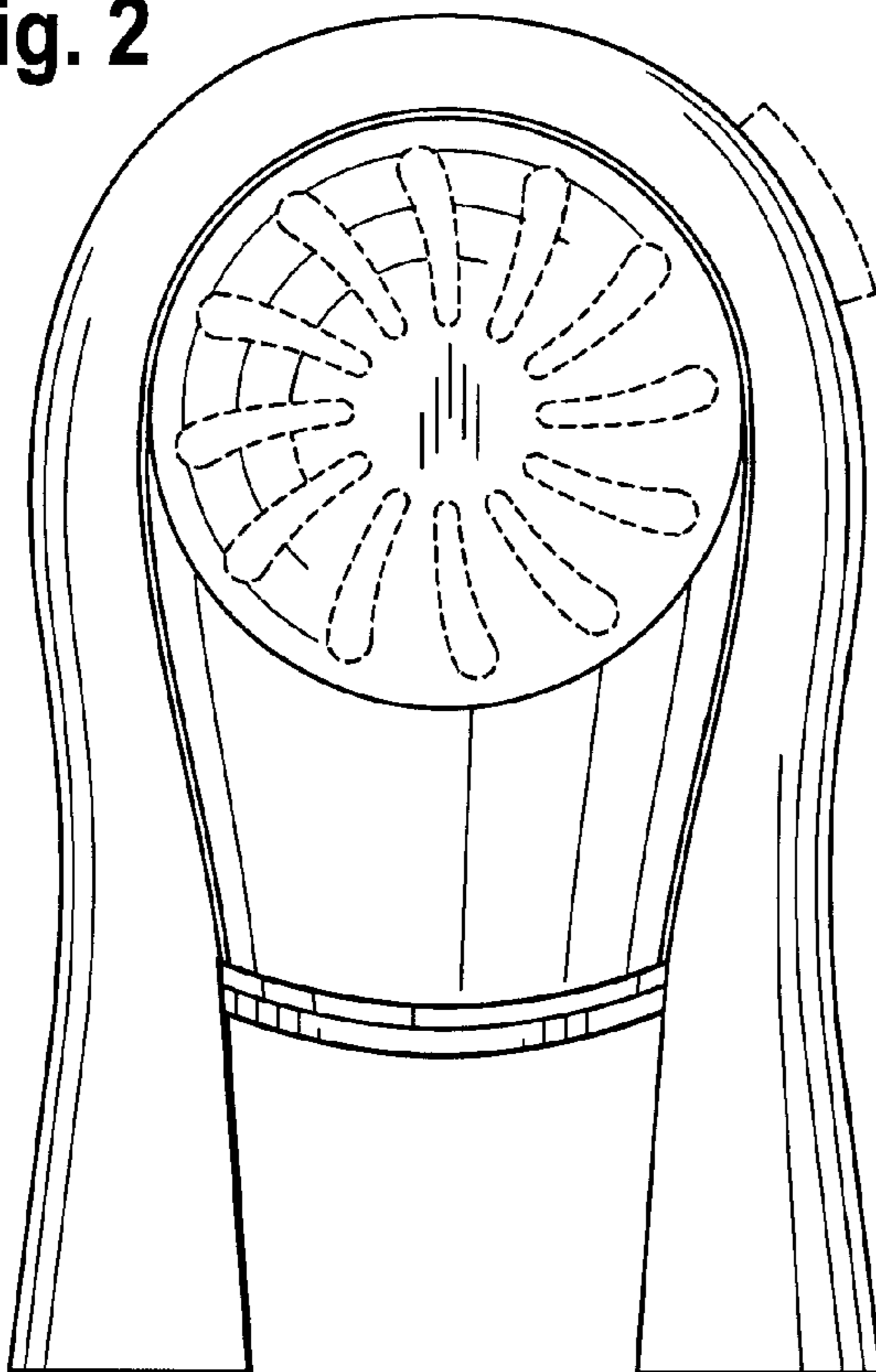
DE	32 23 780	3/1983
DE	M 96 00 945	8/1996
DE	M 98 04 905	1/1999
DE	M 400 08 097	1/2001
DE	M 402 01 945	6/2002
DE	M 402 04 058	9/2002
DE	M 403 01 052	5/2003
EM	EC 000006325-0001	5/2003
EM	EC 000018973-0002	9/2003
EM	EC 000039136-0002	9/2003
EM	EC 000142492-0001	6/2004
EM	EC 000187281-0001	8/2004
EM	EC 000187281-0002	8/2004
EM	EC 000225297-0001	11/2004
EM	EC 000418520-0001	12/2005
EM	EC 000418520-0002	12/2005
EM	EC 000452214-0001	2/2006
EM	EC 000452214-0002	2/2006
EP	1 516 634	3/2005
GB	2044570	5/1995
GB	2057942	11/1996
GB	2082018	6/1999
WO	DM/047 245	6/1999
WO	DM/054 926	3/2001

\* cited by examiner

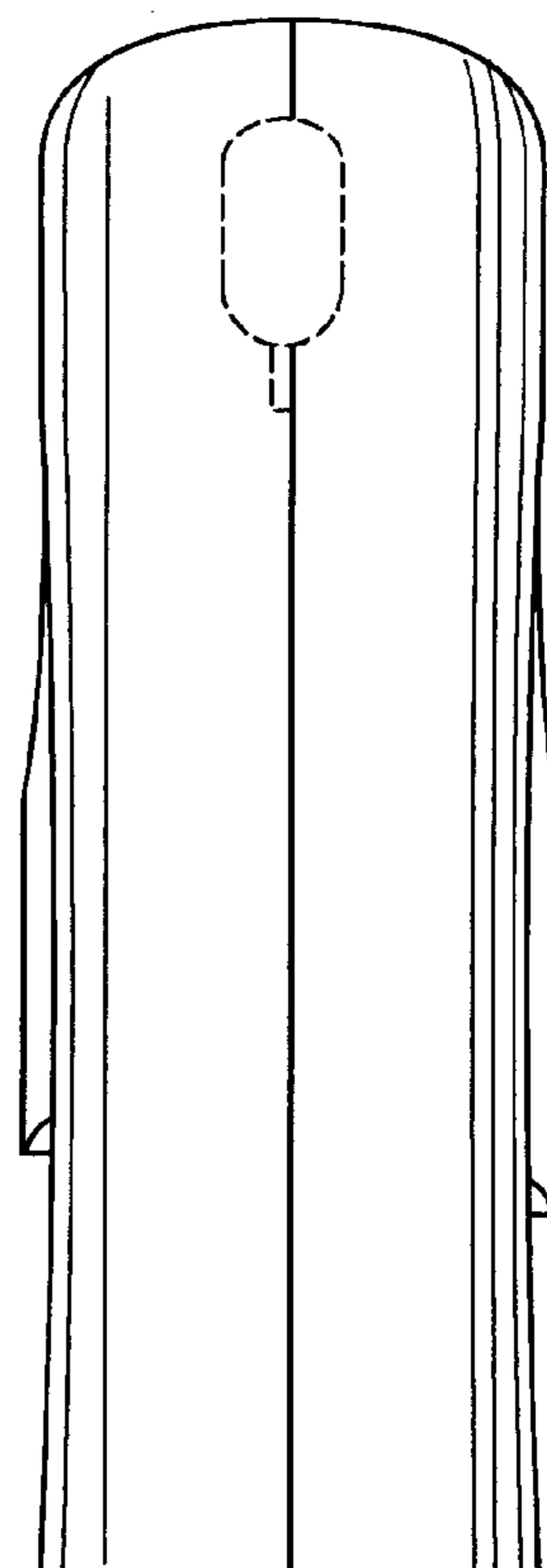
**Fig. 1**



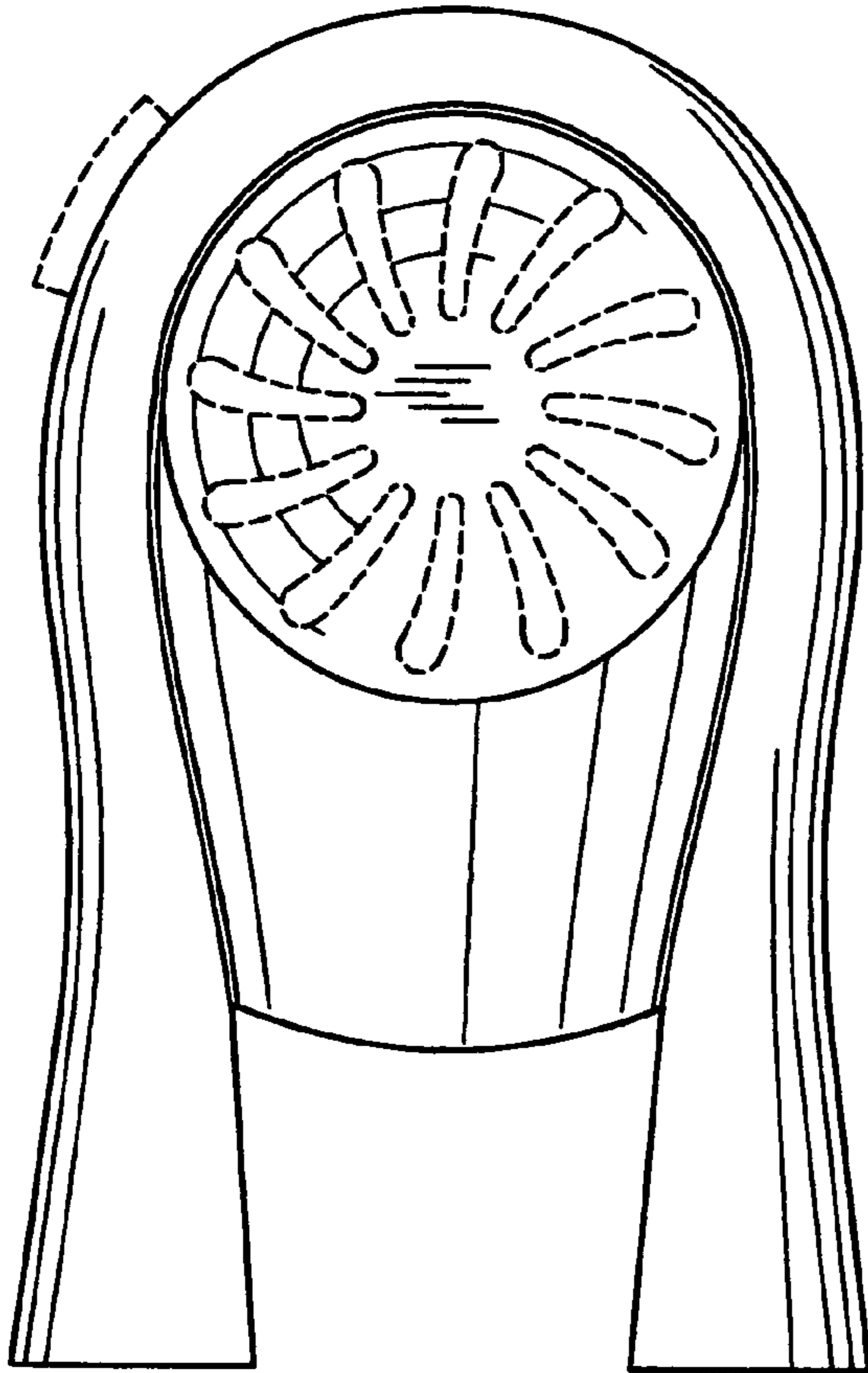
**Fig. 2**



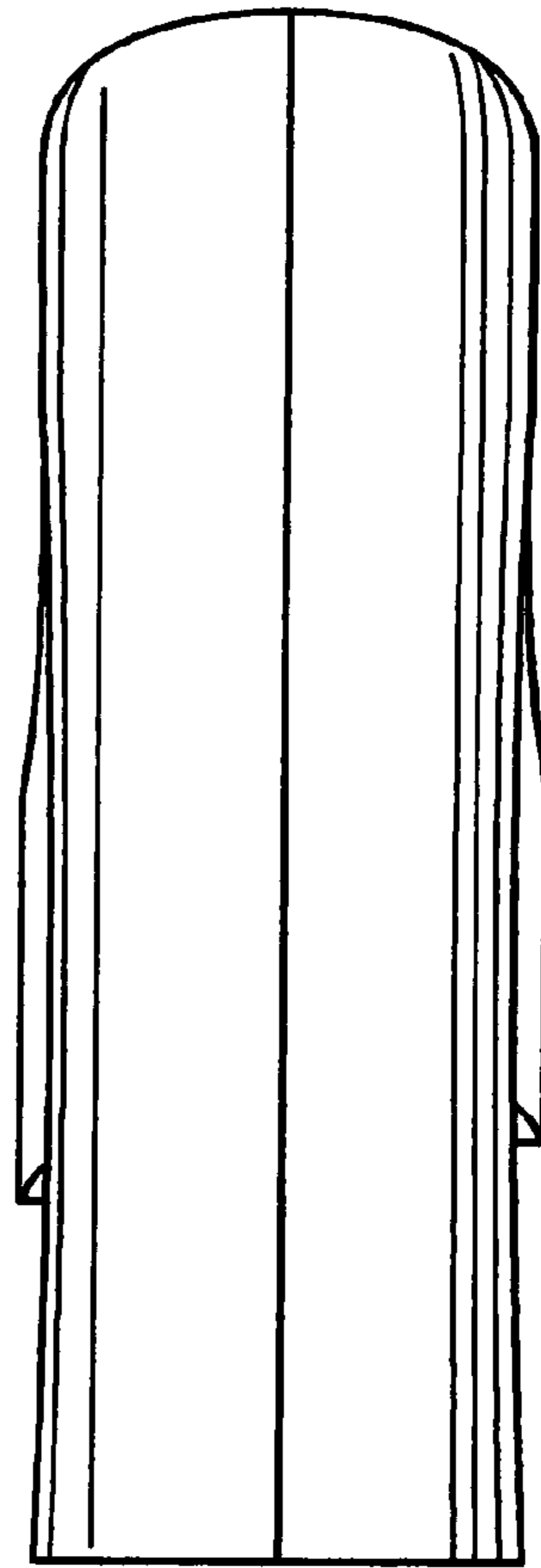
**Fig. 3**



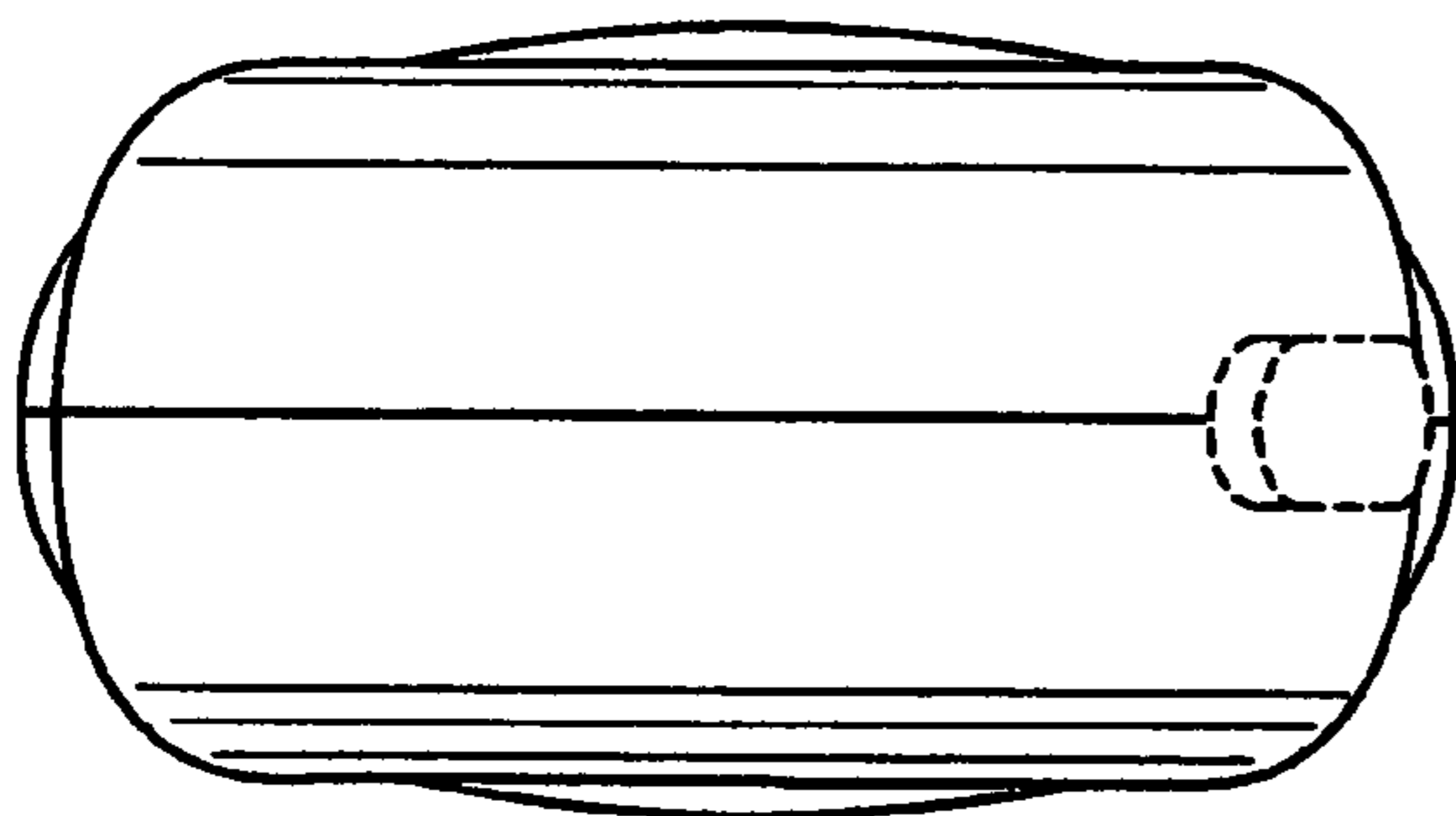
**Fig. 4**



**Fig. 5**



**Fig. 6**



**Fig. 7**

