



US00D556310S

(12) **United States Design Patent**
Gasper et al.

(10) **Patent No.:** **US D556,310 S**

(45) **Date of Patent:** **** Nov. 27, 2007**

(54) **AIR PURIFIER**

(75) Inventors: **Thomas P. Gasper**, Germantown, WI (US); **Milan L. Zdrubeky**, Milwaukee, WI (US); **James R. Crapser**, Racine, WI (US); **Daniel Perez**, Chicago, IL (US); **Ki Bok Song**, Des Plaines, IL (US)

(73) Assignee: **S.C. Johnson & Son, Inc.**, Racine, WI (US)

(**) Term: **14 Years**

(21) Appl. No.: **29/246,683**

(22) Filed: **May 3, 2006**

(51) **LOC (8) Cl.** **23-04**

(52) **U.S. Cl.** **D23/364**

(58) **Field of Classification Search** D23/364,
D23/355, 356, 359, 360, 362, 352, 366, 369,
D23/332, 333, 335, 336, 342; 422/120, 122;
55/356, 473, 504; 210/497.1; 96/97; D14/188,
D14/170, 172

See application file for complete search history.

(56) **References Cited**

U.S. PATENT DOCUMENTS

D300,847 S	*	4/1989	Lin	D23/335
D305,260 S		12/1989	Mito		
D338,521 S		8/1993	Ganor et al.		
D371,192 S		6/1996	Putro		
D374,278 S		10/1996	Ganor		
D377,213 S		1/1997	Wang		
D394,100 S		5/1998	Promseeda		
D400,661 S		11/1998	Ko		
D420,732 S		2/2000	Gudefin		
D421,646 S	*	3/2000	Palma et al.	D23/335

D426,293 S		6/2000	Tounsi et al.		
D456,499 S	*	4/2002	Ching	D23/335
D462,429 S	*	9/2002	Gao	D23/335
D467,325 S	*	12/2002	Ching	D23/335
D468,820 S		1/2003	Smith et al.		
D476,068 S		6/2003	Carey et al.		
D487,504 S	*	3/2004	Yuen	D23/366
D507,824 S	*	7/2005	Blateri	D23/335
D513,067 S	*	12/2005	Blateri	D23/335
D513,313 S	*	12/2005	Russak et al.	D23/364
D513,430 S	*	1/2006	Blateri	D23/335
D515,189 S	*	2/2006	Russak et al.	D23/364
D515,677 S	*	2/2006	Blateri	D23/335
D538,415 S	*	3/2007	Ching	D23/335

* cited by examiner

Primary Examiner—Louis Zarfaz
Assistant Examiner—David G. Muller

(57) **CLAIM**

The ornamental design for an air purifier, as shown and described.

DESCRIPTION

FIG. 1 is a perspective view of a new air purifier in accordance with the present invention;

FIG. 2 is a front elevational view of the air purifier of FIG. 1;

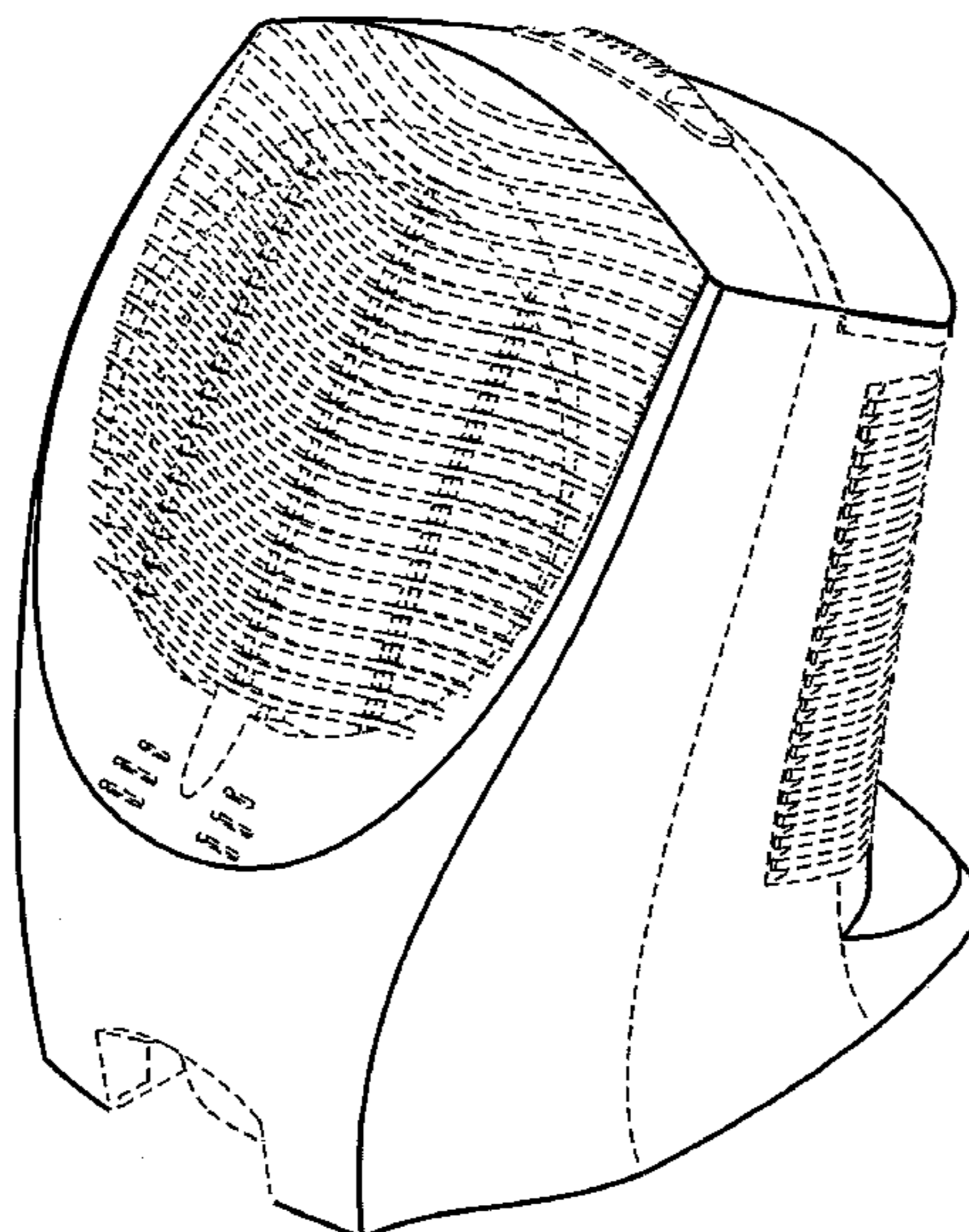
FIG. 3 is a right side elevational view of the air purifier of FIG. 1, the left side being a mirror image thereof;

FIG. 4 is a top plan view of the air purifier of FIG. 1;

FIG. 5 is a rear elevational view of the air purifier of FIG. 1; and,

FIG. 6 is a bottom plan view of the air purifier of FIG. 1.

1 Claim, 4 Drawing Sheets



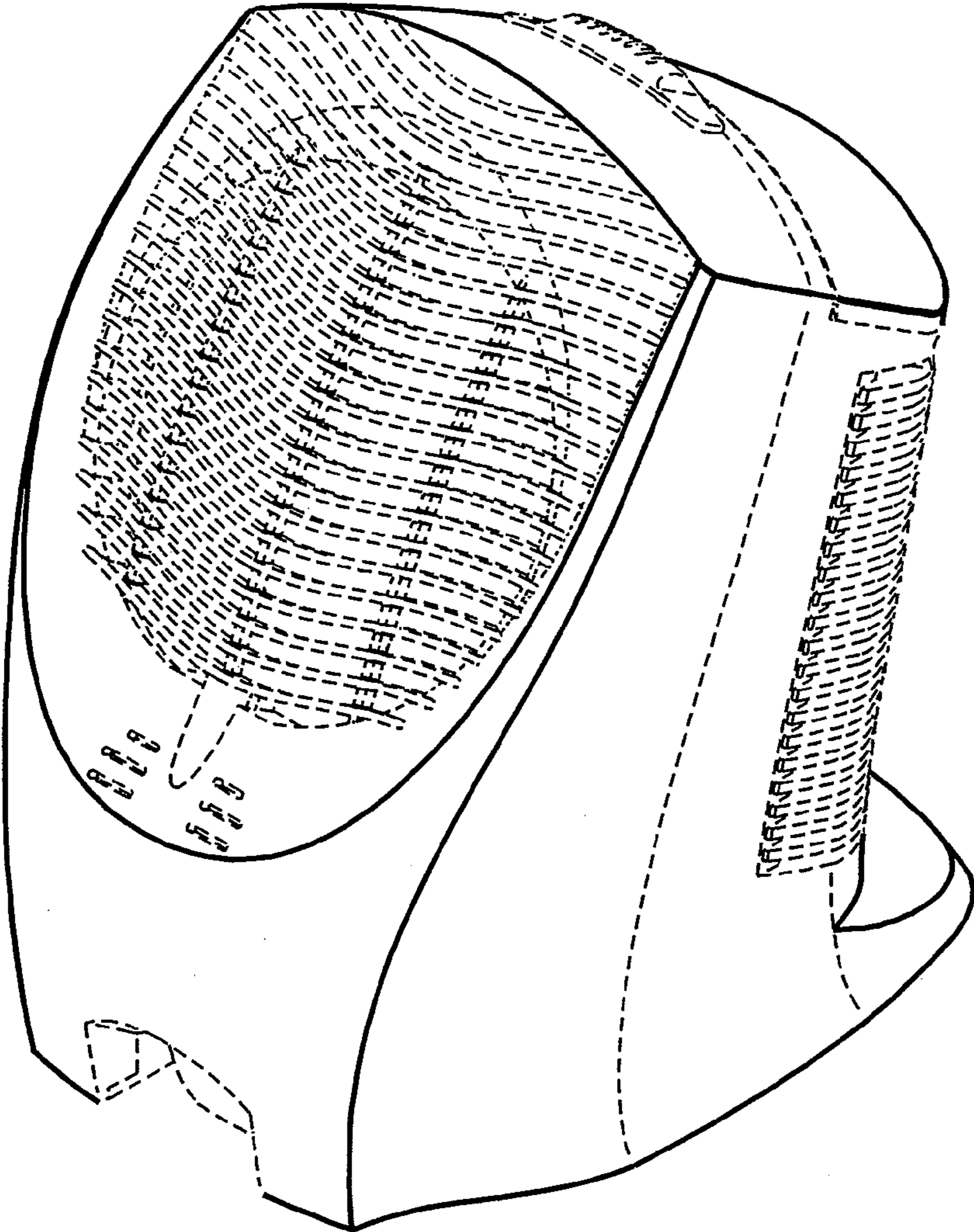


FIG. 1

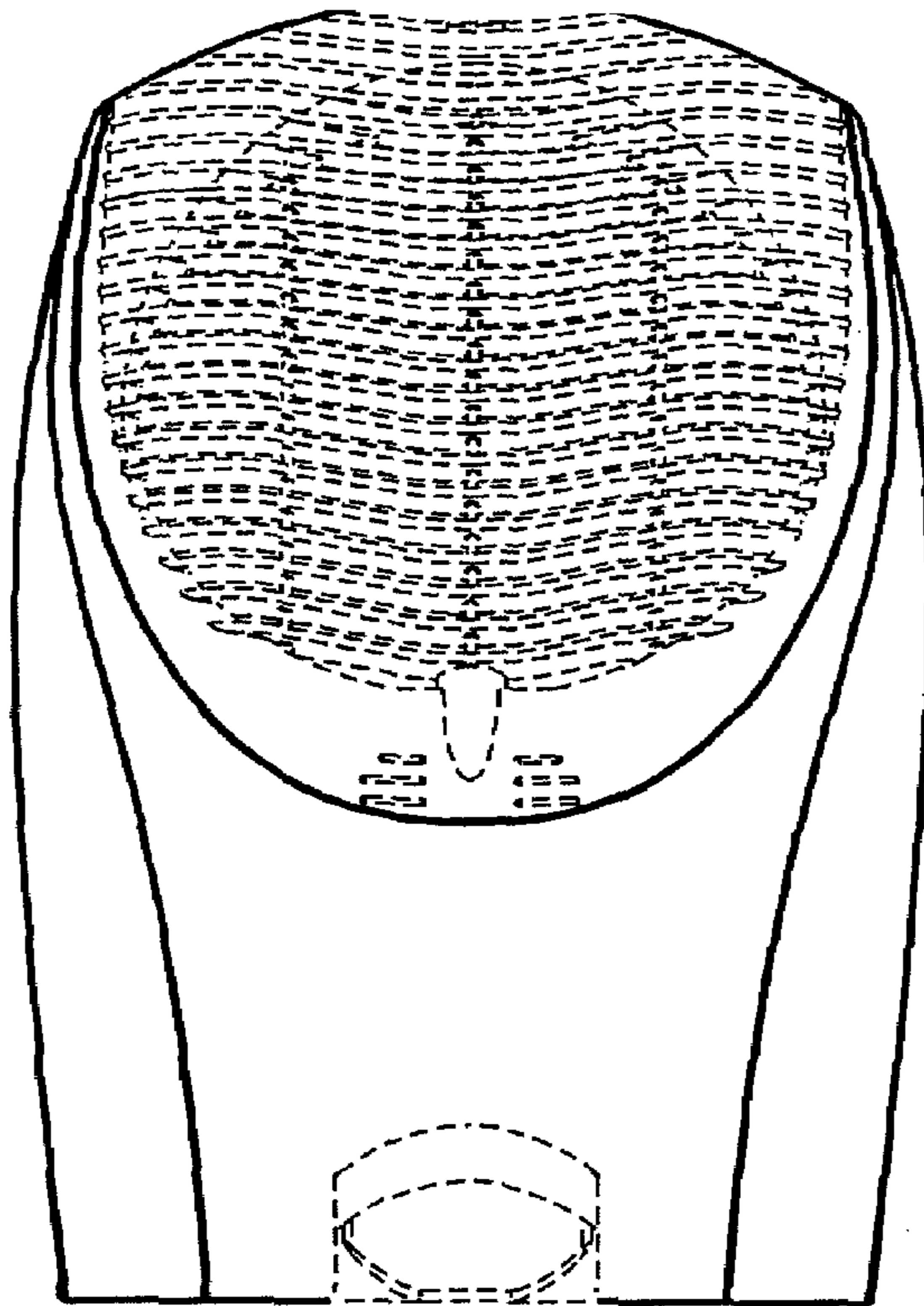
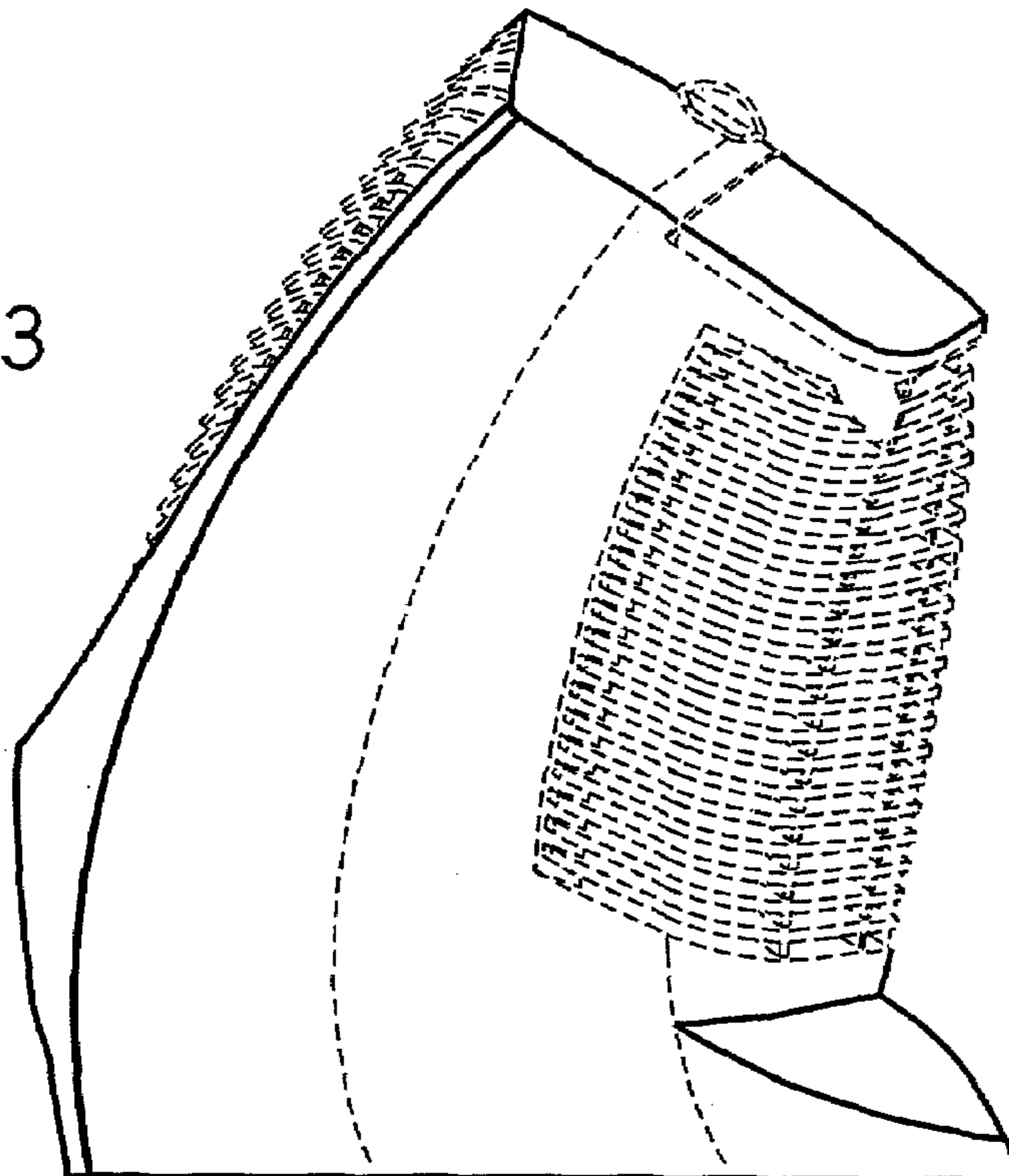


FIG. 2

FIG. 3



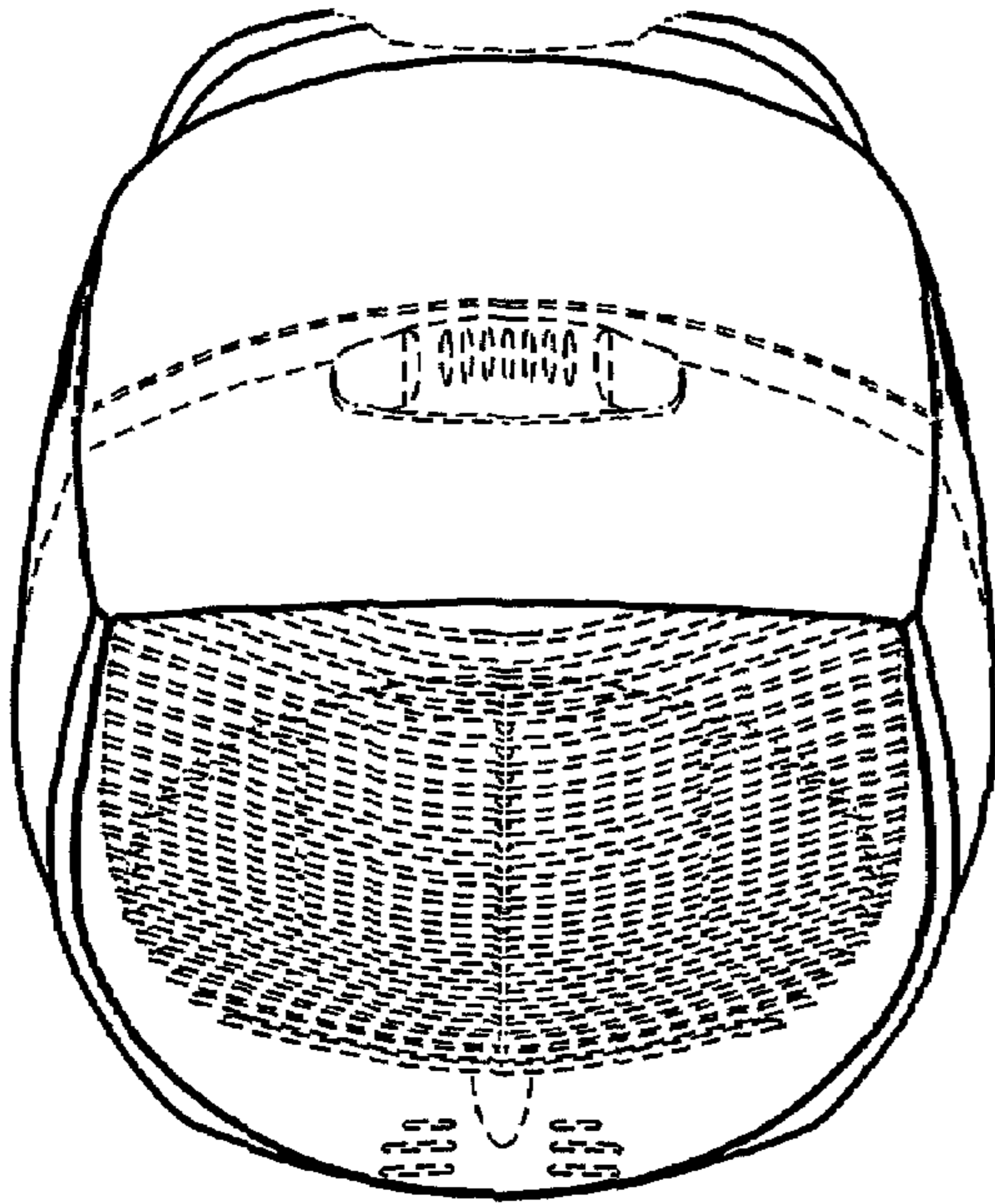


FIG. 4

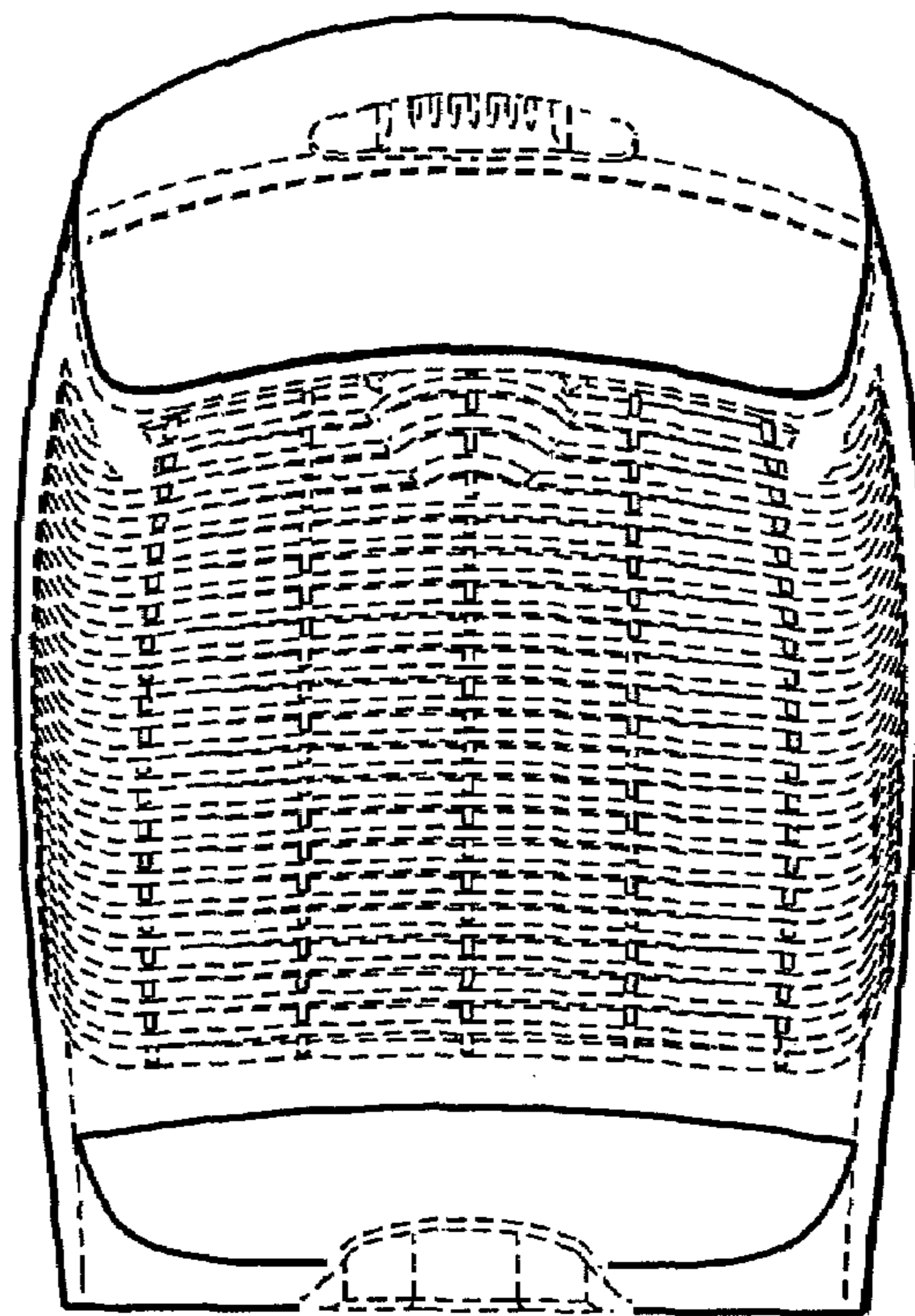


FIG. 5

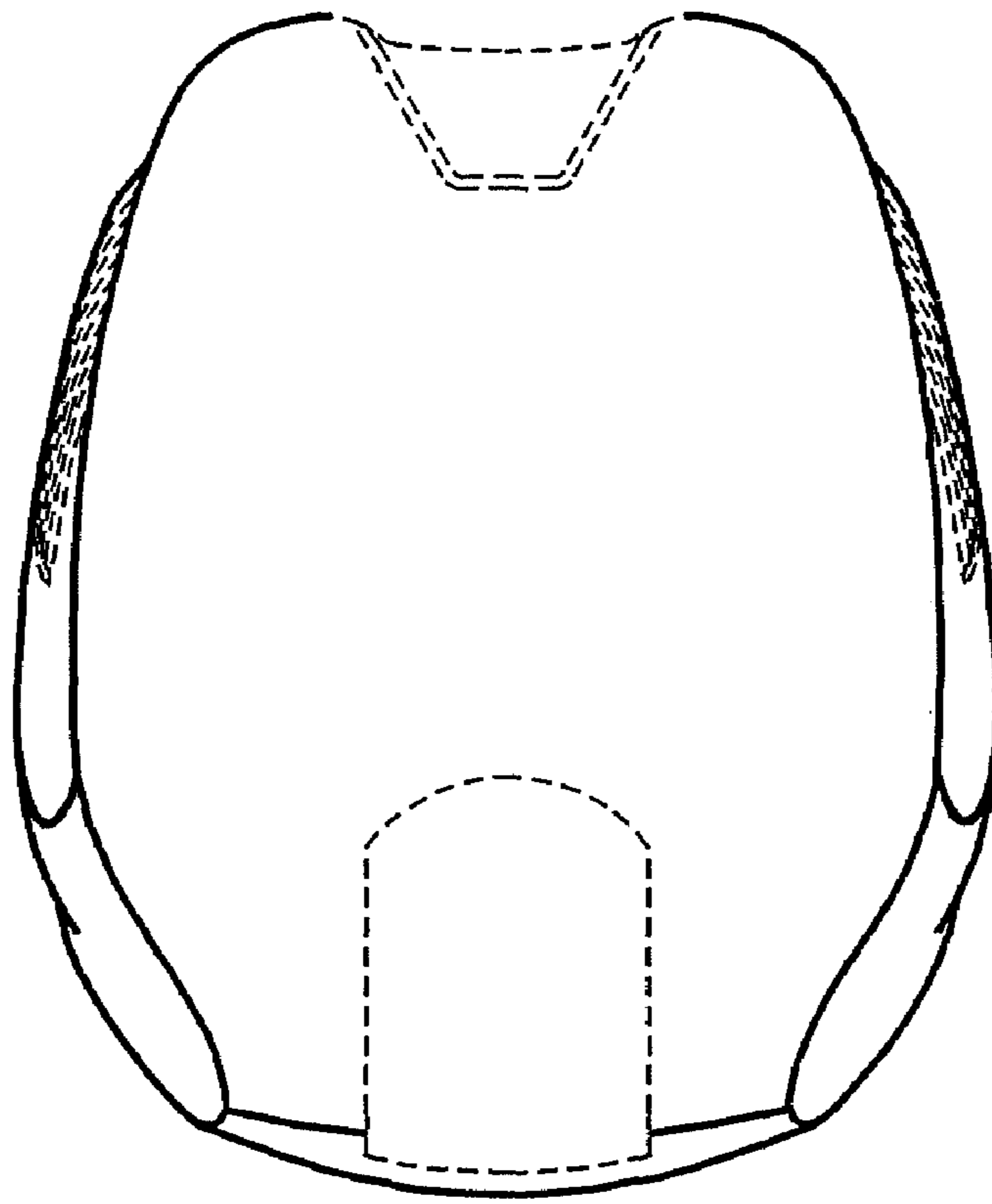


FIG. 6