



US00D556306S

(12) **United States Design Patent**
Bryant

(10) **Patent No.:** **US D556,306 S**

(45) **Date of Patent:** **** Nov. 27, 2007**

(54) **REDUCED STRAIN TOILET SEAT**

2007/0094777 A1* 5/2007 Bryant 4/237

(75) Inventor: **Julie Windle Bryant**, Longwood, FL
(US)

* cited by examiner

Primary Examiner—Robert A. Delehanty

(73) Assignee: **JWB-S, Inc.**, Longwood, FL (US)

(74) *Attorney, Agent, or Firm*—Larson & Larson; Frank
Liebenow

(**) Term: **14 Years**

(57) **CLAIM**

(21) Appl. No.: **29/249,903**

I claim the ornamental design for a reduced strain toilet seat,
as shown and described.

(22) Filed: **Oct. 26, 2006**

DESCRIPTION

(51) **LOC (8) Cl.** **23-02**

FIG. 1 is a top plan view of a reduced strain toilet seat;

(52) **U.S. Cl.** **D23/311**

FIG. 2 is a front elevation view thereof;

(58) **Field of Classification Search** D23/303,

FIG. 3 is a rear elevation view thereof;

D23/309–312; 4/444, 483, 485–486, 217,

FIG. 4 is a bottom plan view thereof;

4/234–235, 237–239, 242.1, DIG. 6, DIG. 9

FIG. 5 is a left side view thereof; and,

See application file for complete search history.

FIG. 6 is a right side view thereof.

(56) **References Cited**

The broken line drawings of attachment and stand-off hard-
ware shown in all figures are for illustrative purposes only
and forms no part of the claimed design.

U.S. PATENT DOCUMENTS

D281,997 S * 12/1985 DiVito D23/311

D520,126 S * 5/2006 Hoepfner D23/312

1 Claim, 2 Drawing Sheets

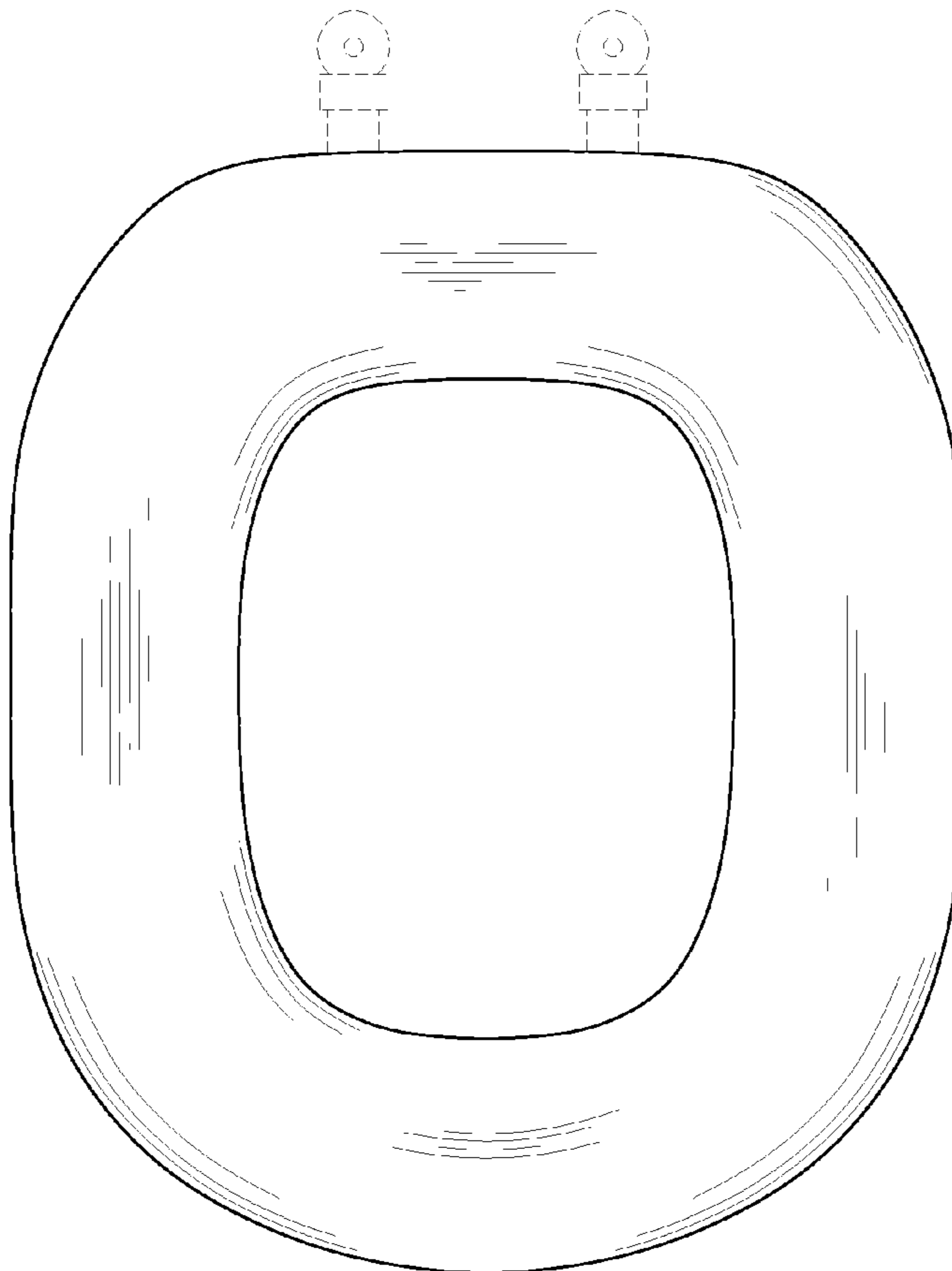


FIG. 1

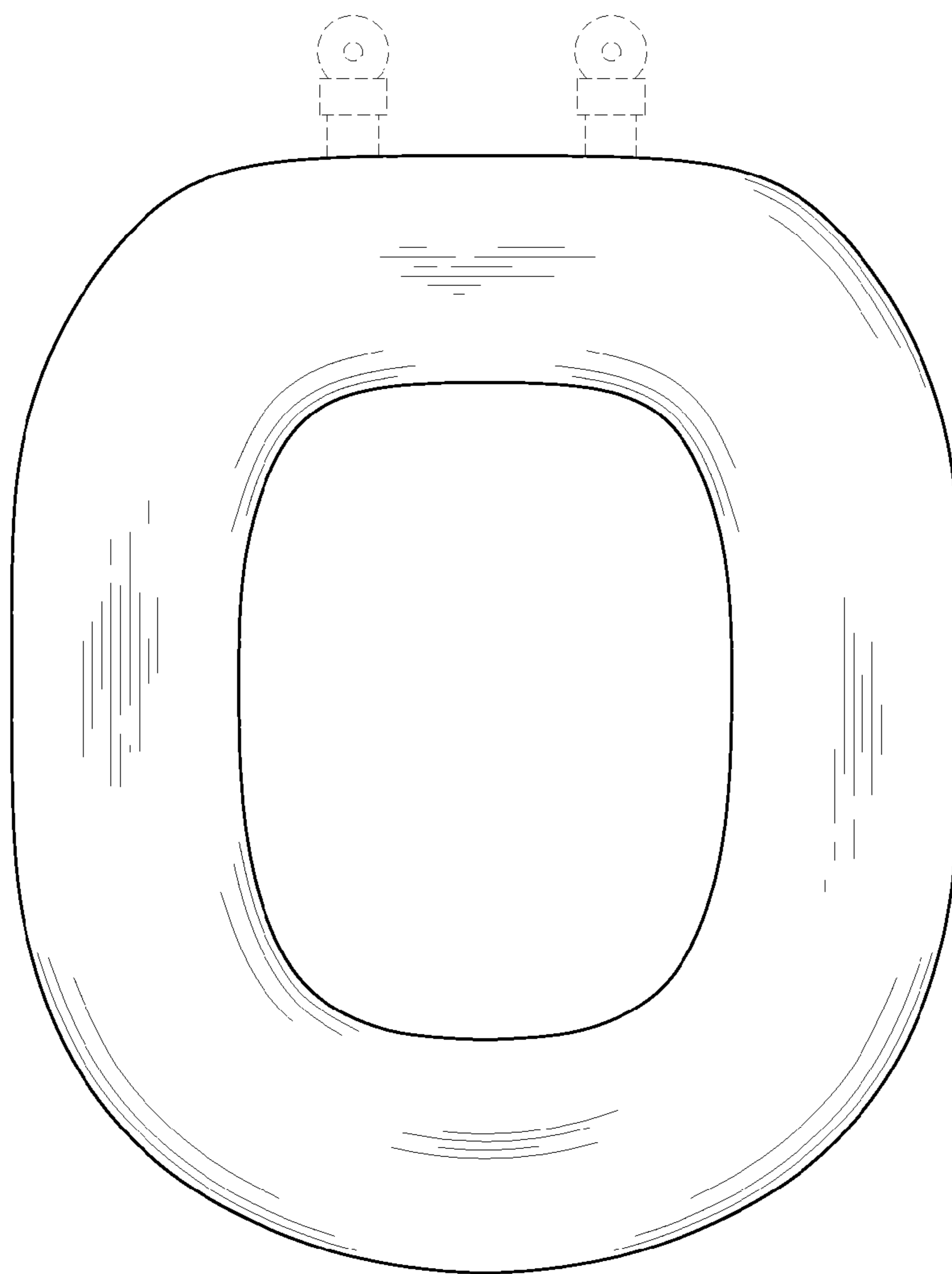


FIG. 2

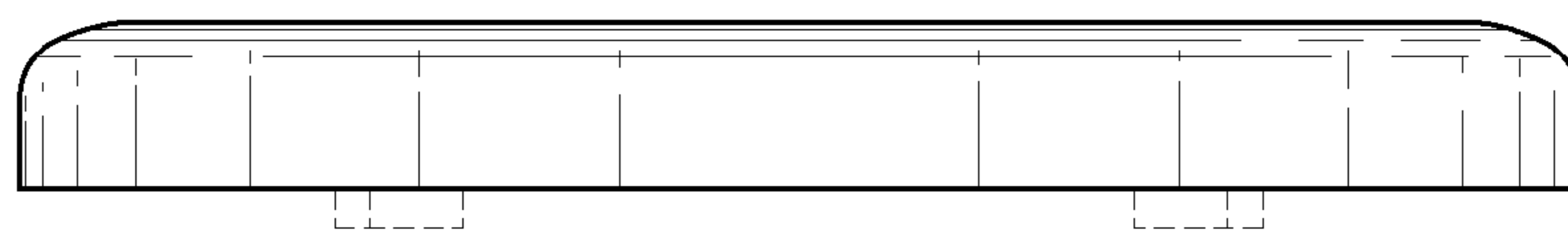


FIG. 3

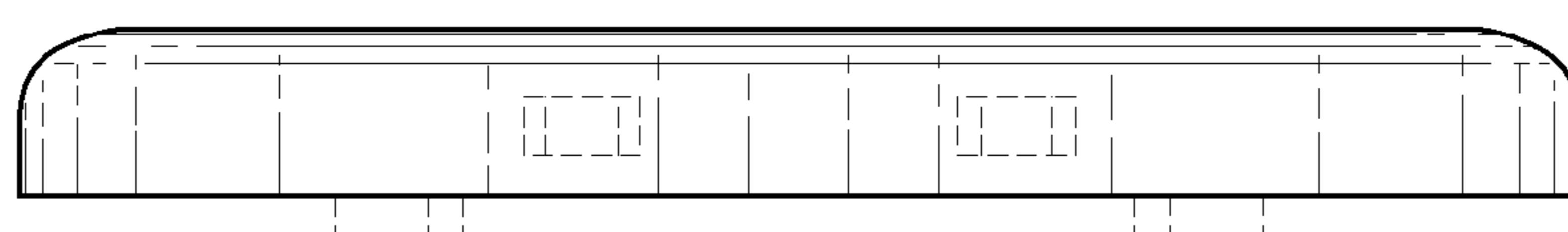


FIG. 4

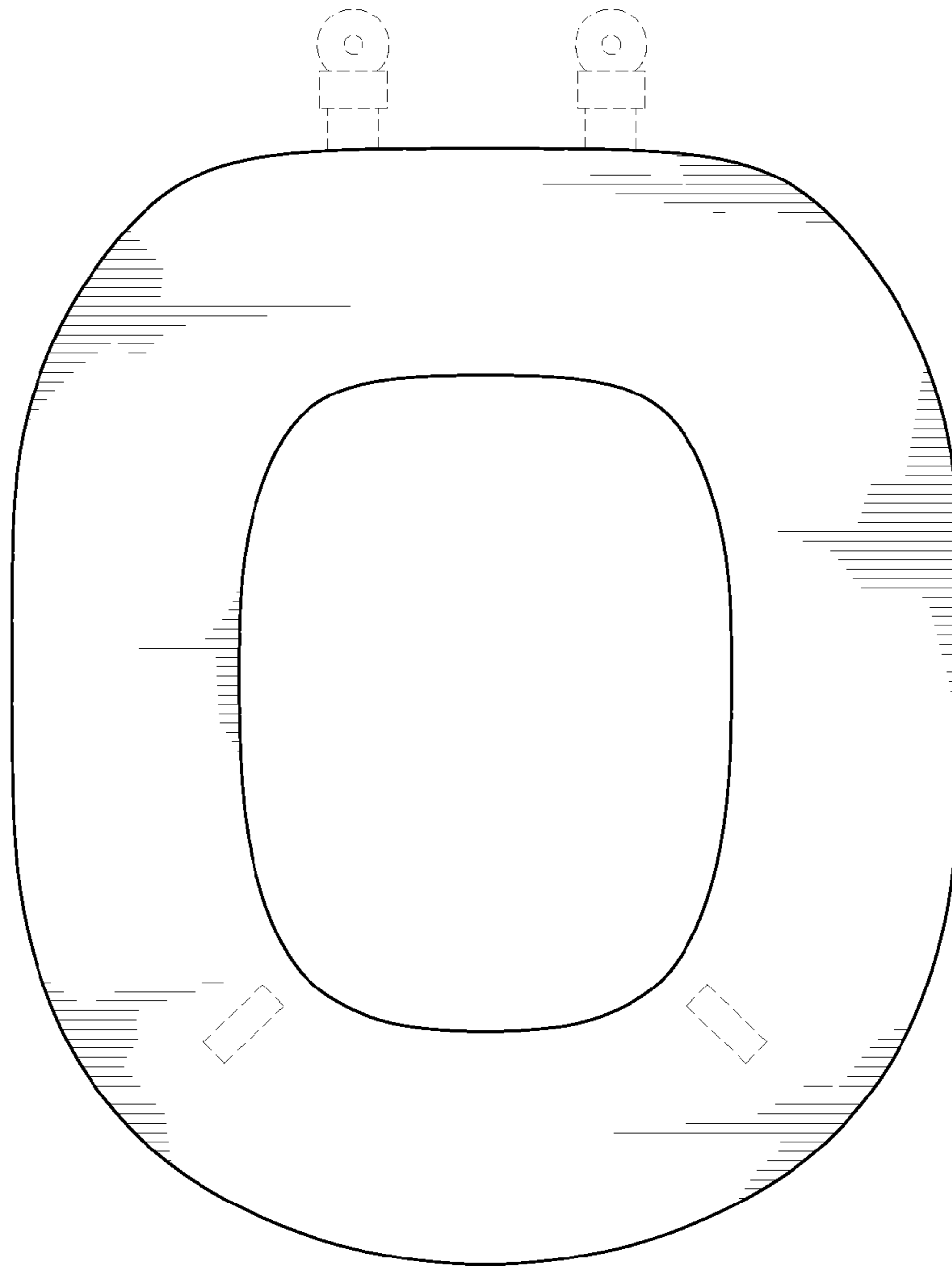


FIG. 5

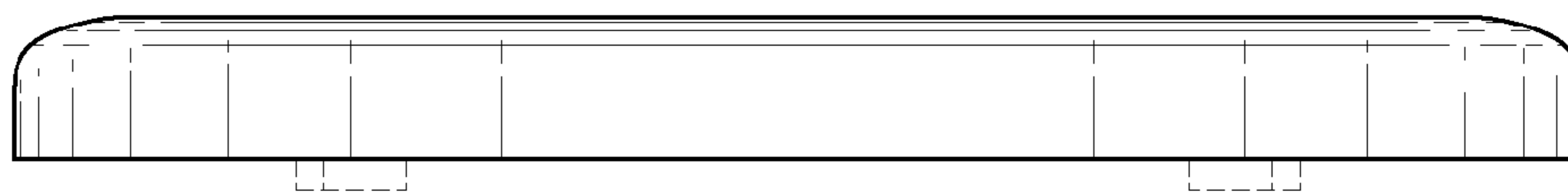


FIG. 6

