



US00D556302S

(12) **United States Design Patent** (10) **Patent No.:** **US D556,302 S**  
**Paterson** (45) **Date of Patent:** **\*\* Nov. 27, 2007**

(54) **PLUMBING FIXTURE**

(75) Inventor: **Nicholas W. Paterson**, Sheboygan Falls, WI (US)

(73) Assignee: **Kohler Co.**, Kohler, WI (US)

(\*\*) Term: **14 Years**

(21) Appl. No.: **29/240,108**

(22) Filed: **Oct. 7, 2005**

(51) **LOC (8) Cl.** ..... **23-02**

(52) **U.S. Cl.** ..... **D23/302**

(58) **Field of Classification Search** ..... D23/274,  
D23/302, 303, 309; 4/664, 301-310, 454,  
4/462, 114.1-144.4; D24/122  
See application file for complete search history.

(56) **References Cited**

**U.S. PATENT DOCUMENTS**

D233,889 S *	12/1974	Juaire	.....	D23/302
D395,077 S *	6/1998	Nagato	.....	D23/302
D396,095 S *	7/1998	Tilton et al.	.....	D23/302
D431,638 S *	10/2000	Chiu	.....	D23/302
D501,675 S *	2/2005	Iranyi	.....	D23/302

**FOREIGN PATENT DOCUMENTS**

WO DM/064377 7/2003

**OTHER PUBLICATIONS**

KERAMAG catalog page showing urinal.

TOTO website [www.totousa.com/toto/productpage.asp?](http://www.totousa.com/toto/productpage.asp?), Low consumption urinal, date printed Feb. 25, 2005.

\* cited by examiner

*Primary Examiner*—Robert A. Delehanty

(74) *Attorney, Agent, or Firm*—Quarles & Brady LLP

(57) **CLAIM**

The ornamental design for a plumbing fixture, as shown and described.

**DESCRIPTION**

In a preferred embodiment, the nature of this product is as a plumbing fixture in the form of a urinal for receiving the liquid waste of humans.

FIG. 1 is a left, top, front perspective view of a plumbing fixture embodying my new design;

FIG. 2 is a front elevational view thereof;

FIG. 3 is a left side elevational view thereof, the right side elevational view thereof being a mirror image of the left side shown;


FIG. 4 is a top plan view thereof;

FIG. 5 is a bottom plan view thereof; and,

FIG. 6 is a rear elevational view thereof.

The broken line representations of a drain in FIG. 1 and of a recess in FIGS. 1 and 3 are for the purpose of illustration only, and form no part of the claimed design.

**1 Claim, 3 Drawing Sheets**






FIG. 1

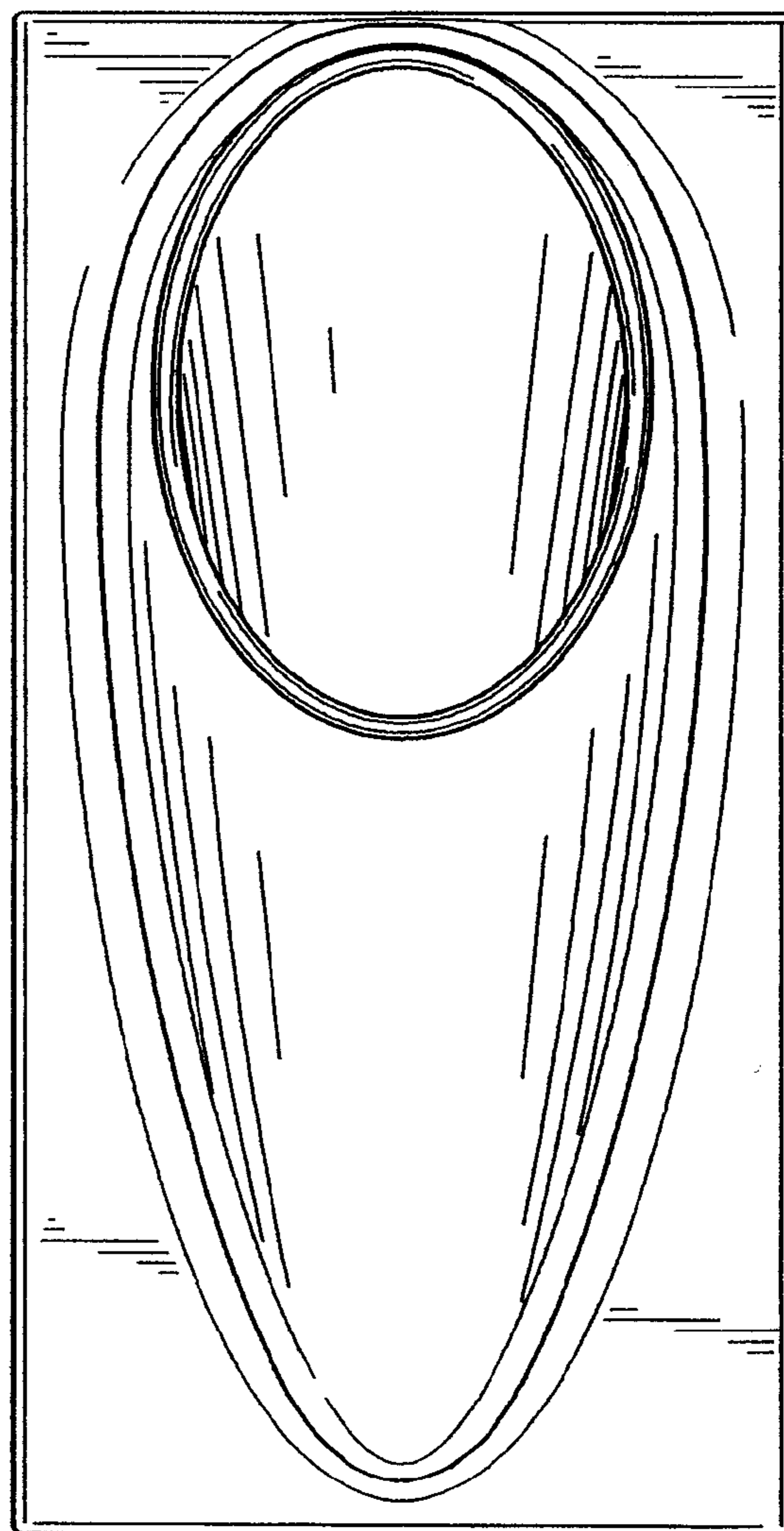


FIG. 2

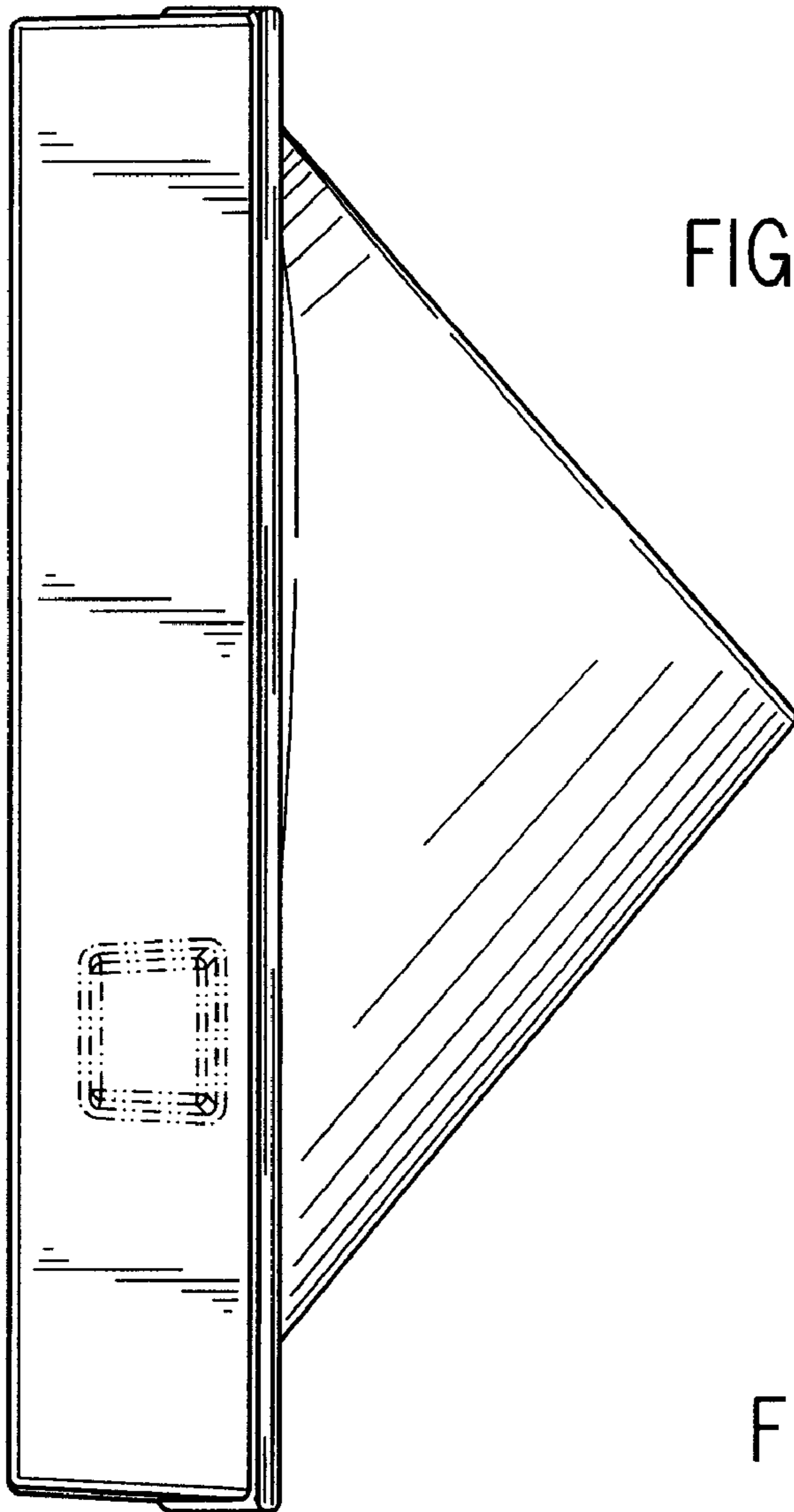
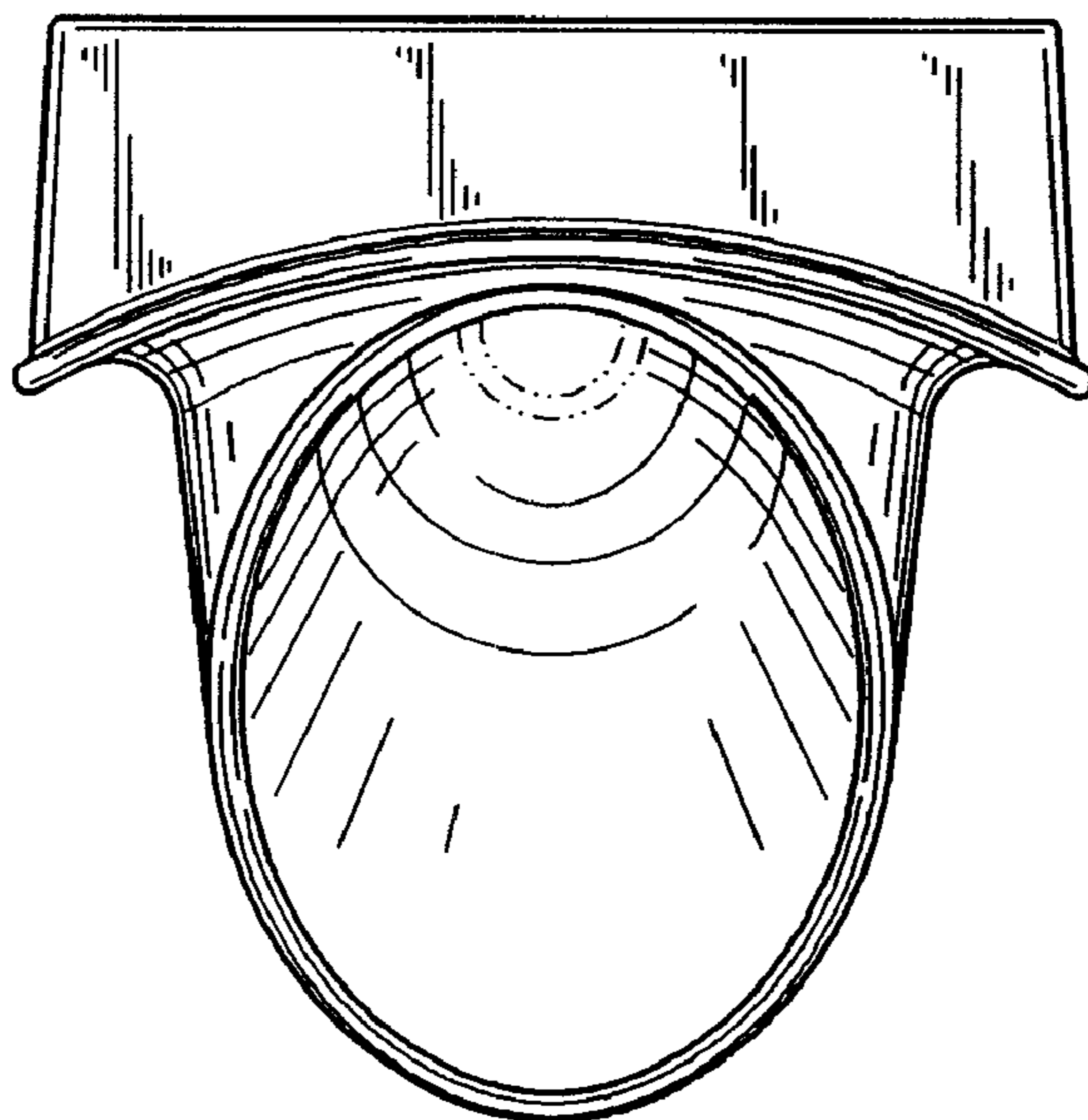


FIG. 3

FIG. 4



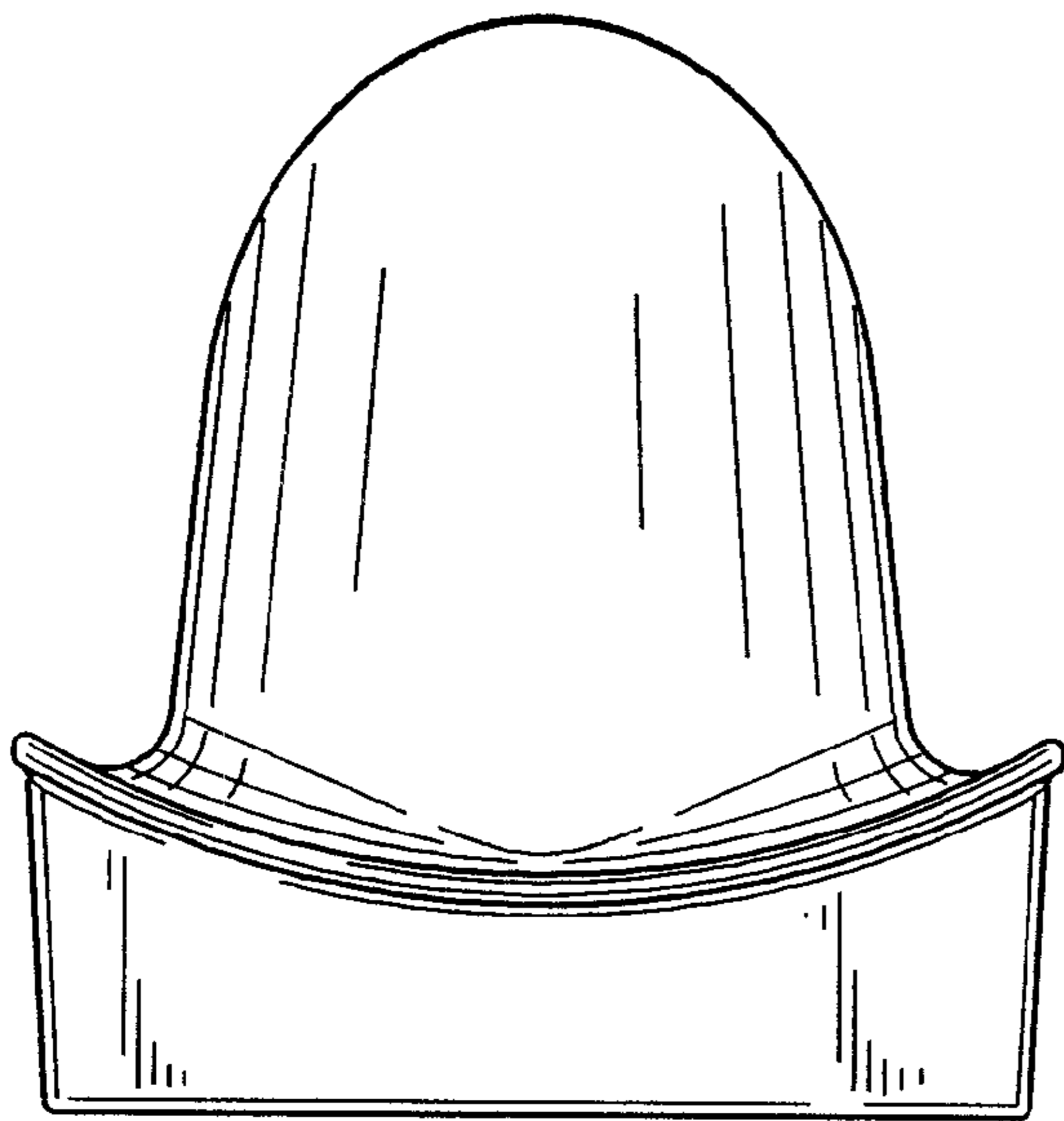


FIG. 5




FIG. 6