



US00D556280S

(12) **United States Design Patent** (10) **Patent No.:** **US D556,280 S**  
**Madore** (45) **Date of Patent:** **\*\* \*Nov. 27, 2007**

(54) **GOLF CLUB HEADS**

(75) Inventor: **Carl L. Madore**, Portland, OR (US)

(73) Assignee: **Nike, Inc.**, Beaverton, OR (US)

(\*) Notice: This patent is subject to a terminal disclaimer.

(\*\*) Term: **14 Years**

(21) Appl. No.: **29/217,831**

(22) Filed: **Nov. 23, 2004**

(51) **LOC (8) Cl.** ..... **21-02**

(52) **U.S. Cl.** ..... **D21/752**

(58) **Field of Classification Search** ..... D21/733-752,  
D21/759; 473/324-331, 343-346

See application file for complete search history.

(56) **References Cited**

**U.S. PATENT DOCUMENTS**

D383,818 S	9/1997	Williams, Jr.
D422,659 S	4/2000	Mertens
D445,471 S	7/2001	Besnard et al.
D446,563 S	8/2001	Besnard et al.
6,325,728 B1	12/2001	Helmstetter et al.
D453,203 S	1/2002	Madore et al.
D453,365 S	2/2002	Carr et al.
D460,991 S	7/2002	Madore
D461,215 S	8/2002	Madore
D461,513 S	8/2002	Madore et al.
D461,862 S	8/2002	Madore et al.
D463,838 S	10/2002	Besnard et al.
6,475,102 B2	11/2002	Helmstetter et al.
D482,091 S	11/2003	Soracco et al.
D482,092 S	11/2003	Imamoto

(Continued)

**OTHER PUBLICATIONS**

Edwin Watts Golf Catalog Holiday 2004 p. 37 (Srixon W-403 and W-302 Driver), dated Holiday 2004.

Edwin Watts Golf Catalog Jan. 2004 pp. 4 (TaylorMade R540XD and R580XD Driver), 6 (TaylorMade R510 TP Driver), and 29 (Hippo Giant EZ Woods), dated 2004.

Edwin Watts Golf Catalog Summer 2003 pp. 20 (Nike Forged Drivers) Nike T40 Overize Fairway Woods), 21 (Nike CPR Iron-Woods) (Nike CPR Woods) and 67 (TaylorMade 300 Ti Drivers), dated 2003.

Edwin Watts Golf Catalog Spring 2002 p. 29 (Adamsgolf Tight Lies GT Fairway Woods) (Adamsgolf Tight Lies GT 303 Driver), dated 2002.

*Primary Examiner*—Mitchell Siegel

(74) *Attorney, Agent, or Firm*—Banner & Witcoff, Ltd.

(57) **CLAIM**

The ornamental design for a golf club head, as shown and described.

**DESCRIPTION**

FIG. 1 is a first perspective photographic view of a first golf club head showing my new design;

FIG. 2 is a bottom photographic view thereof;

FIG. 3 is a top photographic view thereof;

FIG. 4 is a front photographic view thereof;

FIG. 5 is a rear photographic view thereof;

FIG. 6 is a toe end photographic view thereof;

FIG. 7 is a heel end photographic view thereof;

FIG. 8 is a first perspective photographic view of a second golf club head showing my new design;

FIG. 9 is a bottom photographic view thereof;

FIG. 10 is a top photographic view thereof;

FIG. 11 is a front photographic view thereof;


FIG. 12 is a rear photographic view thereof;

FIG. 13 is a toe end photographic view thereof; and,

FIG. 14 is a heel end photographic view thereof.

The broken line showing of the shaft-interfacing portion of the golf club head in FIGS. 3, 7, 10 and 14 is for illustrative purposes only and forms no part of the claimed design.

**1 Claim, 8 Drawing Sheets**



# US D556,280 S

Page 2

---

## U.S. PATENT DOCUMENTS

D482,421 S	11/2003	Kessler	D492,973 S	7/2004	Madore
D485,878 S	1/2004	Tang	D497,964 S	11/2004	Kusumoto et al.
D487,125 S	2/2004	Burrows	D509,552 S	9/2005	Madore
D490,488 S	5/2004	Hoffmann et al.	D510,397 S	10/2005	Madore
D490,489 S	5/2004	Madore	D512,473 S	12/2005	Madore
			D523,919 S	6/2006	Madore
			2002/0111229 A1	8/2002	Helmstetter et al.



FIG. 1



FIG. 2




FIG. 3



FIG. 4



FIG. 5




FIG. 6



FIG. 7




FIG. 8



FIG. 9




FIG. 10



FIG. 11





FIG. 12



FIG. 13




FIG. 14