



US00D556269S

(12) **United States Design Patent**  
**Lee**

(10) **Patent No.:** **US D556,269 S**

(45) **Date of Patent:** **\*\* Nov. 27, 2007**

(54) **NOVELTY IN-LINE ROLLER SKATE WHEEL**

(75) Inventor: **Joon Lee**, Seoul (KR)

(73) Assignee: **Truevine, Inc.**, Arlington Heights, IL (US)

(\*\*) Term: **14 Years**

(21) Appl. No.: **29/232,969**

(22) Filed: **Jun. 24, 2005**

(51) **LOC (8) Cl.** ..... **21-01**

(52) **U.S. Cl.** ..... **D21/483; D11/81**

(58) **Field of Classification Search** ..... D21/483, D21/563, 760, 763-765, 771, 779; D11/1, D11/17, 22, 43, 75, 79, 81, 99, 222; D20/10, D20/22, 23, 28, 29; D3/207, 211; D24/101; D28/82; D13/171, 174; 280/11.221, 11.233, 280/11.24; 424/451, 464, 474

See application file for complete search history.

(56) **References Cited**

**U.S. PATENT DOCUMENTS**

D23,096 S *	3/1894	Harsh	.....	D1/127
676,799 A *	6/1901	McLoughlin	.....	206/526
1,356,544 A *	10/1920	Miller	.....	424/451
D135,924 S *	7/1943	Morris	.....	D28/82
D138,598 S *	8/1944	Morris	.....	D28/82
D139,277 S *	10/1944	Canterbury et al.	.....	D28/82
3,048,526 A *	8/1962	Boswell	.....	D24/101
D201,497 S *	6/1965	Ninger	.....	D1/121
3,361,130 A *	1/1968	Rowe	.....	601/72
D235,584 S *	6/1975	Hall	.....	D3/207
D246,154 S *	10/1977	Tsang	.....	D8/104
D252,323 S *	7/1979	Molenaar	.....	D11/81
D274,846 S *	7/1984	Eoga	.....	D24/101
D298,470 S *	11/1988	Filiz et al.	.....	D28/82
D303,997 S *	10/1989	Grossiord	.....	D3/211
D304,812 S *	11/1989	De brey	.....	D11/76
D308,397 S *	6/1990	Friedman	.....	D20/28
D309,830 S *	8/1990	Kraus	.....	D3/207
D337,967 S *	8/1993	Wright	.....	D11/222

D346,699 S *	5/1994	Greger	.....	D6/312
D383,702 S *	9/1997	MacDonald	.....	D11/79
D392,797 S *	3/1998	Kampe	.....	D3/207
D422,381 S *	4/2000	Gobe	.....	D28/82
D432,947 S *	10/2000	Granshaw	.....	D11/222
D467,036 S *	12/2002	Bakic	.....	D28/82

(Continued)

*Primary Examiner*—Holly H. Baynham

*Assistant Examiner*—Cynthia M. Chin

(74) *Attorney, Agent, or Firm*—Greer, Burns & Crain, Ltd.

(57) **CLAIM**

The ornamental design for a novelty in-line roller skate wheel, as shown and described.

**DESCRIPTION**

FIG. 1 is a perspective view of one embodiment of the present new design of a novelty in-line roller skate wheel;

FIG. 2 is a top view of the novelty in-line roller skate wheel of FIG. 1, the bottom view being identical to the top view;

FIG. 3 is a side view of the novelty in-line roller skate wheel of FIG. 1, all sides being identical;

FIG. 4 is a perspective view of FIG. 1 shown bent about a diameter;

FIG. 5 is a perspective view of another embodiment of the novelty in-line roller skate wheel of the present new design;

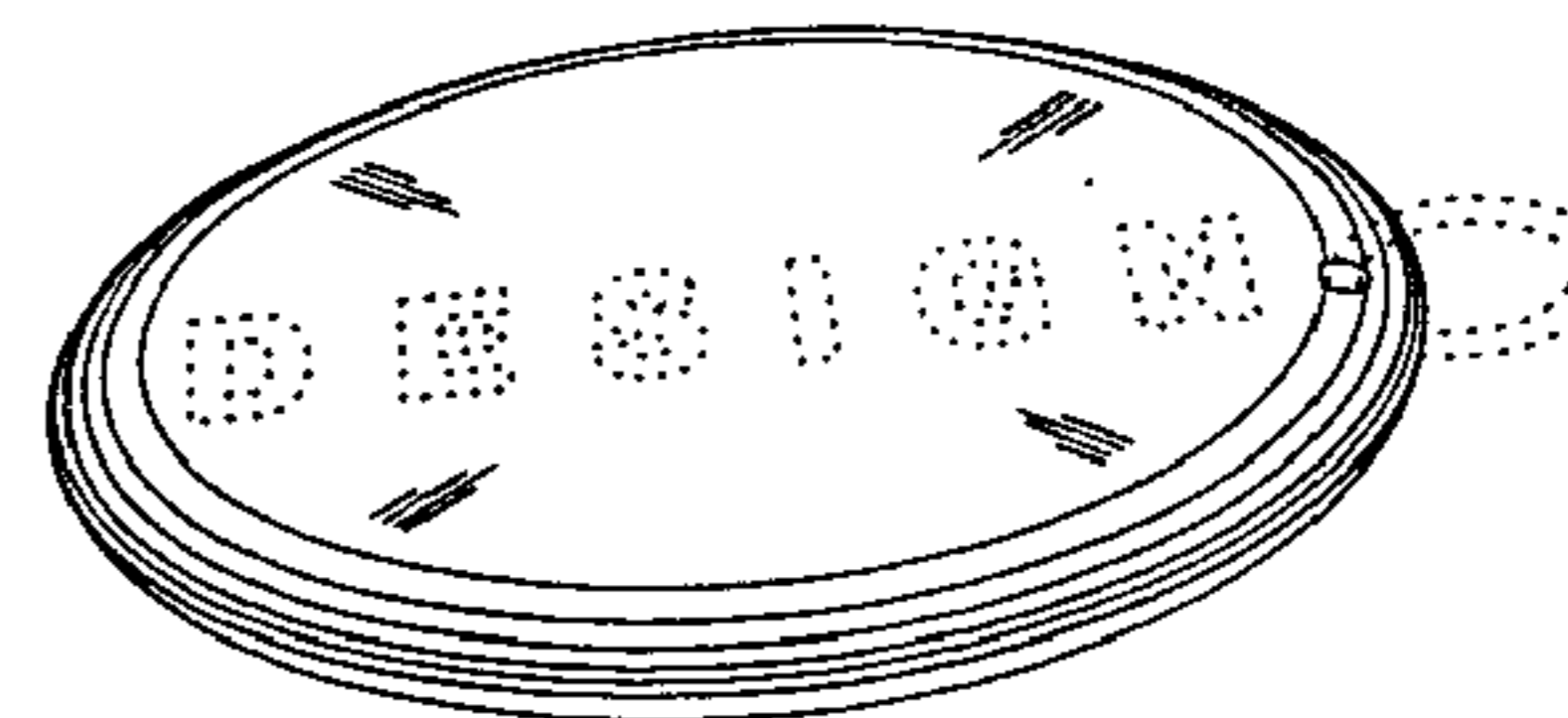

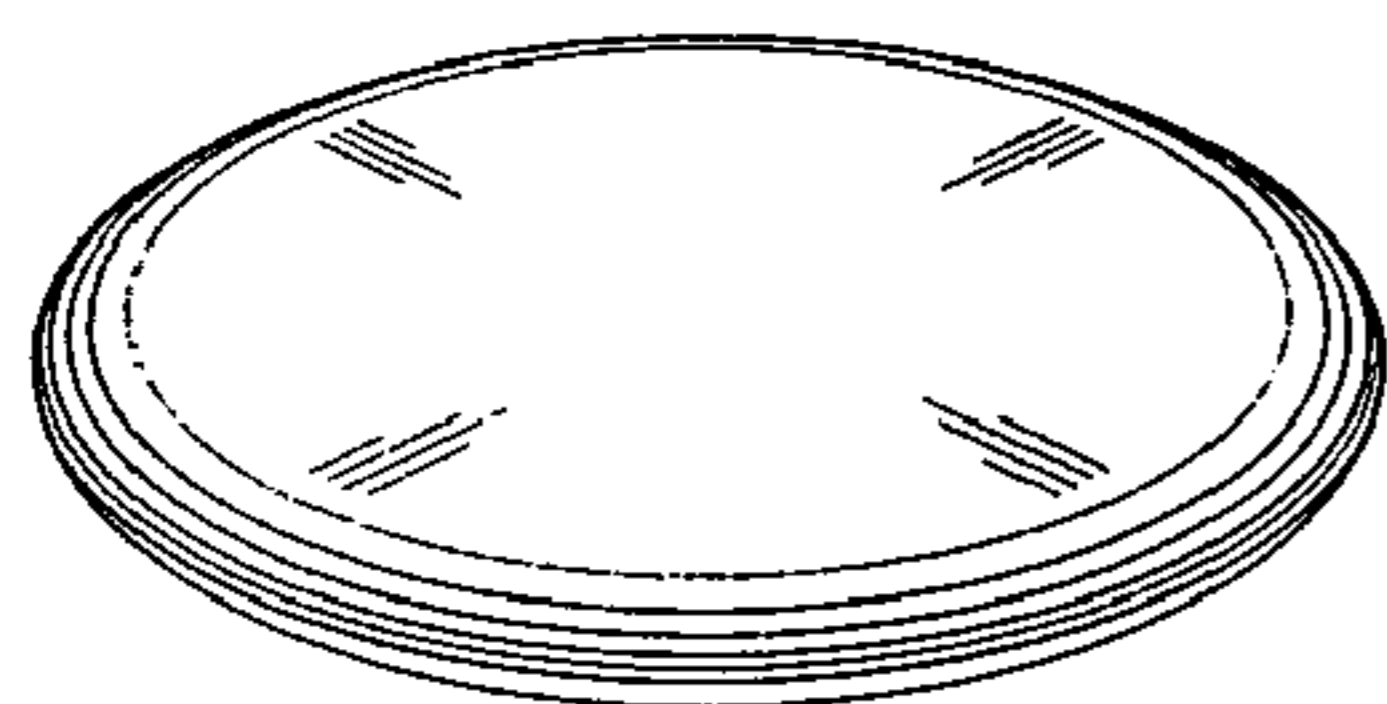
FIG. 6 is a top view of the novelty in-line roller skate wheel of FIG. 5, the bottom view being identical to the top view, and all side views being identical to the side view shown in FIG. 3.

FIG. 7 is a perspective view of FIG. 5 shown bent about the middle; and,

FIG. 8 is a perspective view of the novelty in-line roller skate wheel of FIG. 5 shown in one sample environment.

The details shown in broken lines are for illustrative purposes only and form no part of the claimed design.

**1 Claim, 2 Drawing Sheets**



# US D556,269 S

Page 2

---

## U.S. PATENT DOCUMENTS

D477,866 S *	7/2003	Dubois et al. ....	D24/101	D501,652 S *	2/2005	Pierson et al. ....	D13/171
D486,094 S *	2/2004	Candotti .....	D11/226	D507,078 S *	7/2005	Greenfield .....	D28/82
D494,486 S *	8/2004	Laverick et al. ....	D10/74	D538,196 S *	3/2007	Lee .....	D11/79
D501,252 S *	1/2005	Gervais et al. ....	D24/102	D539,007 S *	3/2007	Clark et al. ....	D1/127

\* cited by examiner

FIG. 1

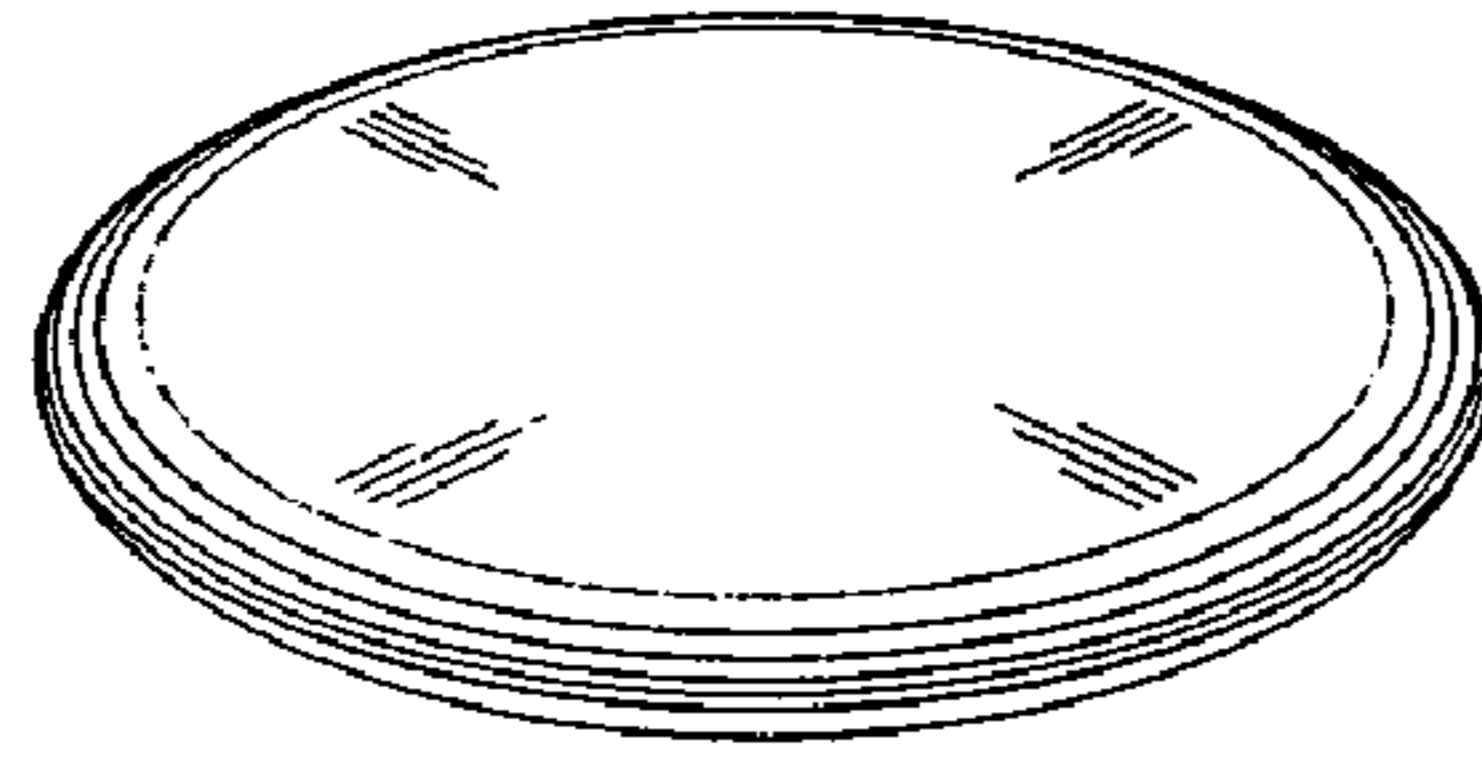


FIG. 2

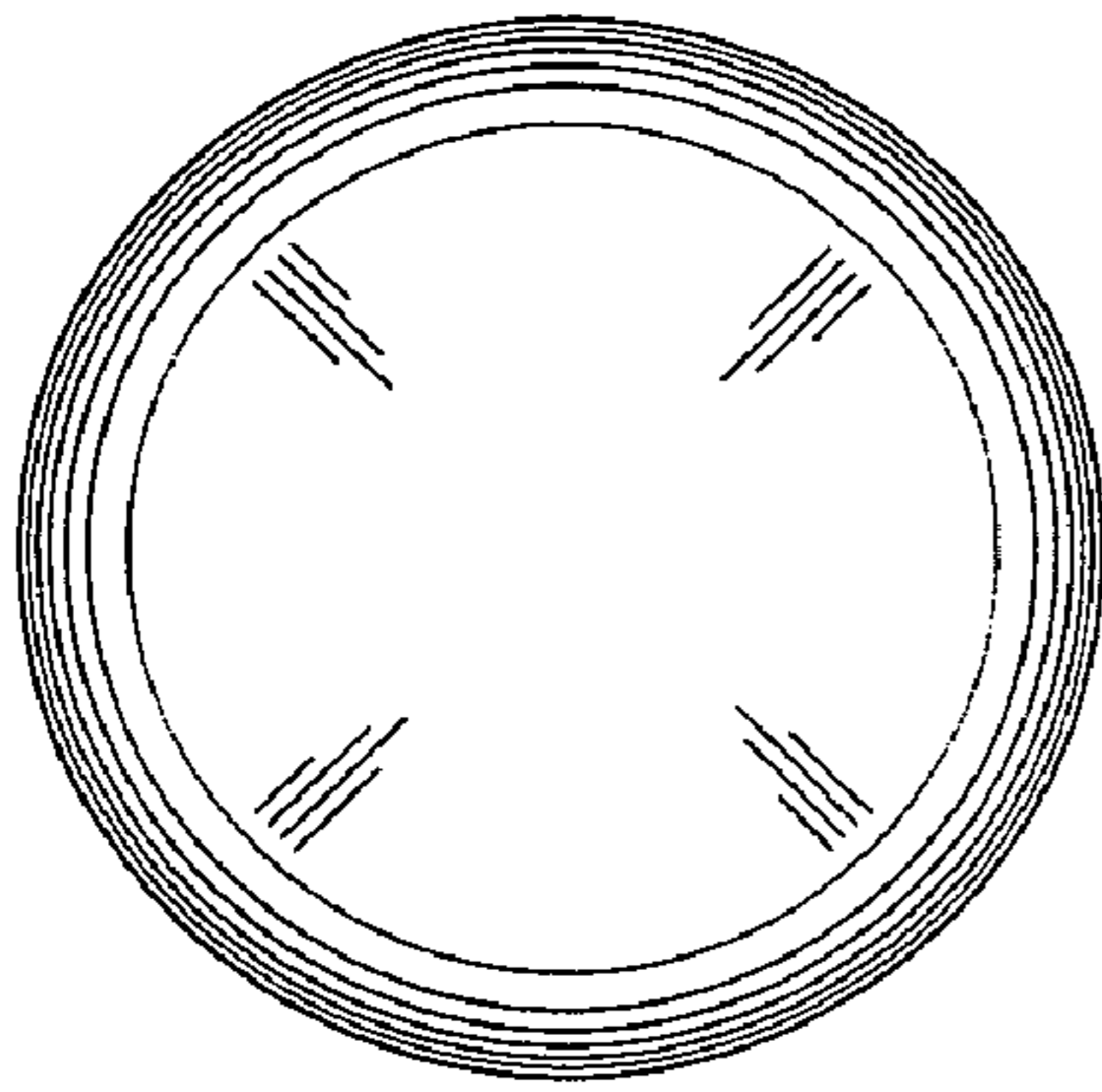


FIG. 3




FIG. 4




FIG. 5

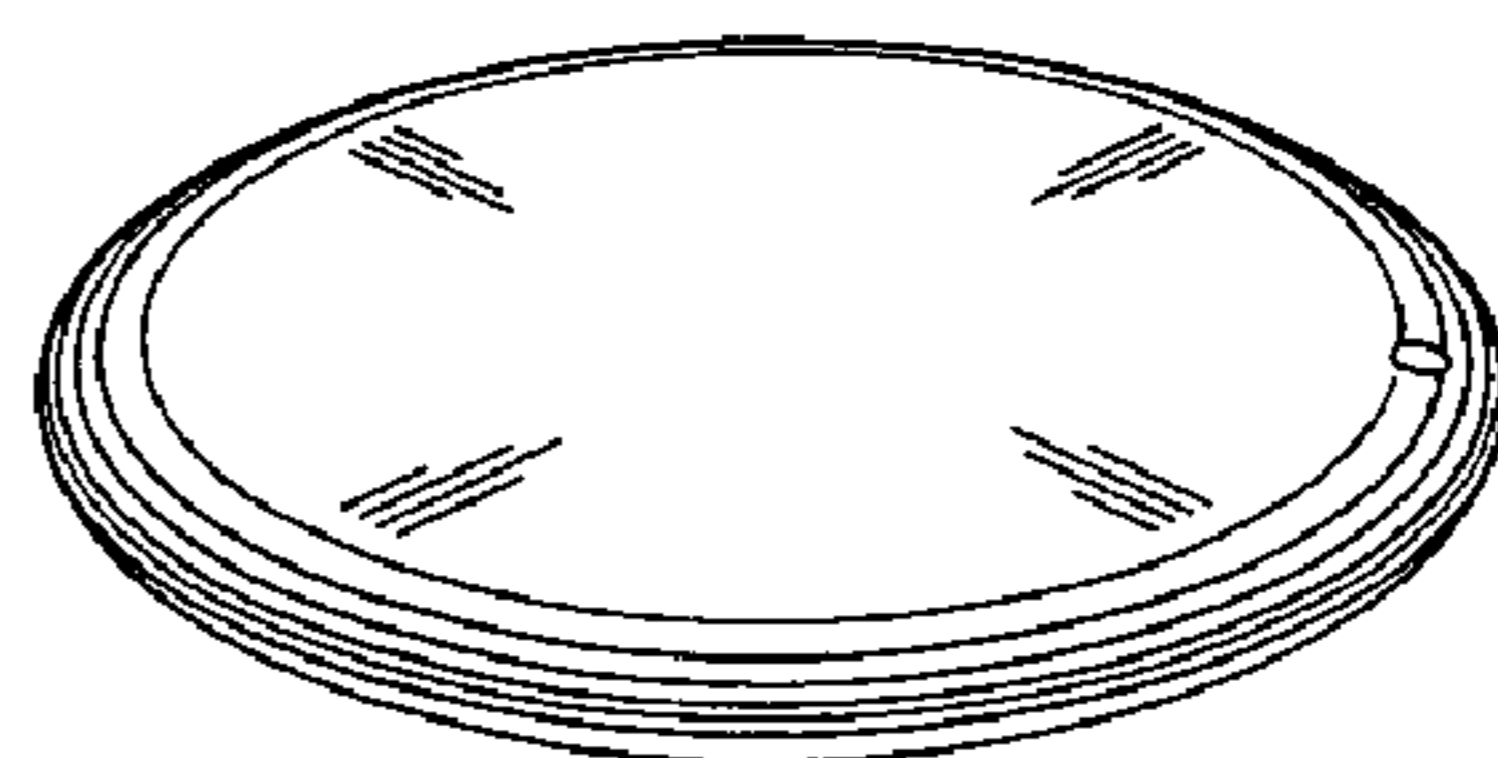


FIG. 6

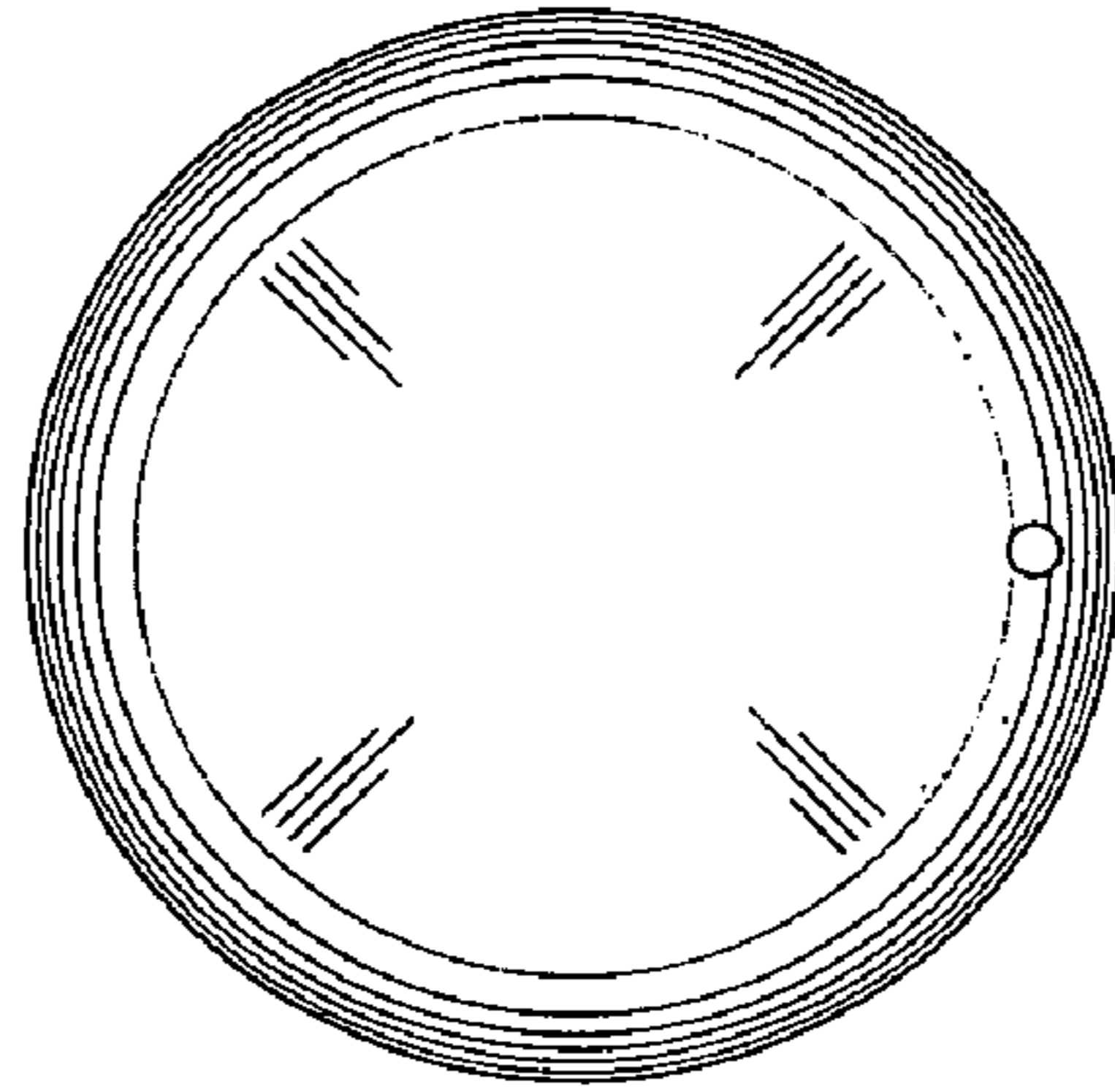


FIG. 7

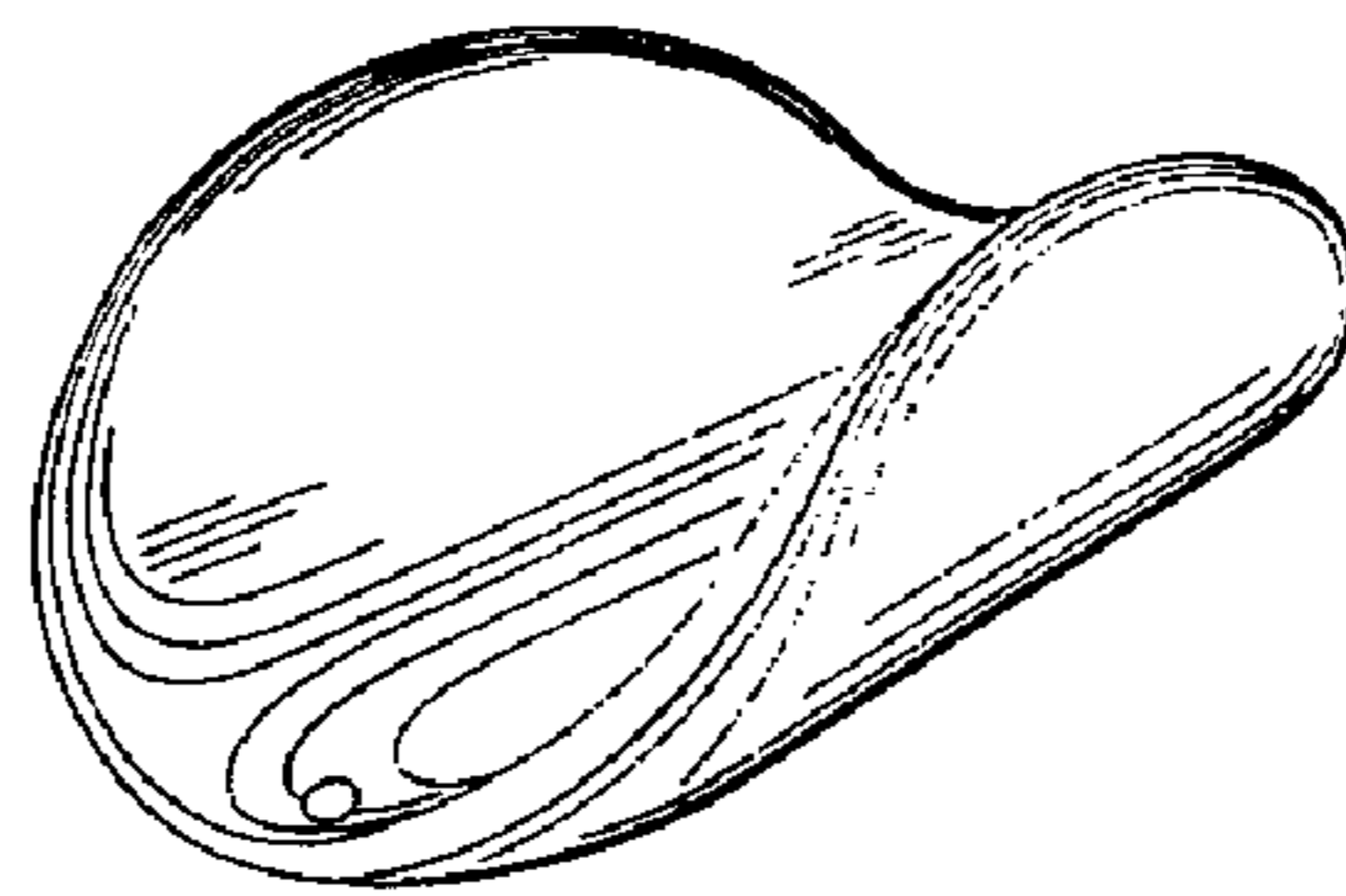


FIG. 8

