



US00D556247S

(12) **United States Design Patent**  
**Hsu**

(10) **Patent No.:** **US D556,247 S**

(45) **Date of Patent:** **\*\* Nov. 27, 2007**

(54) **SUNGLASSES**

(76) **Inventor:** **Wen Yi Hsu**, 5198 Paddock Pl., Alta Loma, CA (US) 91737

(\*\*) **Term:** **14 Years**

(21) **Appl. No.:** **29/239,622**

(22) **Filed:** **Oct. 3, 2005**

(51) **LOC (8) Cl.** ..... **16-06**

(52) **U.S. Cl.** ..... **D16/326**

(58) **Field of Classification Search** ..... D16/300-330,  
D16/101, 332-338; D29/109-110; D24/110.2;  
351/41, 44, 51-52, 62, 158, 92, 103-111,  
351/156, 61, 114-119, 121-123; 2/426-432,  
2/447-449, 441, 434-437

See application file for complete search history.

(56) **References Cited**

**U.S. PATENT DOCUMENTS**

D383,478 S *	9/1997	Wilson	.....	D16/326
D385,291 S *	10/1997	Jannard et al.	.....	D16/326
D392,665 S *	3/1998	Marie Mage	.....	D16/326
D398,022 S *	9/1998	Jannard et al.	.....	D16/326
D398,327 S *	9/1998	Simioni	.....	D16/326
D403,690 S *	1/1999	Arnette	.....	D16/326
D407,736 S *	4/1999	Simioni	.....	D16/326
D408,048 S *	4/1999	Jannard et al.	.....	D16/326
D415,188 S *	10/1999	Thixton et al.	.....	D16/321
D417,685 S *	12/1999	Wang	.....	D16/326

D421,763 S *	3/2000	Pickering et al.	.....	D16/326
D426,847 S *	6/2000	Simioni	.....	D16/326
D429,755 S *	8/2000	Markovitz et al.	.....	D16/338
D435,264 S *	12/2000	Yeh	.....	D16/326
D447,162 S *	8/2001	Jannard et al.	.....	D16/326
D475,076 S *	5/2003	Hou	.....	D16/326
D501,218 S *	1/2005	Teng	.....	D16/326
D513,275 S *	12/2005	Yee	.....	D16/326
D524,354 S *	7/2006	Yang	.....	D16/320
D539,831 S *	4/2007	Hsu	.....	D16/326

\* cited by examiner

*Primary Examiner*—Raphael Barkai

(74) *Attorney, Agent, or Firm*—Eric Hanscom

(57) **CLAIM**

The ornamental design for the sunglasses, as shown.

**DESCRIPTION**

FIG. 1 is a front, elevational perspective view of the sunglasses, showing my new design;

FIG. 2 is a front view thereof;

FIG. 3 is a back view thereof;

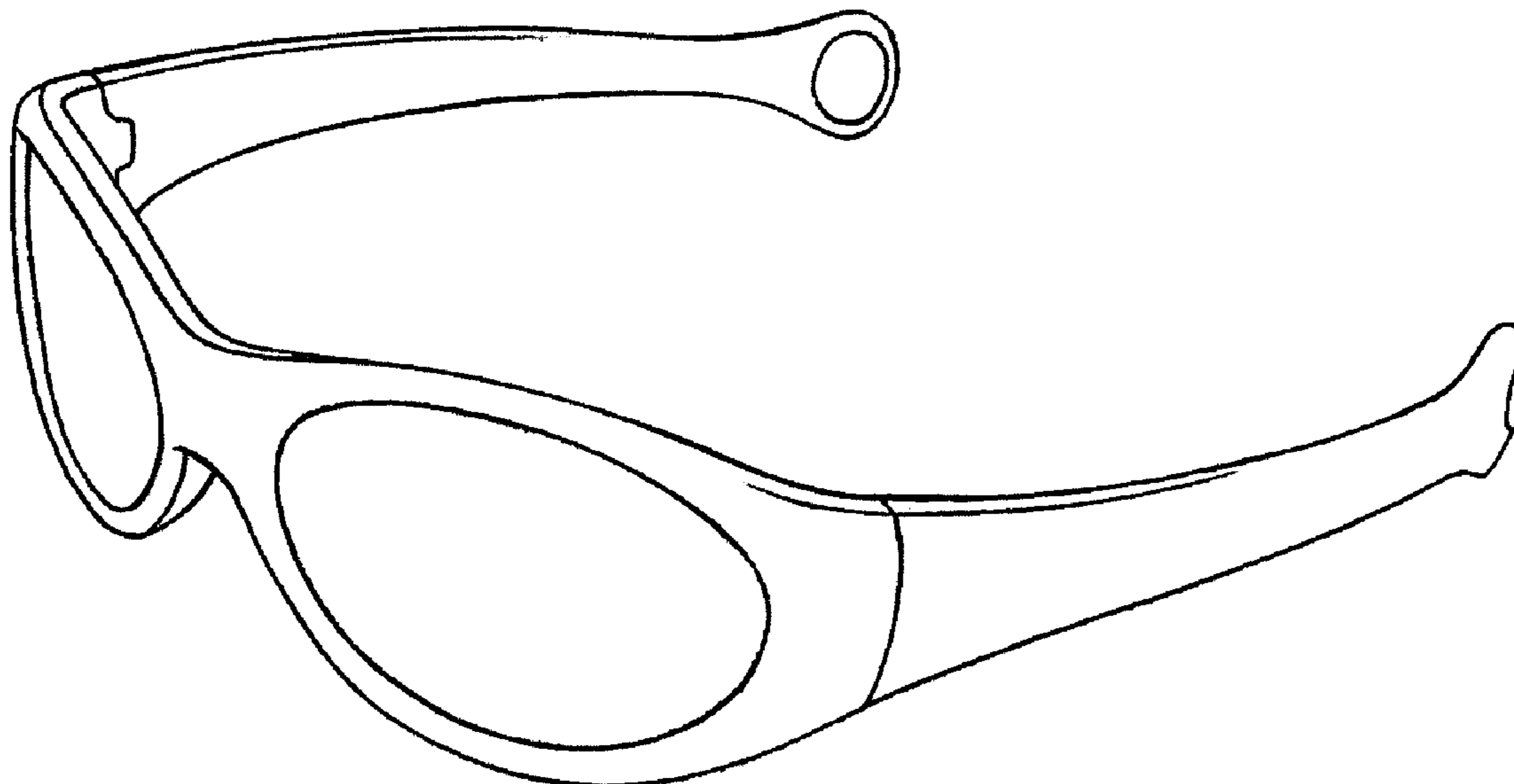
FIG. 4 is a left-side view thereof;

FIG. 5 is a right-side view thereof;

FIG. 6 is a top view thereof; and,

FIG. 7 is a bottom view thereof.

**1 Claim, 7 Drawing Sheets**



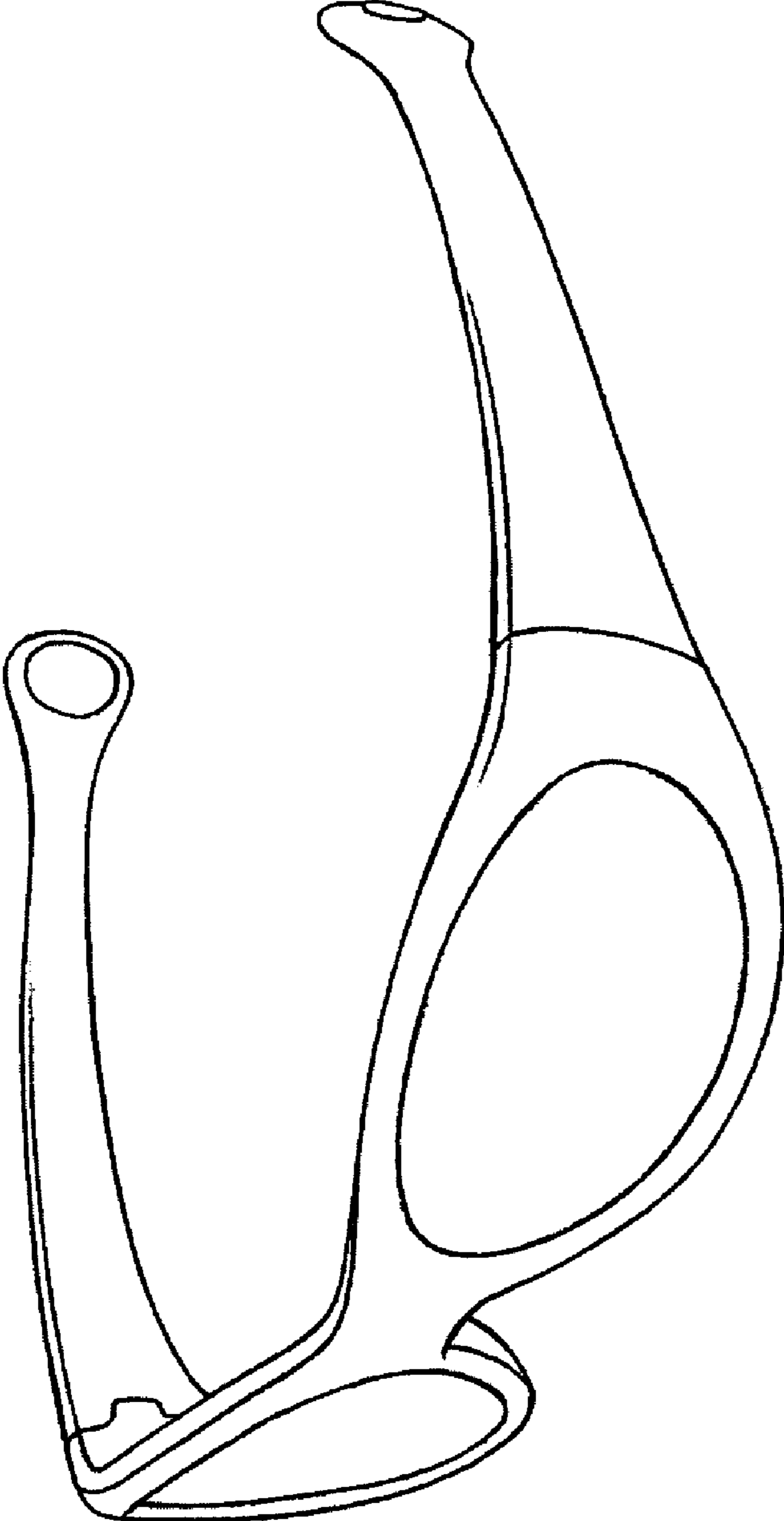


Fig.1

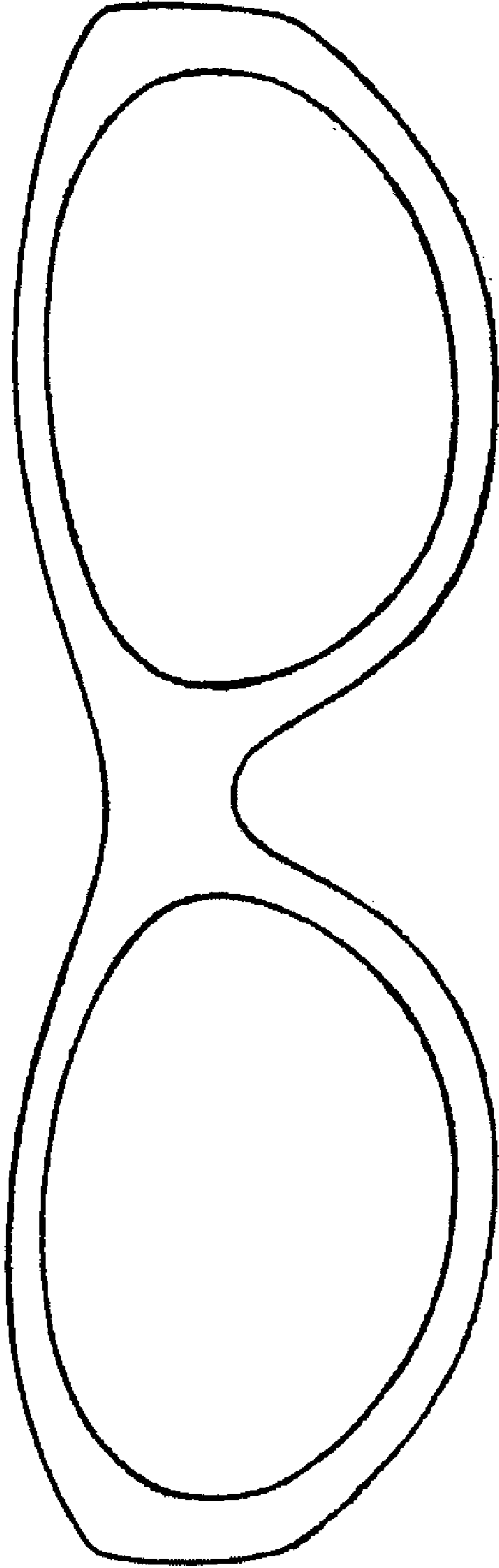


Fig. 2

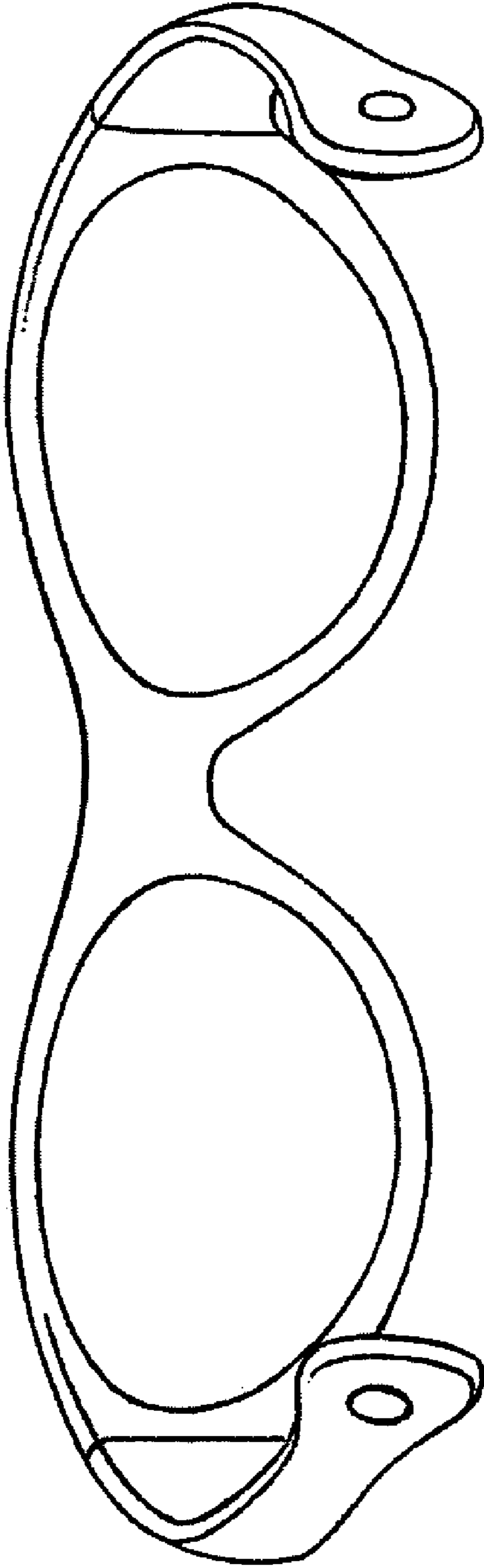


Fig. 3




Fig.4

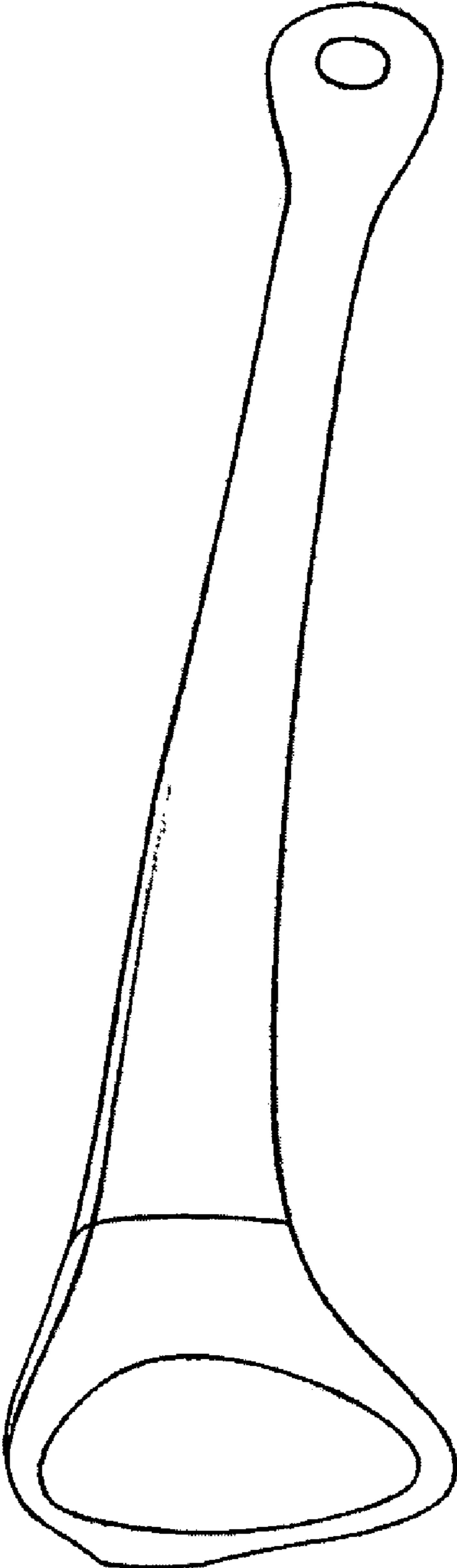


Fig. 5

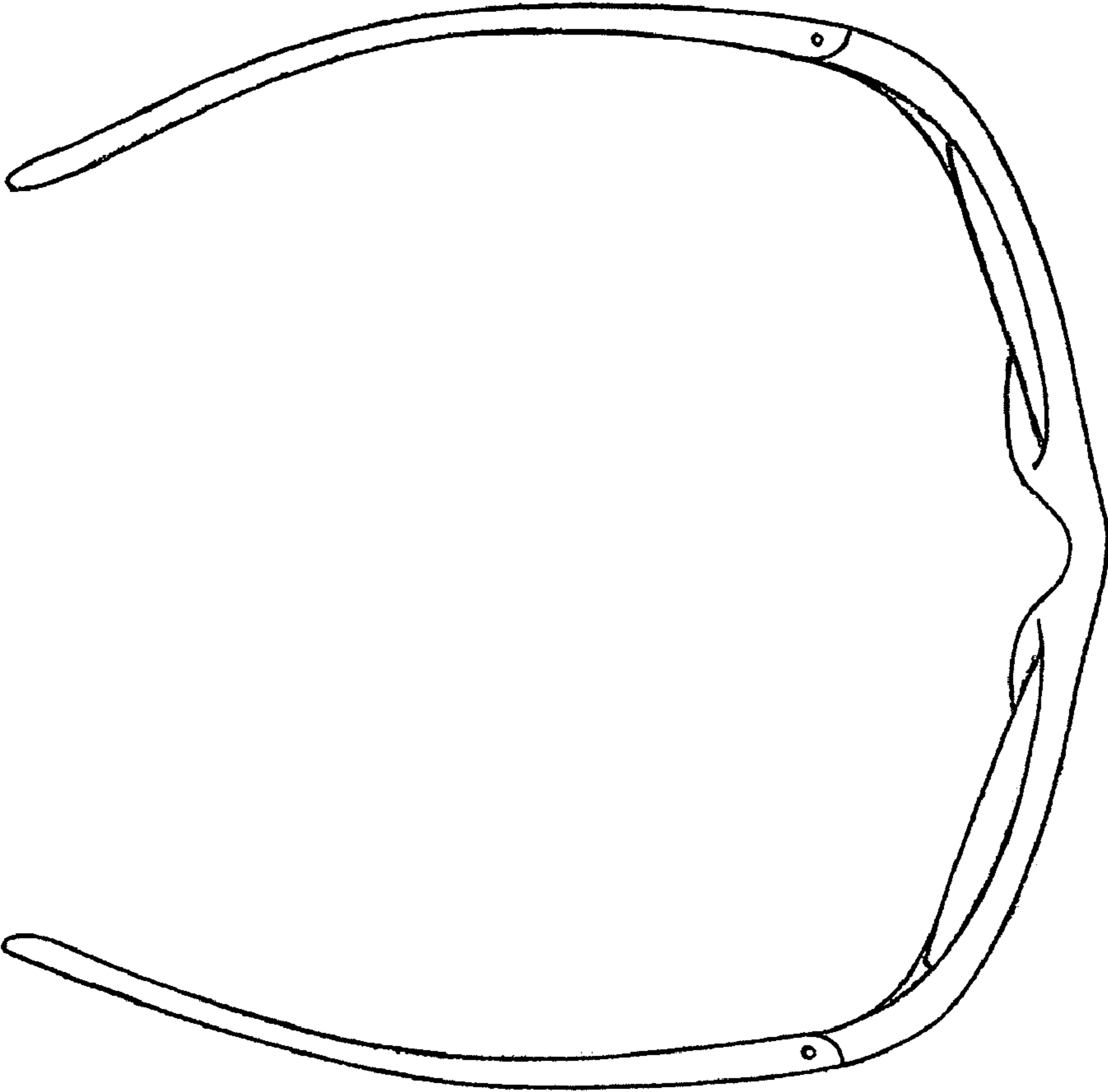


Fig.6

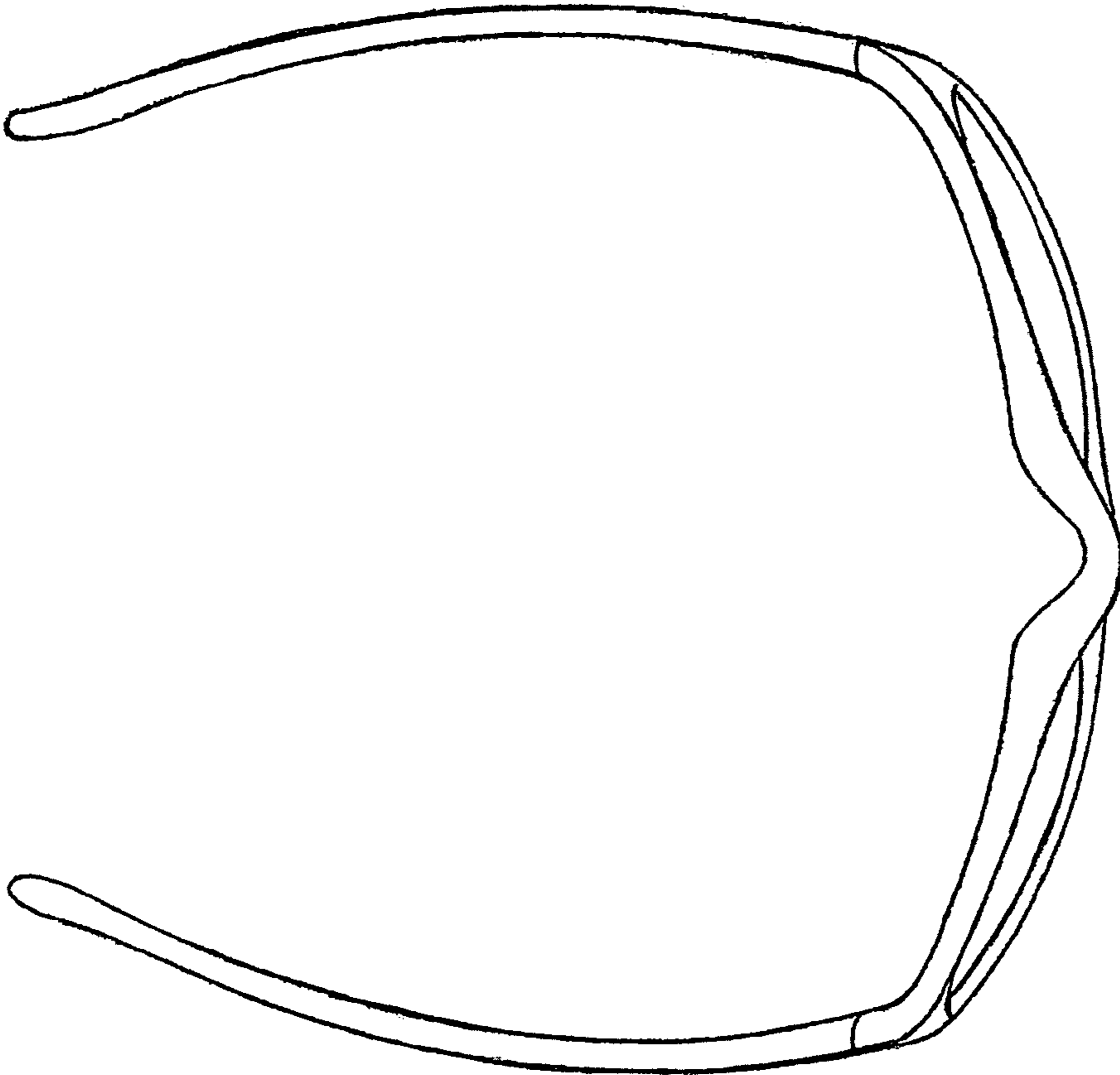


Fig. 7