



US00D556240S

(12) **United States Design Patent**  
**Fuchs**

(10) **Patent No.:** **US D556,240 S**

(45) **Date of Patent:** **\*\* Nov. 27, 2007**

(54) **SUNGLASSES**

(75) Inventor: **Gerhard Fuchs**, Kauns (AT)

(73) Assignee: **Silhouette International Schmied AG**,  
Linz (AT)

(\*\*) Term: **14 Years**

(21) Appl. No.: **29/275,259**

(22) Filed: **Dec. 19, 2006**

(30) **Foreign Application Priority Data**

Jul. 4, 2006 (EM) ..... 000554779-0002

(51) **LOC (8) Cl.** ..... **16-06**

(52) **U.S. Cl.** ..... **D16/314**; D16/315; D16/335

(58) **Field of Classification Search** ..... D16/300-330,  
D16/101, 332-338; D29/109-110; D24/110.2;  
351/41, 44, 51-52, 62, 158, 92, 103-111,  
351/156, 61, 114-119, 121-123; 2/426-432,  
2/447-449, 441, 436, 434-437

See application file for complete search history.

(56) **References Cited**

**U.S. PATENT DOCUMENTS**

D347,017 S *	5/1994	Bolle	.....	D16/314
D359,971 S *	7/1995	Jannard	.....	D16/101
D392,661 S *	3/1998	Porsche et al.	.....	D16/316
D419,167 S *	1/2000	Hall et al.	.....	D16/101
D458,952 S *	6/2002	Iwanaga	.....	D16/314
D475,390 S *	6/2003	Wang-Lee	.....	D16/314
D508,069 S	8/2005	Fuchs		

D510,588 S *	10/2005	Love	.....	D16/315
D527,758 S	9/2006	Fuchs		
2005/0270476 A1 *	12/2005	Curci et al.	.....	351/109
2005/0270479 A1 *	12/2005	Canavan et al.	.....	351/109

**OTHER PUBLICATIONS**

U.S. Appl. No. 29/215,445, filed Oct. 19, 2004; In re: Fuchs; Entitled: *Sunglasses* (105289-280602).

U.S. Appl. No. 29/262,976; filed Jul. 14, 2006; In re: Fuchs; Entitled *Eyewear* (105289-309482).

\* cited by examiner

*Primary Examiner*—Raphael Barkai

(74) *Attorney, Agent, or Firm*—Alston & Bird LLP

(57) **CLAIM**

The ornamental design for sunglasses, as shown and described.

**DESCRIPTION**

FIG. 1 is a perspective view of sunglasses showing my new design;

FIG. 2 is a front elevation view thereof;

FIG. 3 is a rear elevation view thereof;

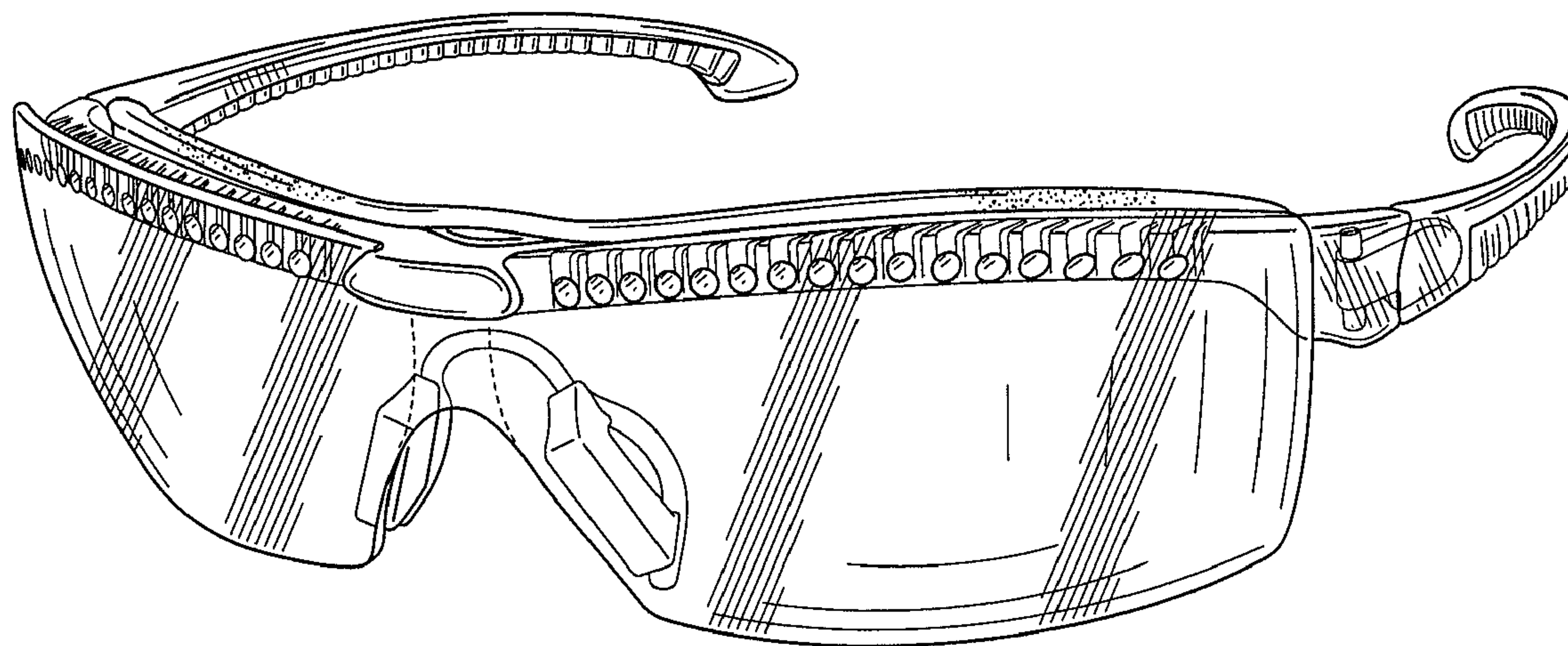
FIG. 4 is a left side elevation view thereof, the right side elevation view being a mirror image;

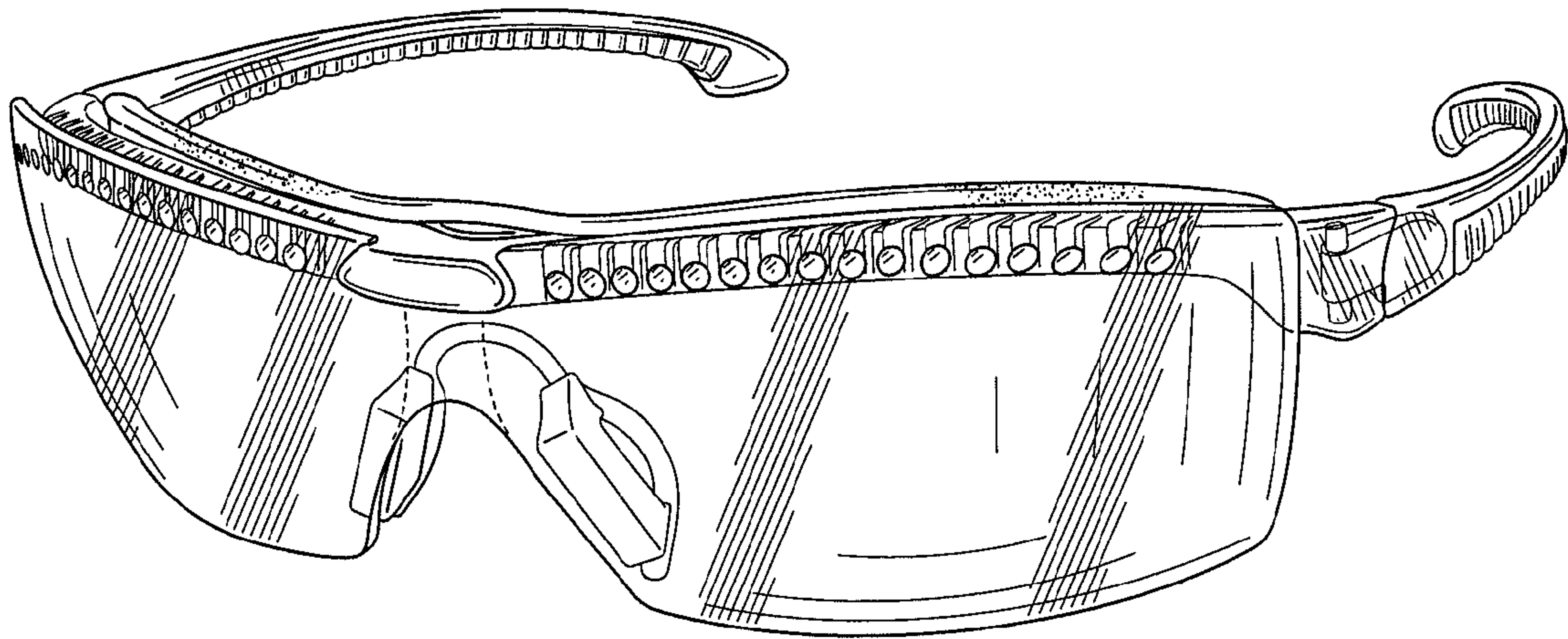
FIG. 5 is a top plan view thereof; and,

FIG. 6 is a bottom plan view thereof.

The broken lines shown herein are for illustrative purposes only and form no part of the claimed design.

**1 Claim, 5 Drawing Sheets**





**FIG. 1**

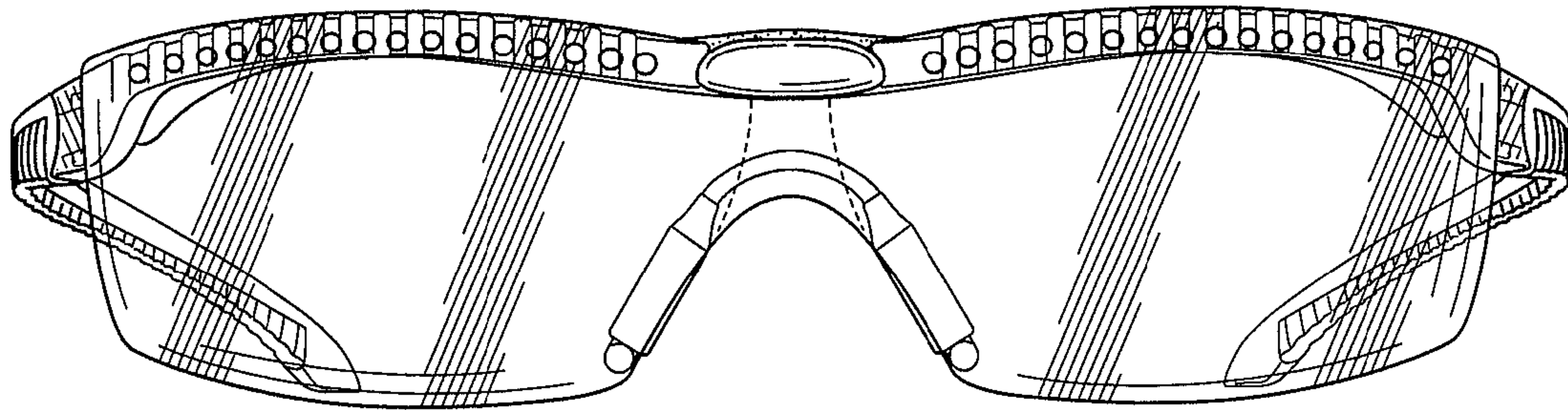


FIG. 2

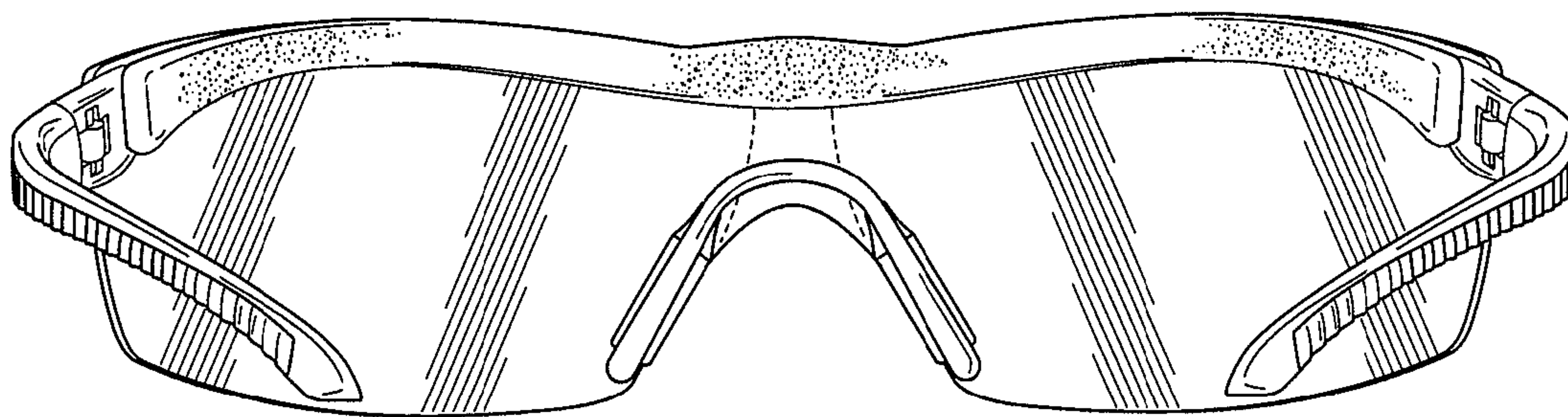


FIG. 3




FIG. 4






FIG. 5

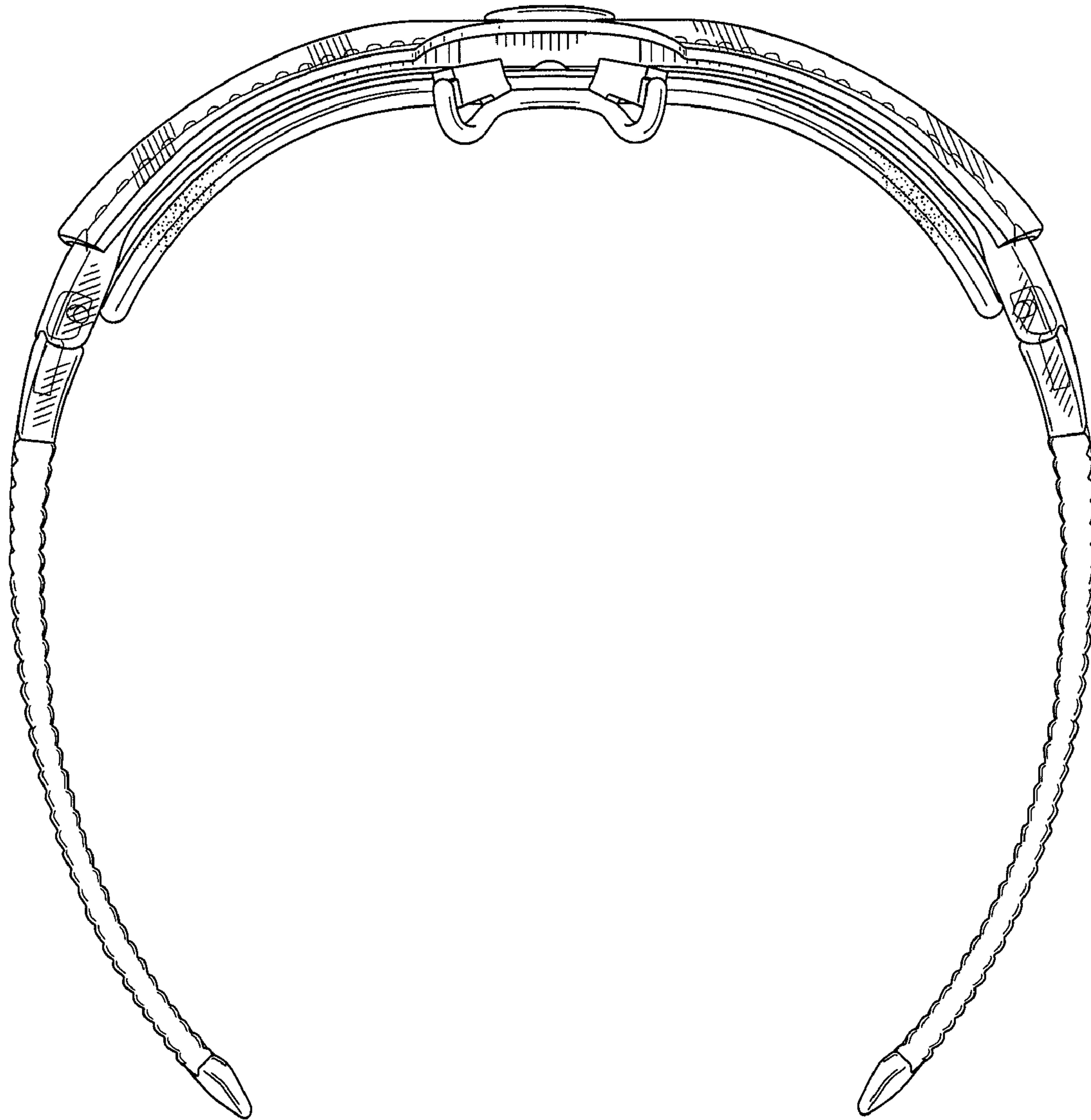


FIG. 6