



US00D556232S

(12) **United States Design Patent**  
**Yoneji**

(10) **Patent No.:** **US D556,232 S**

(45) **Date of Patent:** **\*\* Nov. 27, 2007**

(54) **COVER OF A SURVEILLANCE CAMERA FOR AN AUTOMOBILE**

2001/0018764	A1*	8/2001	Marchesini .....	348/373
2003/0210346	A1*	11/2003	Hildreth .....	348/373
2006/0077285	A1*	4/2006	Cheng .....	348/373
2007/0104478	A1*	5/2007	Takahashi .....	396/427

(75) Inventor: **Osamu Yoneji**, Yokkaichi (JP)

(73) Assignees: **Autonetworks Technologies, Ltd.**,  
Yokkaichi-Shi (JP); **Sumitomo Wiring Systems, Ltd.**,  
Yokkaichi-Shi (JP); **Sumitomo Electric Industries, Ltd.**,  
Osaka-Shi (JP)

**FOREIGN PATENT DOCUMENTS**

JP	1220983	10/2004
JP	1220984	10/2004
JP	1226643	12/2004
JP	1226644	12/2004
JP	1226645	12/2004
JP	1226646	12/2004
JP	1226647	12/2004

(\*\*) Term: **14 Years**

\* cited by examiner

(21) Appl. No.: **29/240,861**

*Primary Examiner*—Ian Simmons  
*Assistant Examiner*—Wan Laymon

(22) Filed: **Oct. 18, 2005**

(74) *Attorney, Agent, or Firm*—Sawyer Law Group LLP

(30) **Foreign Application Priority Data**

Apr. 22, 2005 (JP) ..... 2005-012096

(57) **CLAIM**

(51) **LOC (8) Cl.** ..... **16-01**

The ornamental design for a cover of a surveillance camera for an automobile, as shown and described.

(52) **U.S. Cl.** ..... **D16/203; D16/202**

(58) **Field of Classification Search** ..... D16/200–204,  
D16/208–209, 219, 134, 136, 205–206, 210,  
D16/217; D12/177, 400; 340/434–436,  
340/438, 932.2, 933, 937; 348/118, 140,  
348/142, 148, 151, 153, 159, 113, 143, 373–376;  
396/421, 424, 427, 448, 429, 433, 535–541;  
224/488, 558

**DESCRIPTION**

See application file for complete search history.


FIG. 1 is a perspective view of a cover of a surveillance camera for an automobile showing the new design;  
FIG. 2 is a front view thereof;  
FIG. 3 is a rear view thereof;  
FIG. 4 is a top plan view thereof;  
FIG. 5 is a bottom plan view thereof; and,  
FIG. 6 is a right side elevational view thereof, the left side elevational view being a mirror image thereof.

(56) **References Cited**


**U.S. PATENT DOCUMENTS**

D412,924 S *	8/1999	Hiraguchi .....	D16/219
2001/0015766 A1*	8/2001	Marchesini .....	348/373

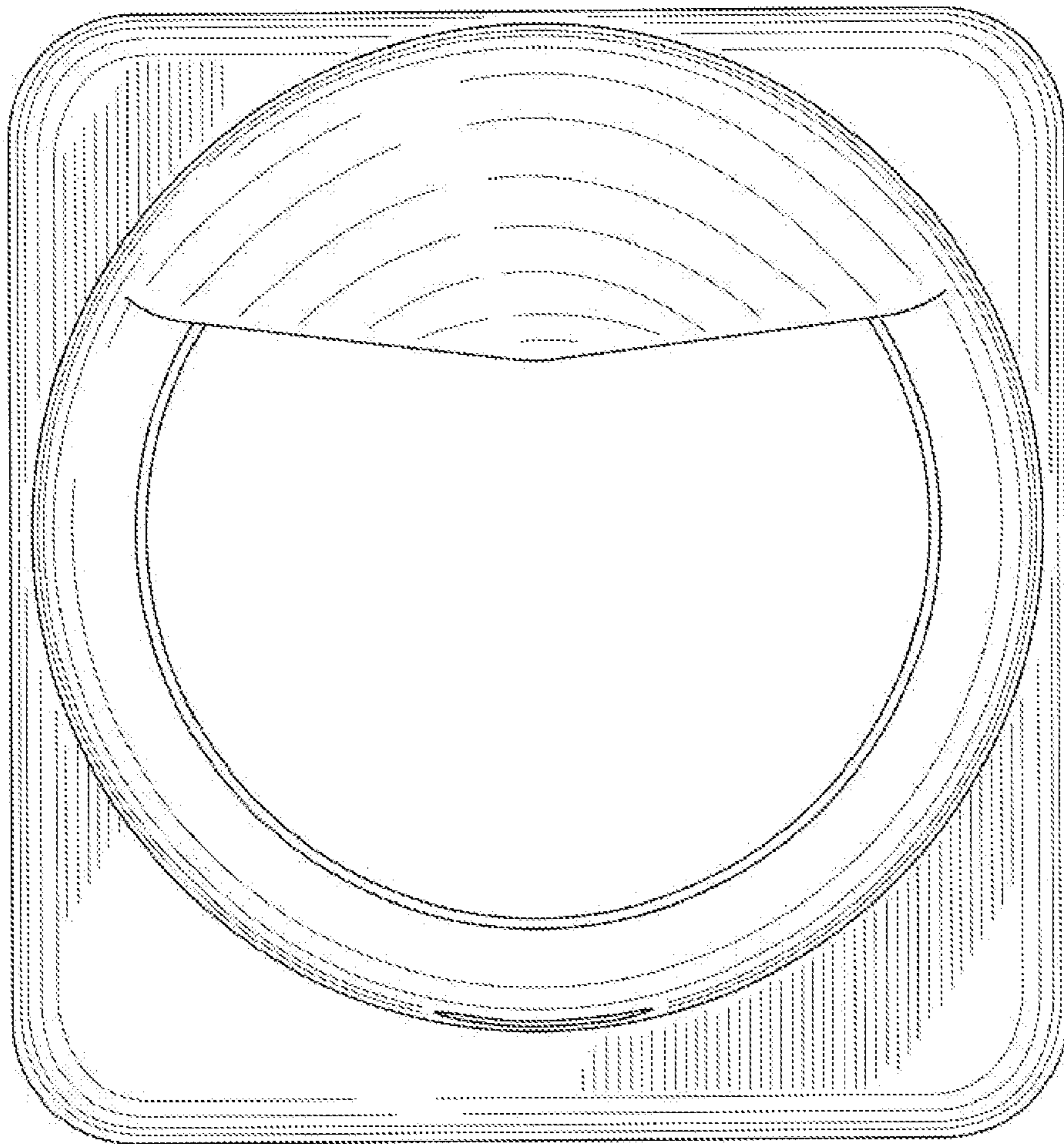
**1 Claim, 6 Drawing Sheets**



*FIG. 1*

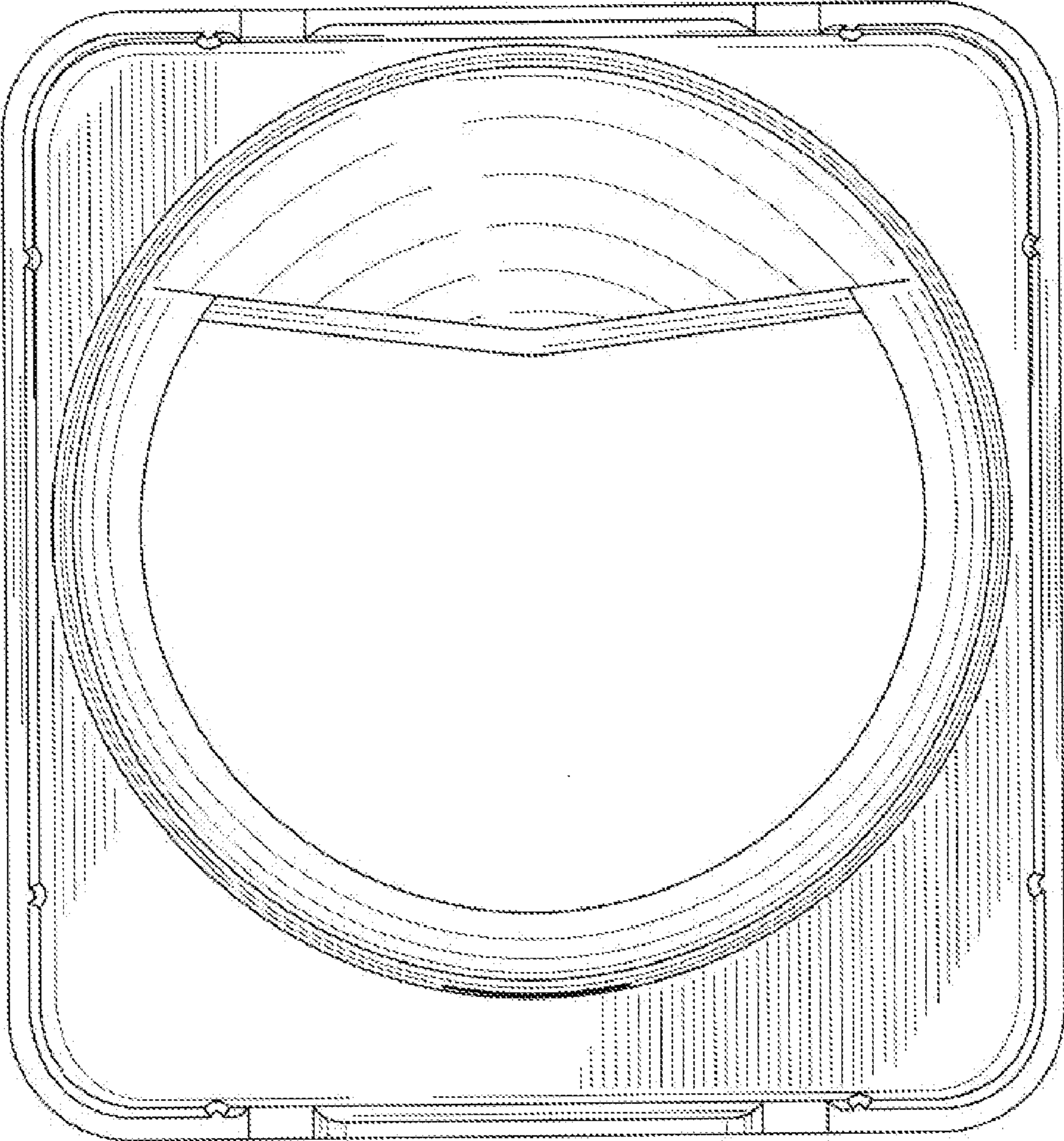


**FIG. 2**






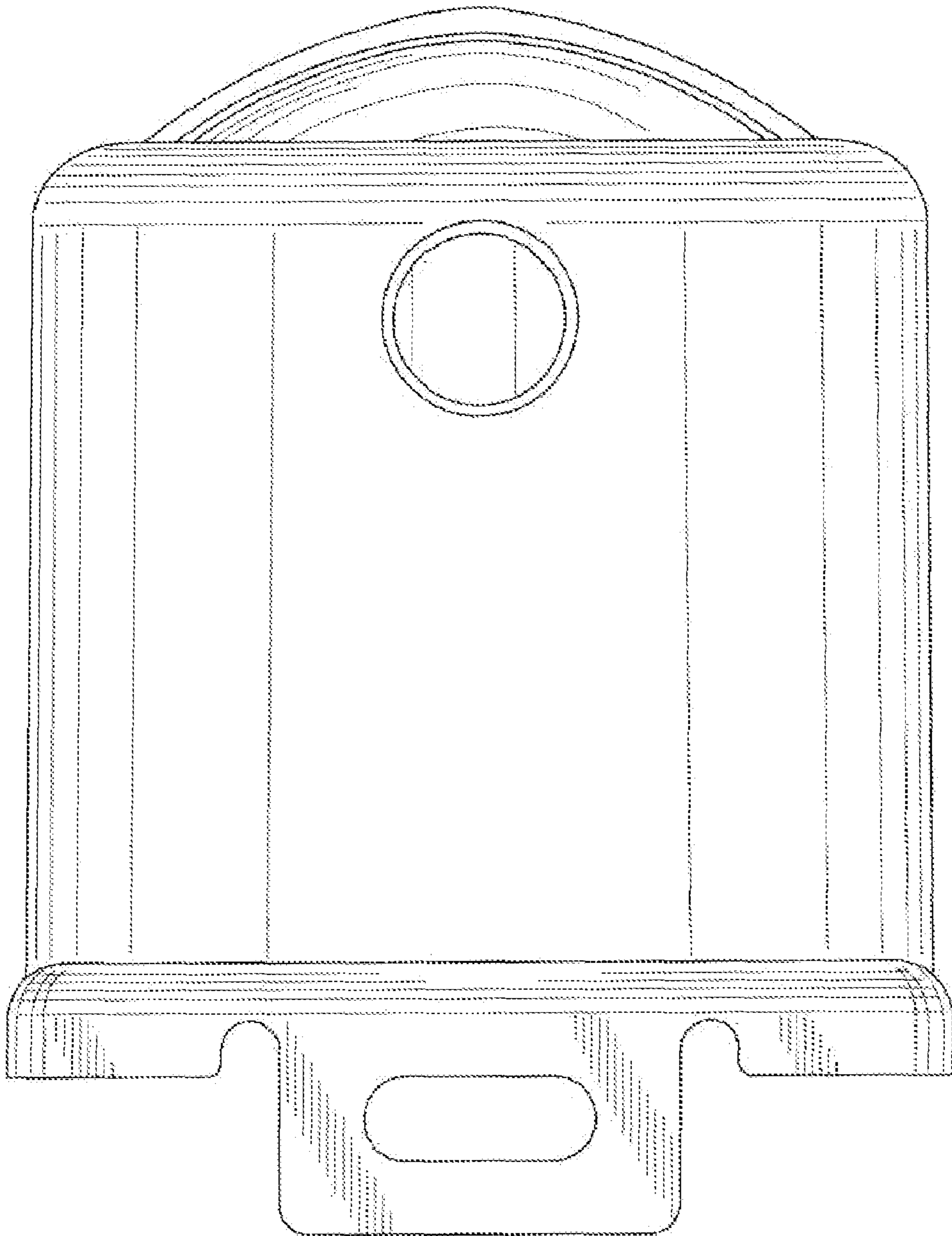
*FIG. 3*



**FIG. 4**



**FIG. 5**



**FIG. 6**

