



US00D556224S

(12) **United States Design Patent** (10) **Patent No.:** **US D556,224 S**  
**Hetcher et al.** (45) **Date of Patent:** **\*\* \*Nov. 27, 2007**

(54) **PORTION OF A MITER SAW**  
(75) Inventors: **Jason D. Hetcher**, Waukesha, WI (US); **Mark D. Willer**, Brookfield, WI (US); **Dennis J. Cerney**, Mukwonago, WI (US); **William A. Elger**, West Bend, WI (US); **Harold L. Papenfuss**, Menomonee Falls, WI (US); **Daryl S. Richards**, Sussex, WI (US); **David R. Bauer**, Delafield, WI (US); **Edward T. Gisske**, Mt. Horeb, WI (US); **Edward A. Raleigh**, Lodi, WI (US); **Michael E. Weber**, Hartland, WI (US); **Eric Fernandes**, Franklin, WI (US); **David Hlavac**, Germantown, WI (US); **Troy C. Thorson**, Waukesha, WI (US); **Michael L. Welliver**, Milwaukee, WI (US)

(73) Assignee: **Milwaukee Electric Tool Corporation**, Brookfield, WI (US)

(\*\*) Term: **14 Years**

(21) Appl. No.: **29/227,851**

(22) Filed: **Apr. 15, 2005**

(51) **LOC (8) Cl.** ..... **15-09**  
(52) **U.S. Cl.** ..... **D15/133**  
(58) **Field of Classification Search** ..... **D15/133;**  
**83/471.1, 471.3, 473, 477, 490**  
See application file for complete search history.

(56) **References Cited**

**U.S. PATENT DOCUMENTS**

853,393 A 5/1907 Albaugh  
2,565,510 A 8/1951 Martin  
3,030,728 A 4/1962 Wesman  
3,041,775 A 7/1962 Brown, Jr. et al.  
3,085,452 A 4/1963 Thompson  
3,755,853 A 9/1973 Barile  
3,836,043 A 9/1974 Levin  
4,144,781 A 3/1979 Kreitz

4,641,557 A 2/1987 Steiner et al.  
4,731,918 A 3/1988 Burghardt  
4,742,916 A 5/1988 Galea

(Continued)

**FOREIGN PATENT DOCUMENTS**

CA 2 437 192 5/2004

(Continued)

**OTHER PUBLICATIONS**

International Search Report and Written Opinion for International Application No. PCT/US05/12861 mailed Sep. 6, 2006.

(Continued)

*Primary Examiner*—Antoine D. Davis  
*Assistant Examiner*—Patricia Palasik

(74) *Attorney, Agent, or Firm*—Michael Best & Friedrich LLP

(57) **CLAIM**

The ornamental design for a portion of a miter saw, as shown and described.

**DESCRIPTION**

FIG. 1 is a front perspective exploded view of a portion of a saw.

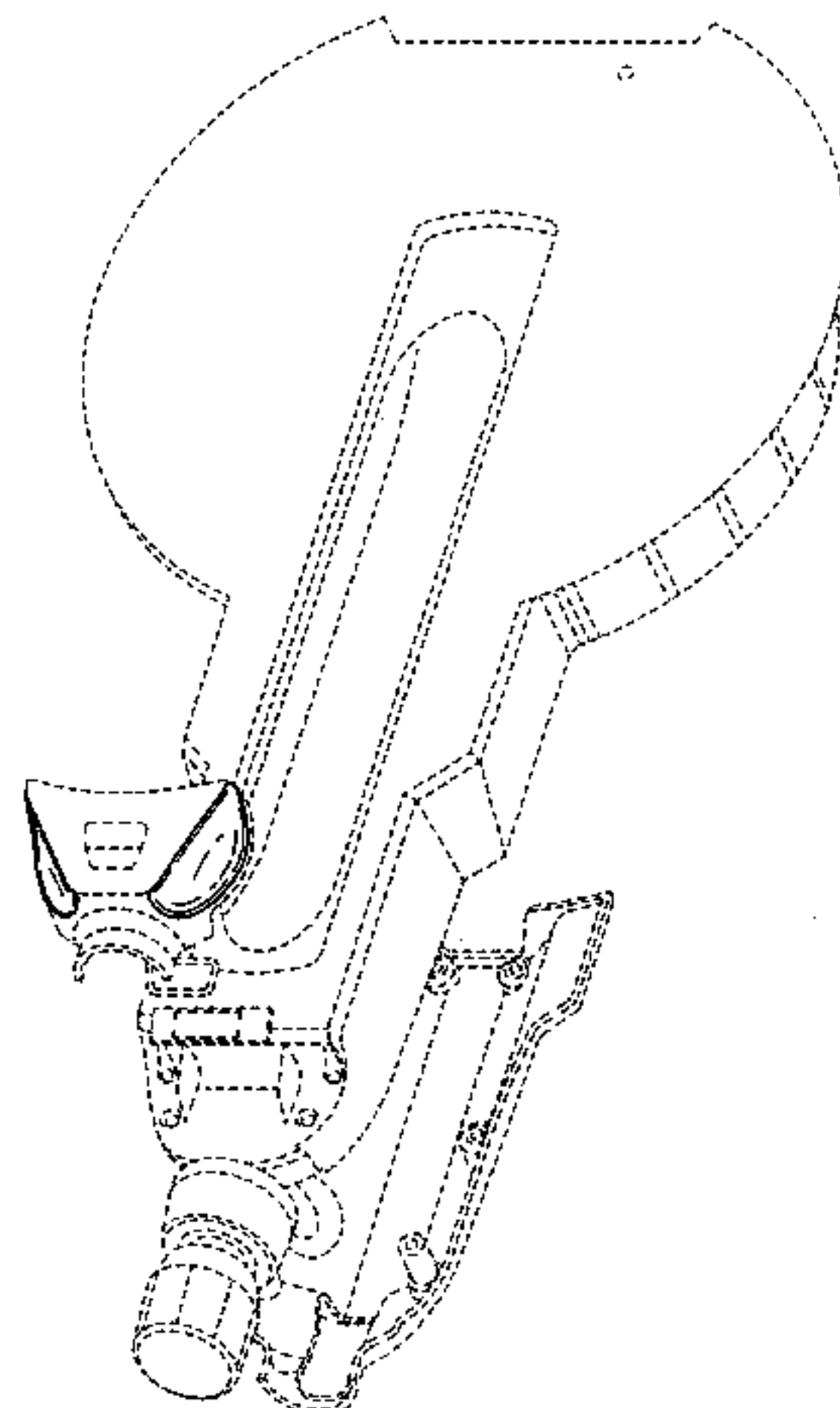
FIG. 2 is a side view of the portion of a saw of FIG. 1.

FIG. 3 is another side view of the portion of a saw of FIG. 1.

FIG. 4 is a top view of the portion of a saw of FIG. 1; and, FIG. 5 is a front view of the portion of a saw of FIG. 1.

The present application is directed to the shape and contour of the design illustrated in the drawings. Other features of the drawings, specifically, portion of the table portion of the miter saw, are not considered part of the design sought to be patented, and have accordingly been shown in broken lines.

**1 Claim, 5 Drawing Sheets**



U.S. PATENT DOCUMENTS

4,794,740 A 1/1989 Keith et al.  
 4,817,693 A 4/1989 Schuler  
 4,941,232 A 7/1990 Decker et al.  
 5,252,376 A 10/1993 Greenberg et al.  
 5,297,463 A 3/1994 O'Banion et al.  
 D346,173 S \* 4/1994 Price ..... D15/133  
 5,445,056 A 8/1995 Folci  
 D366,491 S 1/1996 Chang  
 5,564,323 A 10/1996 Sasaki et al.  
 D391,973 S 3/1998 Price et al.  
 5,724,875 A 3/1998 Meredith et al.  
 5,802,943 A 9/1998 Brunson et al.  
 D400,215 S 10/1998 Price et al.  
 5,819,619 A 10/1998 Miller et al.  
 5,862,732 A 1/1999 Itsov  
 5,862,734 A 1/1999 Brunson et al.  
 5,868,372 A 2/1999 Novak et al.  
 5,870,938 A 2/1999 Brunson et al.  
 5,907,987 A 6/1999 Stumpf et al.  
 5,931,072 A 8/1999 Shibata  
 5,969,312 A 10/1999 Svetlik et al.  
 6,016,732 A 1/2000 Brault et al.  
 D421,267 S 2/2000 Price et al.  
 6,032,562 A 3/2000 Brunson et al.  
 6,032,563 A 3/2000 Stumpf et al.  
 6,035,754 A 3/2000 Stumpf et al.  
 D424,072 S 5/2000 Shibata et al.  
 D425,083 S 5/2000 Brickner, Jr. et al.  
 6,067,885 A 5/2000 Brunson et al.  
 6,101,914 A 8/2000 Brunson et al.  
 D435,569 S 12/2000 Hollinger et al.  
 6,179,122 B1 1/2001 Moncrief et al.  
 D441,771 S 5/2001 Bean et al.  
 D454,577 S 3/2002 Meredith et al.  
 6,354,475 B1 3/2002 Grace et al.  
 D459,373 S 6/2002 Hollinger et al.  
 6,427,570 B1 8/2002 Miller et al.  
 6,431,040 B1 8/2002 Miller et al.  
 6,470,778 B1 10/2002 Kaye, Jr. et al.  
 6,474,206 B1 11/2002 Brunson  
 6,513,412 B2 2/2003 Young  
 6,520,059 B1 2/2003 Stumpf et al.  
 6,595,095 B2 7/2003 Chen  
 6,606,931 B1 8/2003 Brunson et al.  
 6,609,442 B2 8/2003 Dibbern, Jr. et al.  
 D479,251 S 9/2003 Wright  
 D481,401 S 10/2003 Shoene et al.  
 6,631,661 B2 10/2003 Brunson et al.  
 6,658,976 B2 12/2003 Dils et al.  
 6,758,123 B2 7/2004 Svetlik et al.  
 6,769,338 B2 8/2004 Svetlik et al.  
 6,779,428 B2 \* 8/2004 Kao ..... 83/469  
 6,810,780 B2 11/2004 Ceroll et al.  
 6,823,765 B2 11/2004 Stumpf et al.  
 D513,271 S \* 12/2005 Ozawa et al. .... D15/133  
 6,971,297 B1 12/2005 Meredith et al.

7,013,780 B2 3/2006 Brunson  
 2001/0000552 A1 5/2001 Watson  
 2001/0000856 A1 5/2001 O'Banion  
 2001/0042429 A1 \* 11/2001 Brunson et al. .... 83/471.3  
 2002/0020265 A1 2/2002 Gass et al.  
 2002/0059853 A1 5/2002 Gass et al.  
 2002/0059854 A1 5/2002 Gass et al.  
 2002/0059855 A1 5/2002 Gass et al.  
 2003/0015078 A1 1/2003 Taylor  
 2003/0200852 A1 10/2003 Romo  
 2004/0060405 A1 4/2004 Kao  
 2004/0089125 A1 5/2004 Schoene et al.  
 2004/0112190 A1 6/2004 Hollis et al.  
 2004/0134818 A1 7/2004 Cunningham et al.  
 2004/0154448 A1 8/2004 Romo et al.  
 2004/0216575 A1 11/2004 Brunson et al.  
 2005/0045013 A1 3/2005 Stumpf et al.  
 2005/0223571 A1 \* 10/2005 Park et al. .... 33/286  
 2005/0241452 A1 \* 11/2005 Bergmann ..... 83/471.3  
 2005/0247177 A1 \* 11/2005 Hetcher et al. .... 83/471.3  
 2005/0262984 A1 12/2005 Hetcher et al.  
 2005/0284276 A1 \* 12/2005 Talesky et al. .... 83/471.3  
 2006/0000328 A1 1/2006 Terashima et al.  
 2006/0000329 A1 1/2006 Terashima et al.  
 2006/0000330 A1 1/2006 Terashima et al.  
 2006/0000331 A1 \* 1/2006 Ozawa et al. .... 83/471.3  
 2006/0005676 A1 1/2006 Terashima et al.  
 2006/0011036 A1 1/2006 Ushiwata et al.  
 2006/0011037 A1 1/2006 Ushiwata et al.

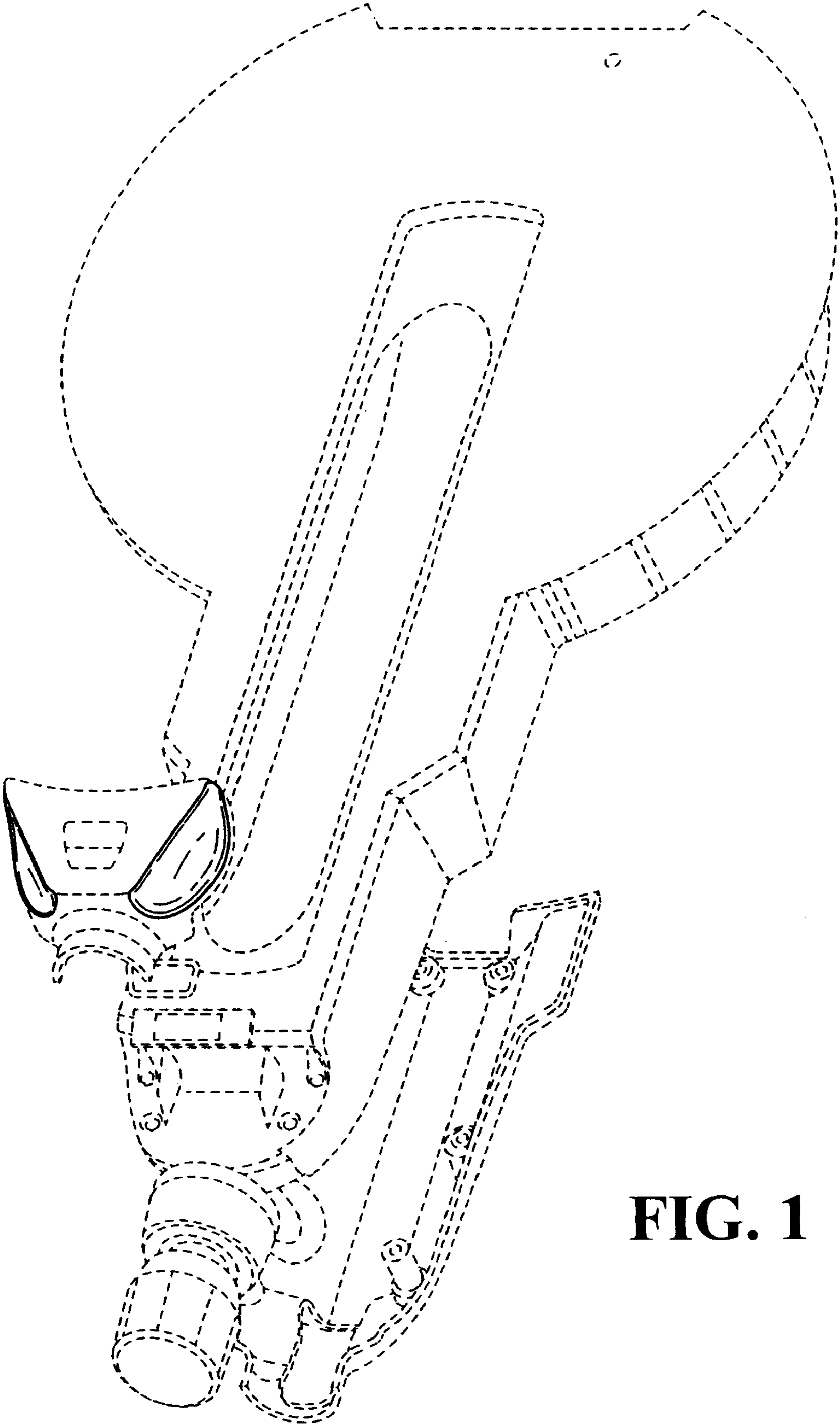
FOREIGN PATENT DOCUMENTS

EP 0 779 122 6/1997  
 EP 0 857 550 8/1998  
 EP 1 208 952 5/2002  
 EP 1 256 407 11/2002  
 EP 1 310 339 5/2003  
 JP 2002 254238 9/2002  
 TW 445905 7/2001  
 TW 481090 3/2002

OTHER PUBLICATIONS

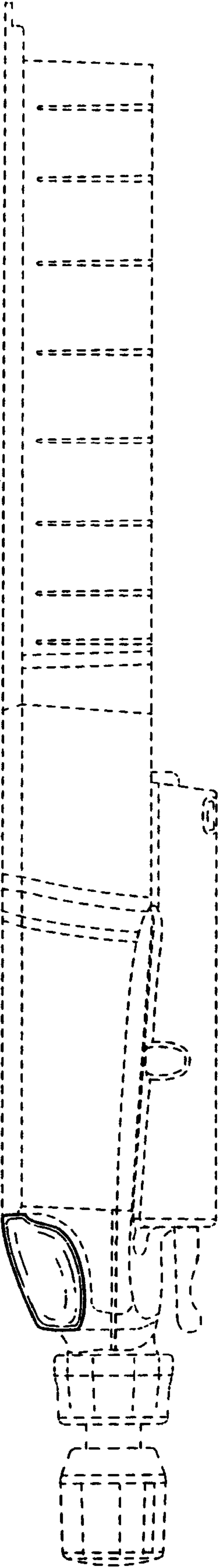
Milwaukee Electric Sales Catalog 194 "Heavy-Duty Electric Tools for Contractors & Industry", 1994, pp. 60-61, 76.  
 Delta Machinery, Sidekick 10" Compound Slide Saw (Models 36-240 and 36-250) Instruction Manual, 2001, U.S.A.  
 Hitachi, C12FSA 12" Sliding Dual Compound Miter Saw, Official Hitachi Sell Sheet, <http://www.hitachi.us/Apps/hitachicom/content.jsp?page=WoodworkingTools/MiterSaws/details/C12FSA>, at least as early as Sep. 15, 2003.  
 Makita, LS1212-12" Dual Slide Compound Saw, Instruction Manual, 1999, and [http://www.makita.com/tools\\_Item\\_View.asp?id=299](http://www.makita.com/tools_Item_View.asp?id=299), Sep. 15, 2003, USA.  
 Dewalt, Heavy-Duty 12" (305mm) Double-Bevel Sliding Compound Miter Saw—DW708, [http://www.dewalt.com/us/products/tool\\_detail\\_print.asp?productID+4741](http://www.dewalt.com/us/products/tool_detail_print.asp?productID+4741), Sep. 15, 2003.

\* cited by examiner

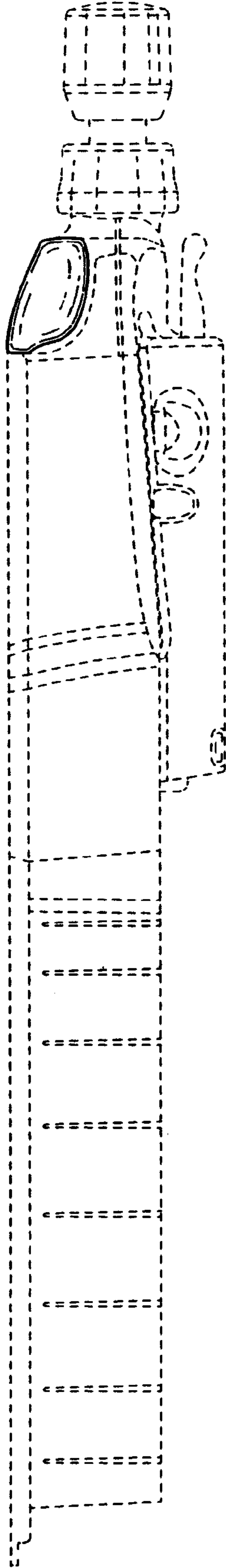


**FIG. 1**

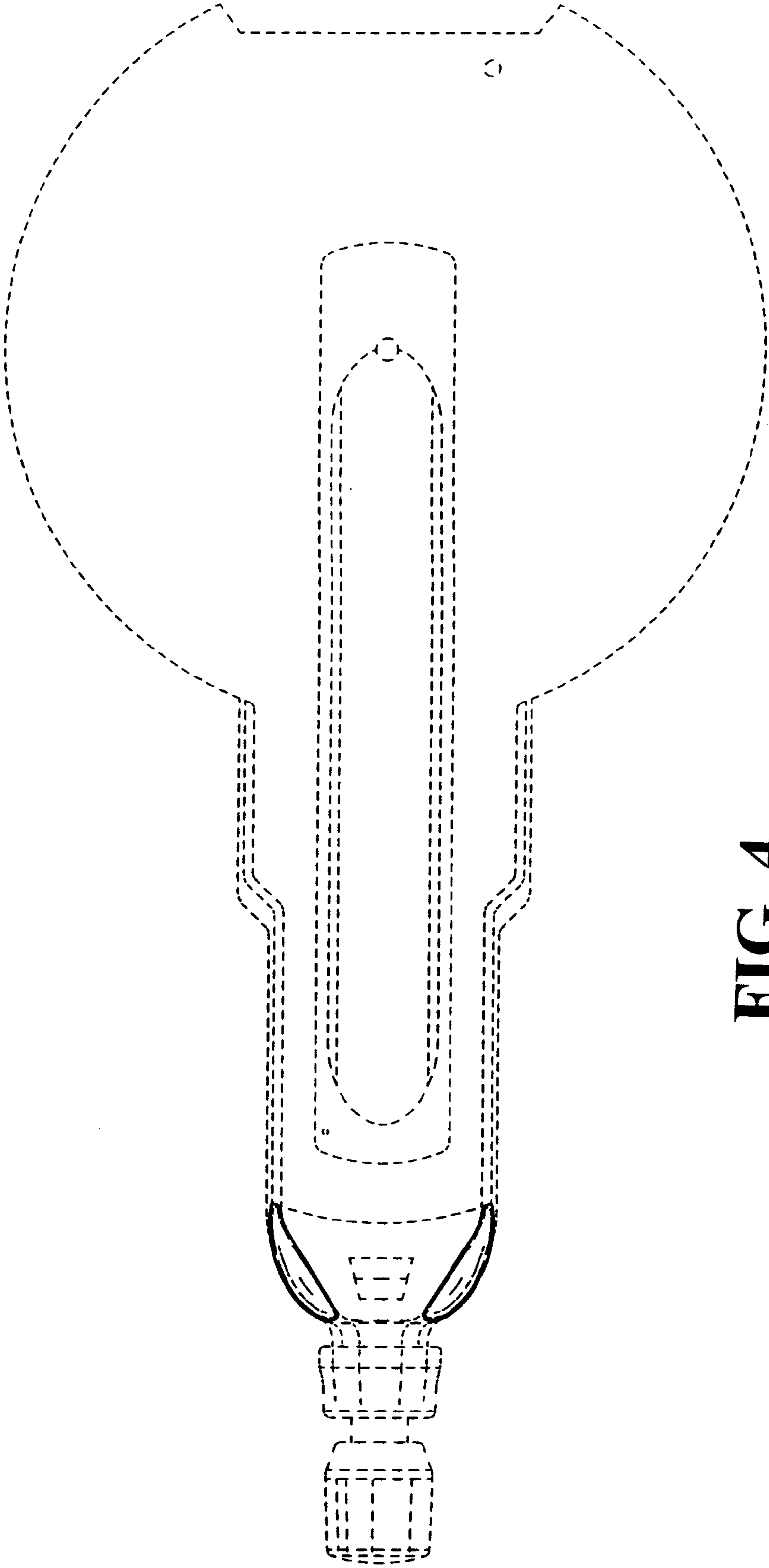




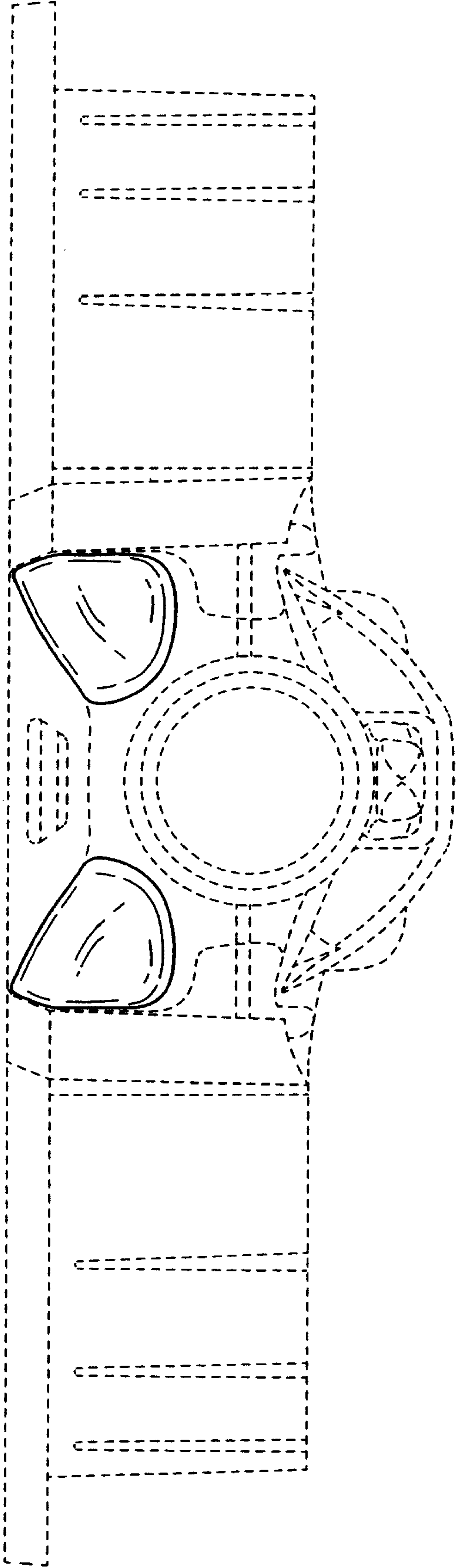
**FIG. 2**



**FIG. 3**



**FIG. 4**



**FIG. 5**

UNITED STATES PATENT AND TRADEMARK OFFICE  
**CERTIFICATE OF CORRECTION**

PATENT NO. : Des. 556,224 S  
APPLICATION NO. : 29/227851  
DATED : November 27, 2007  
INVENTOR(S) : Jason D. Hetcher et al.

Page 1 of 1

It is certified that error appears in the above-identified patent and that said Letters Patent is hereby corrected as shown below:

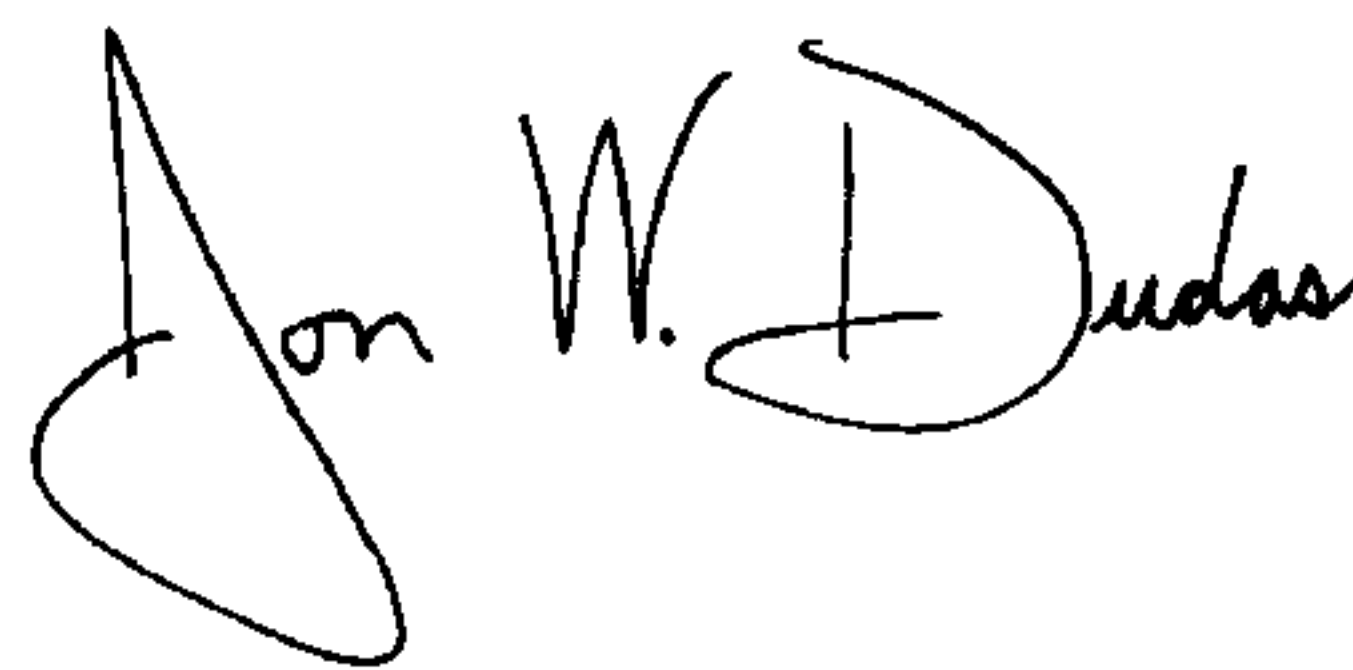
Add Related U.S. Application Data on the front page of the patent:

Related U.S. Application Data

(63) Provisional application No. 60/608,851, filed September 10, 2004 and Provisional application No. 60/562,592, filed April 15, 2004.

Signed and Sealed this

Eighteenth Day of March, 2008

A handwritten signature in black ink that reads "Jon W. Dudas". The signature is written in a cursive style with a large, looped initial "J".

JON W. DUDAS

*Director of the United States Patent and Trademark Office*