



US00D556223S

(12) **United States Design Patent**  
**Wang et al.**

(10) **Patent No.:** **US D556,223 S**

(45) **Date of Patent:** **\*\* Nov. 27, 2007**

(54) **REFRIGERATOR WITH THREE DOORS**

(75) Inventors: **Dongning Wang**, Qingdao (CN);  
**Xiaofeng Li**, Qingdao (CN); **Falin Yang**, Qingdao (CN); **Jian Wang**, Qingdao (CN); **Jianru Liu**, Qingdao (CN); **Lei Zou**, Qingdao (CN)

(73) Assignees: **Haier Group Corporation**, Shandong (CN); **Qingdao Haier Special Refrigerator Co., Ltd.**, Shandong (CN)

(\*\*) Term: **14 Years**

(21) Appl. No.: **29/275,740**

(22) Filed: **Jan. 4, 2007**

(30) **Foreign Application Priority Data**

Jul. 7, 2006 (CN) ..... 2006 3 0124564

(51) **LOC (8) Cl.** ..... **15-07**

(52) **U.S. Cl.** ..... **D15/86**

(58) **Field of Classification Search** ..... D15/79,  
D15/80, 81, 85, 86, 87, 88, 91; 312/236,  
312/352, 400-408; 62/3.1, 3.6, 3.63, 3.64,  
62/45.1, 293, 331, 371, 440, 467, 529, 531  
See application file for complete search history.

(56) **References Cited**

**U.S. PATENT DOCUMENTS**

D415,504 S \* 10/1999 Han ..... D15/85

D495,719 S \* 9/2004 Kirchner et al. .... D15/86  
D508,059 S \* 8/2005 Seok et al. .... D15/86  
D508,925 S \* 8/2005 Seok et al. .... D15/86  
D508,926 S \* 8/2005 Seok et al. .... D15/86  
D522,540 S \* 6/2006 Cho et al. .... D15/86  
D522,541 S \* 6/2006 Kim et al. .... D15/86  
D523,033 S \* 6/2006 Kim et al. .... D15/86  
D540,833 S \* 4/2007 Wang et al. .... D15/86

\* cited by examiner

*Primary Examiner*—Mitchell Siegel

*Assistant Examiner*—Shanda C. Hill

(74) *Attorney, Agent, or Firm*—Banger Shia

(57) **CLAIM**

The ornamental design for a refrigerator with three doors, as shown and described.

**DESCRIPTION**

FIG. 1 is a perspective view of a refrigerator with three doors showing our new design;

FIG. 2 is a front elevational view thereof;

FIG. 3 is a rear elevational view thereof,

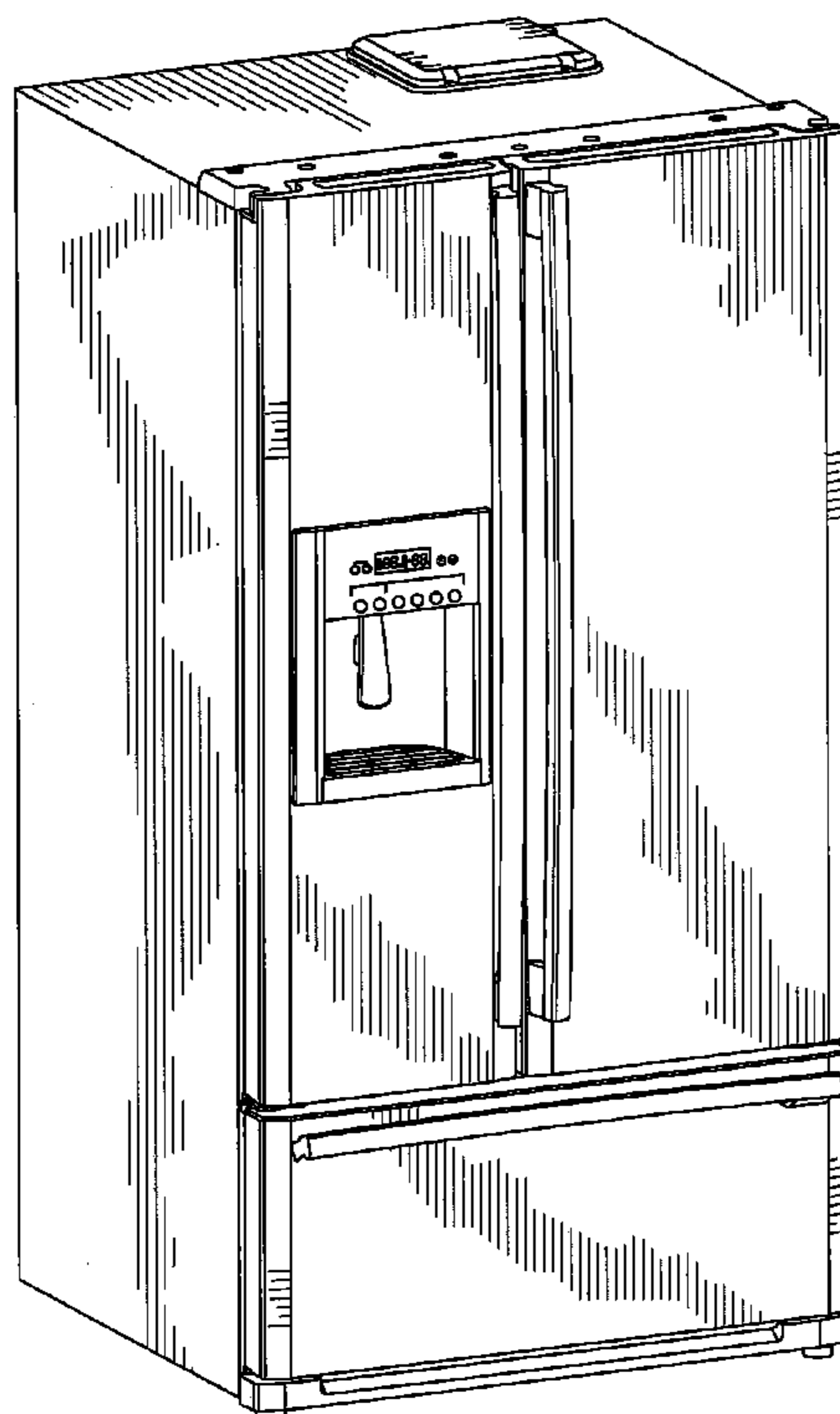
FIG. 4 is a left side elevational view thereof,

FIG. 5 is a right side elevational view thereof,

FIG. 6 is a top plan view thereof; and,

FIG. 7 is a bottom plan view to that shown.

**1 Claim, 7 Drawing Sheets**






FIG. 1

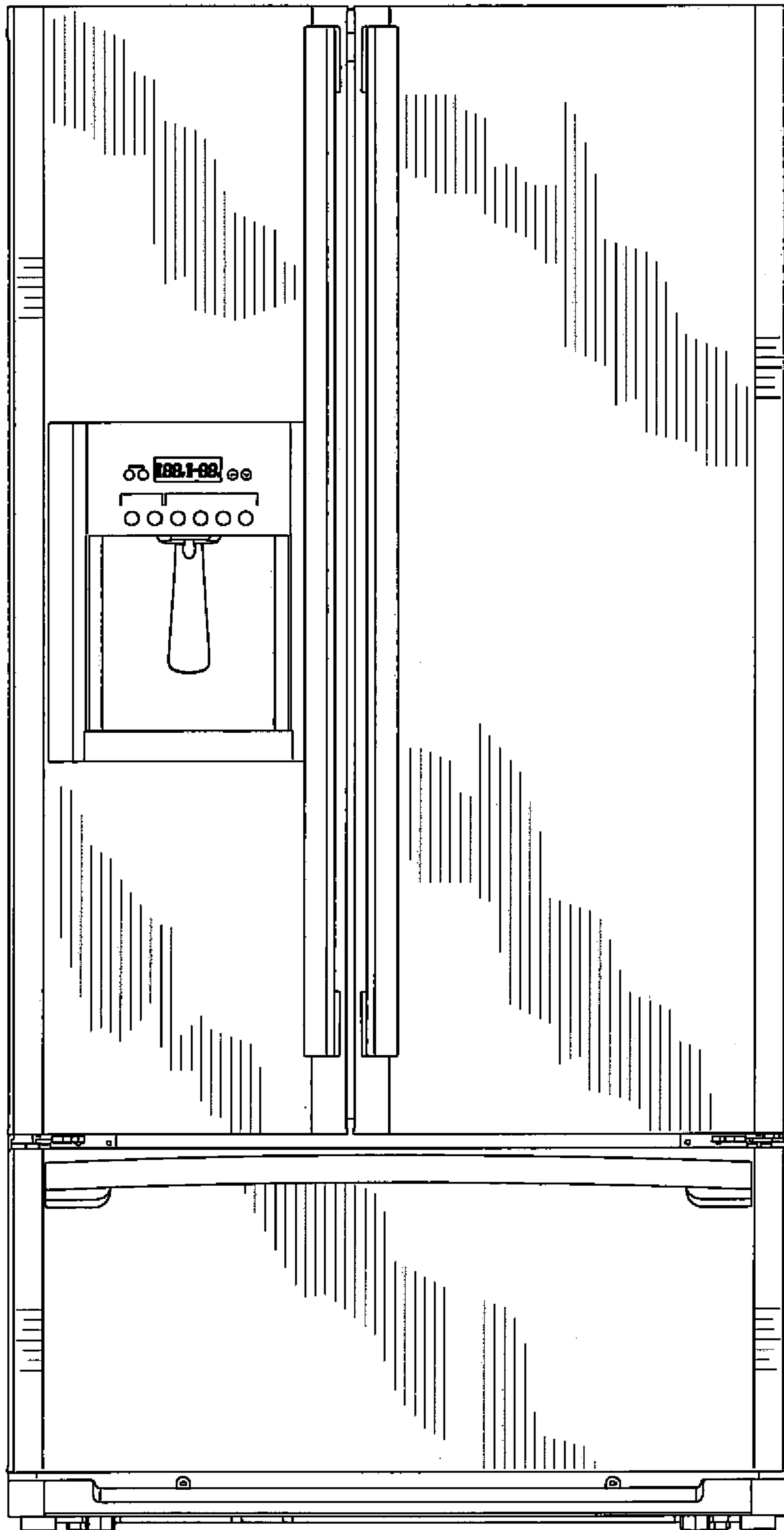


FIG. 2

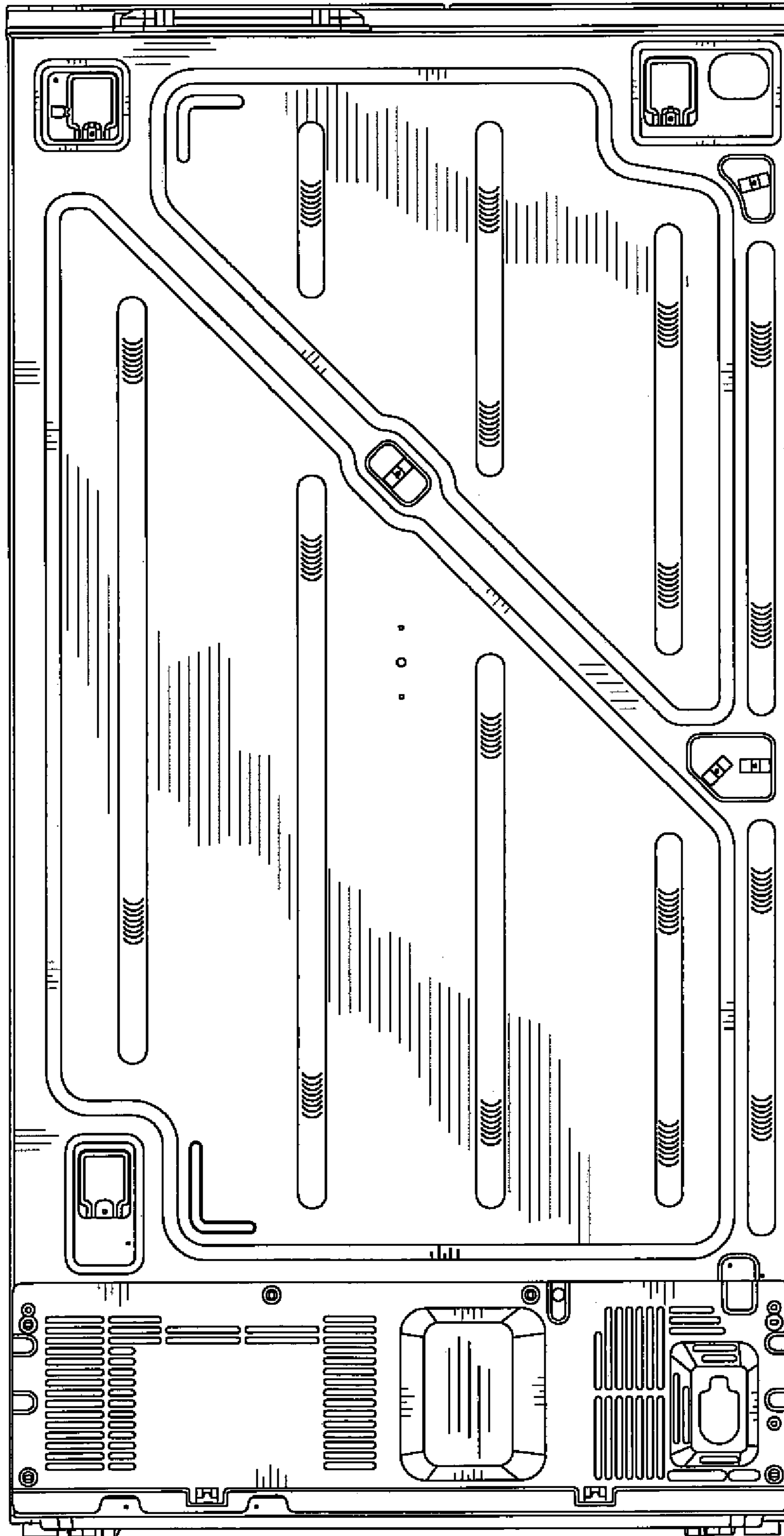


FIG. 3




FIG. 4




FIG. 5




FIG. 6

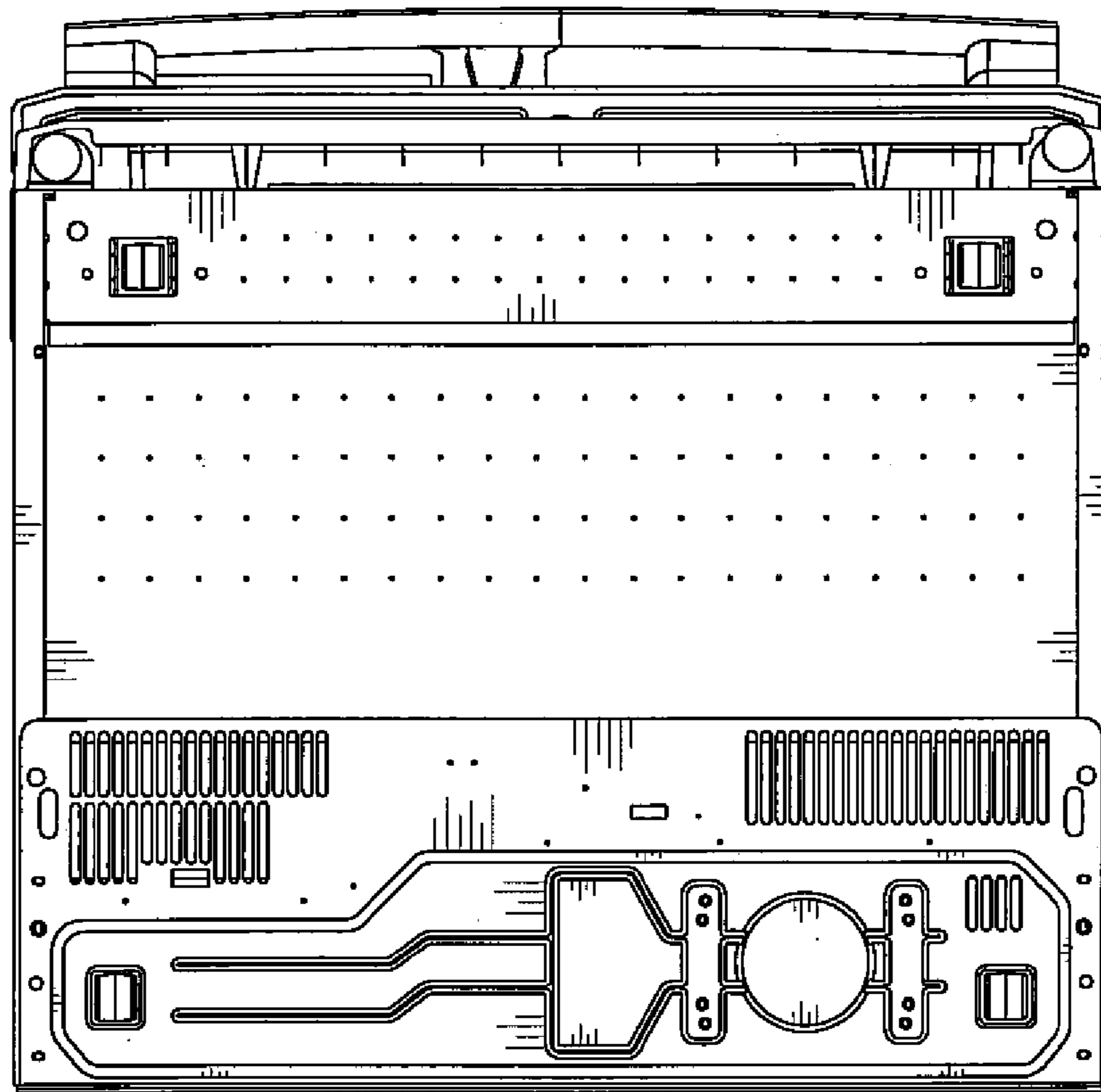


FIG. 7