



US00D556193S

(12) **United States Design Patent**  
**Laituri et al.**

(10) **Patent No.:** **US D556,193 S**

(45) **Date of Patent:** **\*\* Nov. 27, 2007**

(54) **DIGITAL PHOTOGRAPHY ALBUM**

*Primary Examiner*—Freda S Nunn

(75) Inventors: **David Laituri**, Wayland, MA (US);  
**James D. TerMeer**, Concord, NH (US)

(74) *Attorney, Agent, or Firm*—Nixon Peabody, LLP

(73) Assignee: **Brookstone Purchasing, Inc.**,  
Merrimack, NH (US)

(57) **CLAIM**

We claim the ornamental design for a digital photography album, as shown and described.

(\*\*) Term: **14 Years**

(21) Appl. No.: **29/245,421**

**DESCRIPTION**

(22) Filed: **Dec. 22, 2005**

(51) **LOC (8) Cl.** ..... **14-02**

(52) **U.S. Cl.** ..... **D14/345**

(58) **Field of Classification Search** ..... D14/341–346,  
D14/371–375, 336; D19/29, 59, 60; 345/104,  
345/156, 168, 173; 434/307 R, 308, 309,  
434/317; 178/18.03; 349/12; 361/680–686;  
281/22

See application file for complete search history.

FIG. 1 is a perspective view of the present invention with a cover in an open position, including features shown in phantom lines that are not part of the claimed design.

FIG. 2 is a perspective view of the present invention with the cover in a closed position, including features shown in phantom lines that are not part of the claimed design.

FIG. 3 is a top plan view of the present invention, with the cover in the open position, including features shown in phantom lines that are not part of the claimed design.

FIG. 4 is a top plan view of the present invention, with the cover in the closed position, including features shown in phantom lines that are not part of the claimed design.

FIG. 5 is bottom plan view of the present invention, with the cover in the closed position, including features shown in phantom lines that are not part of the claimed design.

FIG. 6 is a right-side elevation view of the present invention, including features shown in phantom lines that are not part of the claimed design; and,

FIG. 7 is a left-side elevation view of the present invention, including features shown in phantom lines that are not part of the claimed design.

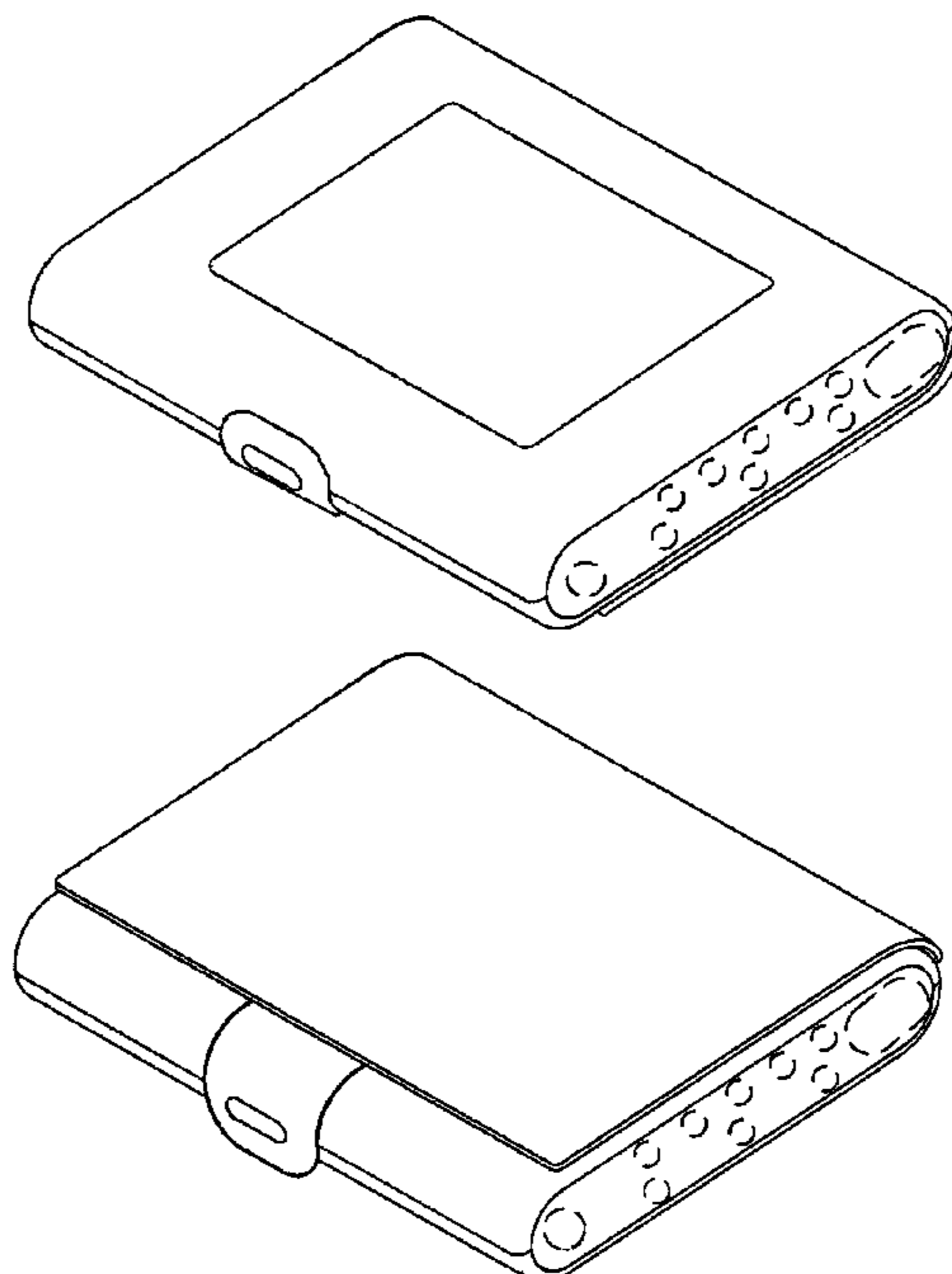
(56) **References Cited**

U.S. PATENT DOCUMENTS

|                |         |                 |       |         |
|----------------|---------|-----------------|-------|---------|
| D326,446 S *   | 5/1992  | Wong            | ..... | D14/345 |
| D361,552 S *   | 8/1995  | Iino            | ..... | D14/341 |
| 5,520,544 A *  | 5/1996  | Manico et al.   | ..... | 434/317 |
| D399,526 S *   | 10/1998 | Brady           | ..... | D14/345 |
| D419,534 S *   | 1/2000  | Kemp            | ..... | D14/345 |
| D430,117 S *   | 8/2000  | Sachs et al.    | ..... | D14/345 |
| D446,809 S *   | 8/2001  | Parker          | ..... | D19/26  |
| D448,764 S *   | 10/2001 | Marsalka et al. | ..... | D14/345 |
| 6,513,836 B2 * | 2/2003  | Li              | ..... | 281/22  |
| D478,076 S *   | 8/2003  | Hong            | ..... | D14/345 |
| D490,808 S *   | 6/2004  | Khachikian      | ..... | D14/345 |

\* cited by examiner

**1 Claim, 6 Drawing Sheets**



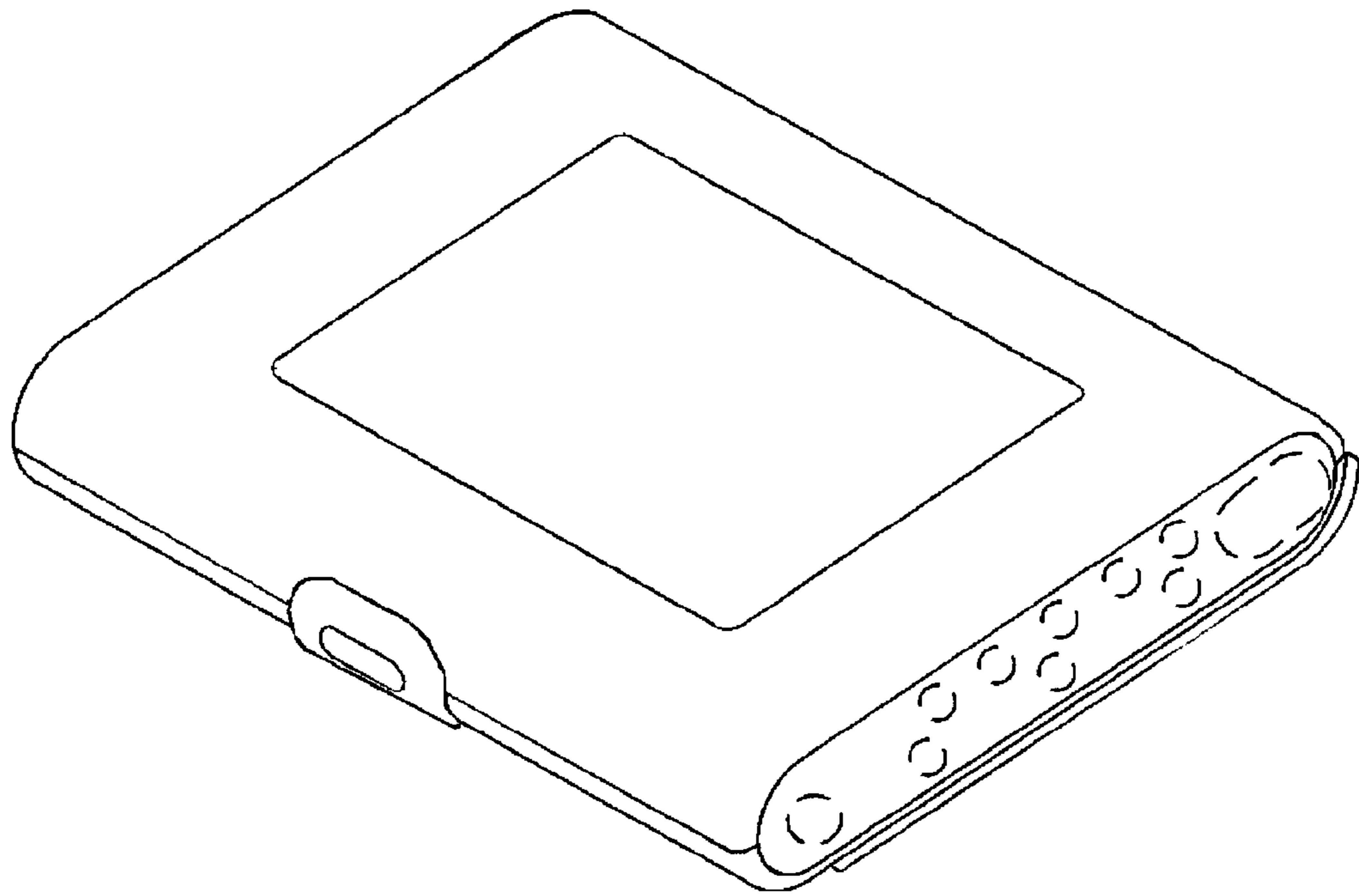


Figure 1

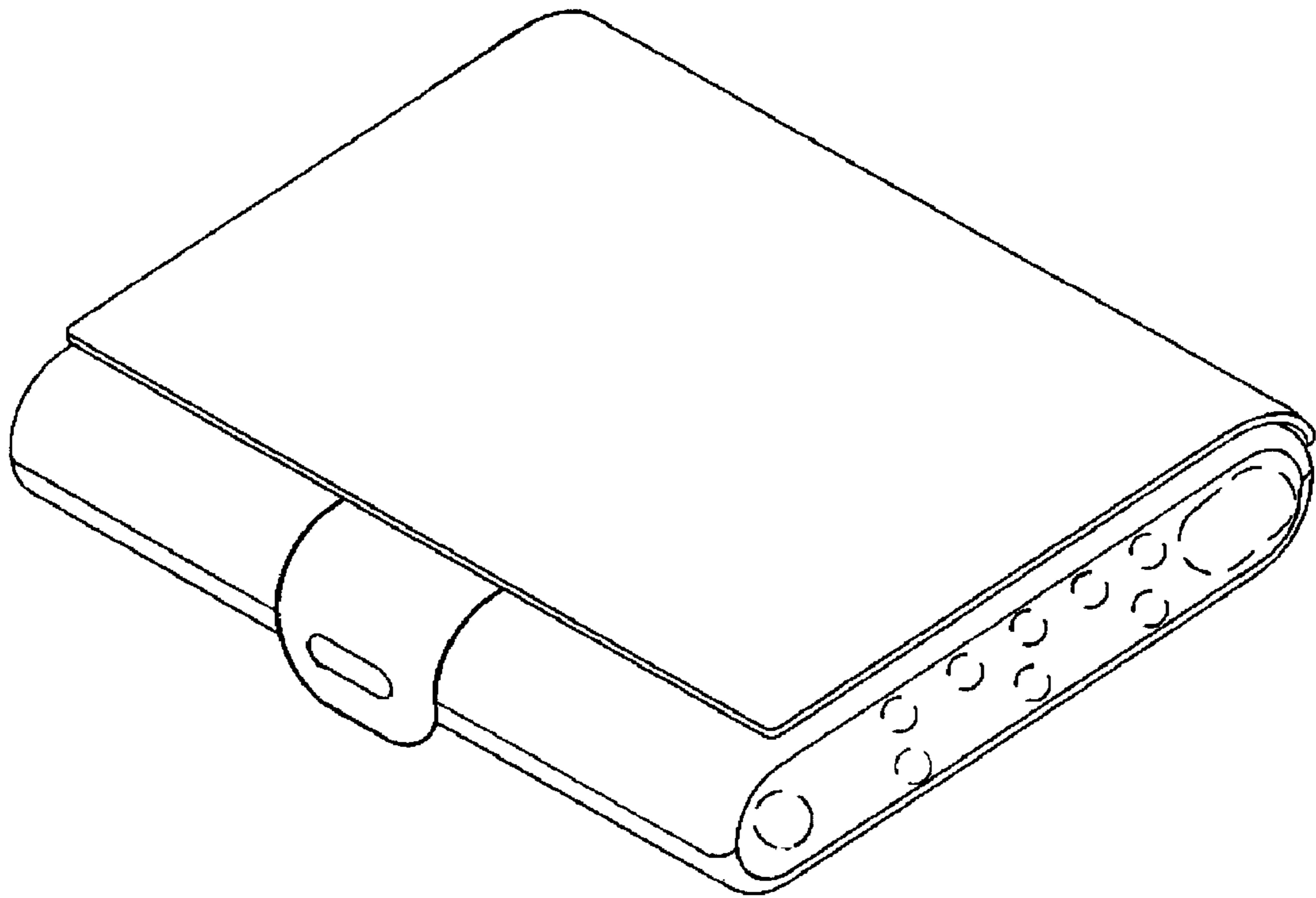


Figure 2




Figure 3

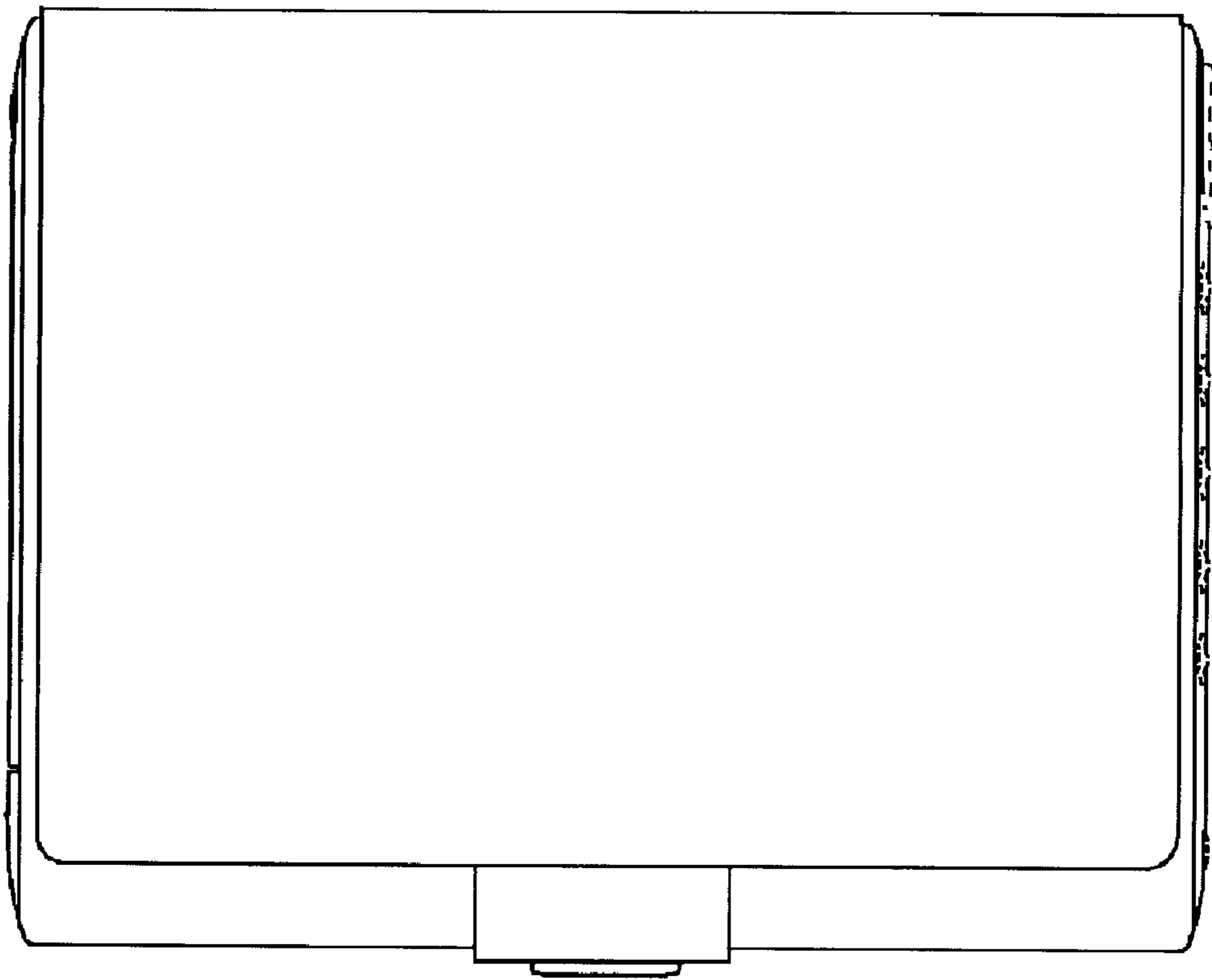


Figure 4

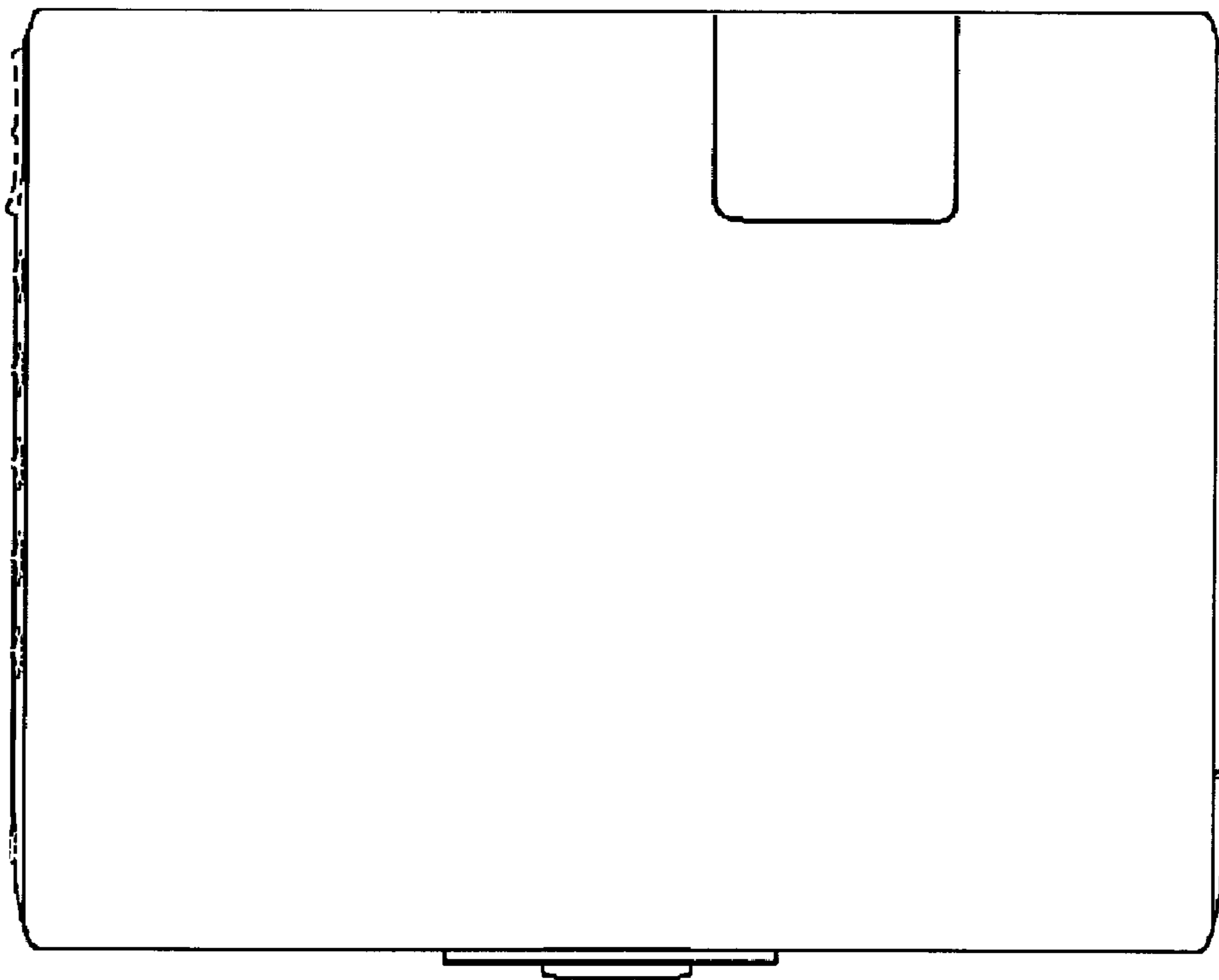


Figure 5

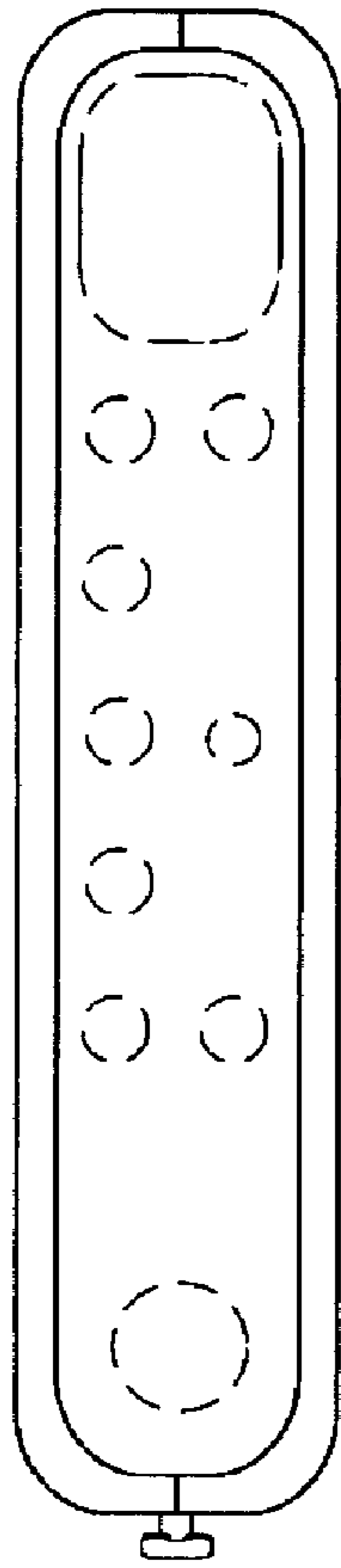


Figure 6

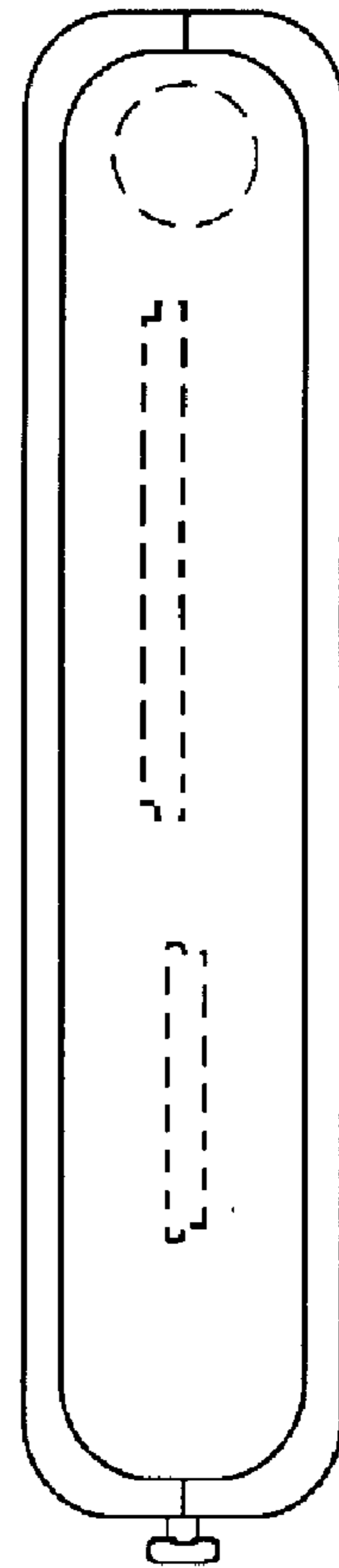


Figure 7