



US00D556178S

(12) **United States Design Patent**  
**Kim et al.**

(10) **Patent No.:** **US D556,178 S**

(45) **Date of Patent:** **\*\* Nov. 27, 2007**

(54) **PORTABLE PHONE**

(75) Inventors: **Young-Sae Kim**, Palo Alto, CA (US);  
**Chi-Young Ahn**, Seoul (KR);  
**Young-Ju Yeo**, Seoul (KR);  
**Chang-Hwan Hwang**, Goyang-Si (KR)

(73) Assignee: **Samsung Electronics Co., Ltd.**,  
Suwon-Si (KR)

(\*\*) Term: **14 Years**

(21) Appl. No.: **29/270,044**

(22) Filed: **Dec. 14, 2006**

(30) **Foreign Application Priority Data**

Jul. 25, 2006 (KR) ..... 30-2006-0031259

(51) **LOC (8) Cl.** ..... **14-03**

(52) **U.S. Cl.** ..... **D14/138**

(58) **Field of Classification Search** ..... D14/137,  
D14/138, 144, 147, 148, 247, 248, 341-347,  
D14/496; D21/329, 331, 333; 455/550.1-90.3  
See application file for complete search history.

(56) **References Cited**

**U.S. PATENT DOCUMENTS**

D495,695 S \* 9/2004 Yugaya ..... D14/346  
D502,703 S \* 3/2005 Tsujimoto et al. .... D14/346  
D503,164 S \* 3/2005 Park et al. .... D14/138  
2005/0255897 A1 \* 11/2005 Lee et al. .... 455/575.4

**OTHER PUBLICATIONS**

Nokia 6280, announced Jun. 2005 (online), retrieved Jun. 20, 2007 from Internet URL www.gsmarena.com.\*

Samsung D820, announced 4Q 2005 (online), retrieved Jun. 20, 2007 from Internet URL www.gsmarena.com.\*

Samsung E860, announced 4Q 2005 (online), retrieved Jun. 20, 2007 from Internet URL www.gsmarena.com.\*

\* cited by examiner

*Primary Examiner*—Terry A Wallace

(74) *Attorney, Agent, or Firm*—Staas & Halsey LLP

(57) **CLAIM**

The ornamental design for the portable phone, as shown and described.

**DESCRIPTION**

FIG. 1 is a perspective view of a portable phone;

FIG. 2 is a front view of the portable phone of FIG. 1;

FIG. 3 is a rear view of the portable phone of FIG. 1;

FIG. 4 is a left-side view of the portable phone of FIG. 1;

FIG. 5 is a right-side view of the portable phone of FIG. 1;

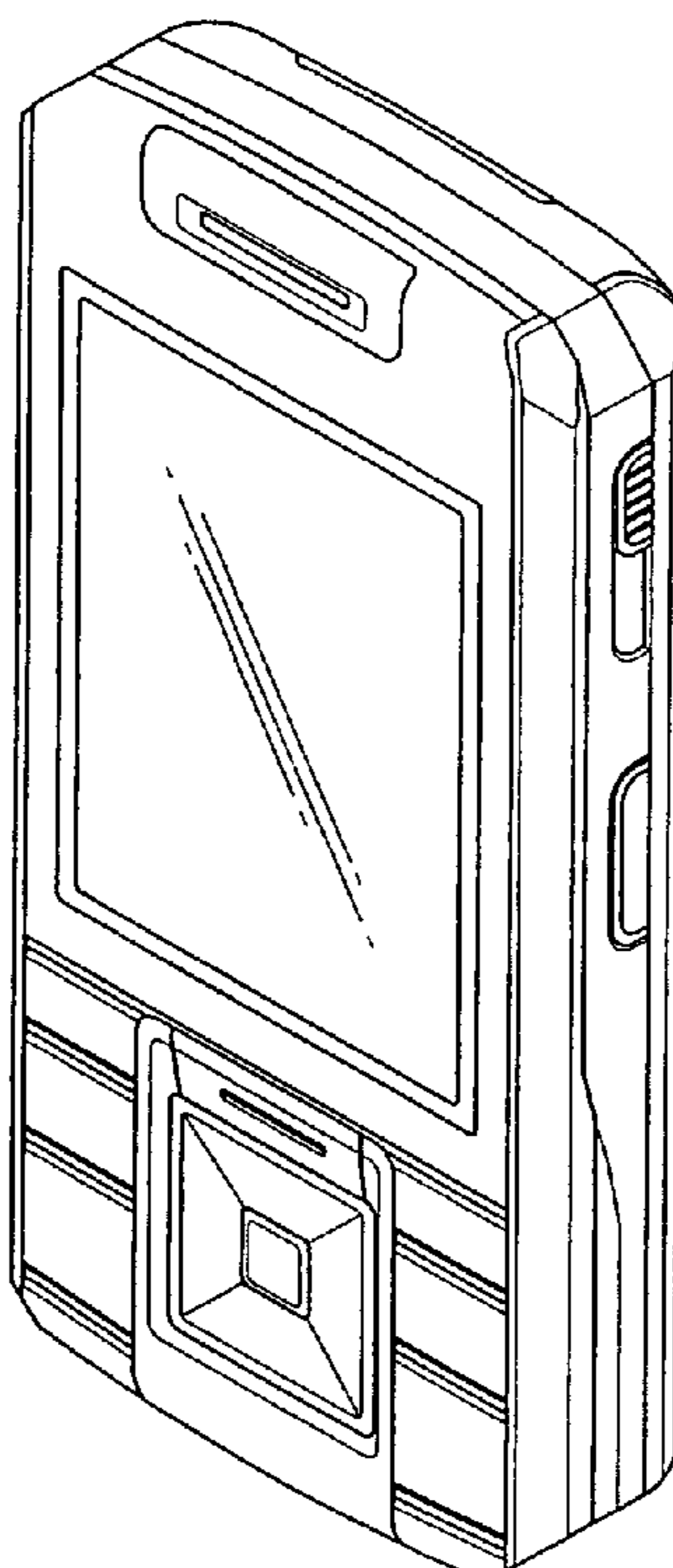
FIG. 6 is a top plan view of the portable phone of FIG. 1;

FIG. 7 is a bottom plan view of the portable phone of FIG. 1;

FIG. 8 is an open front view of the portable phone of FIG. 1; and,

FIG. 9 is an open side view of the portable phone of FIG. 1.

**1 Claim, 6 Drawing Sheets**



**FIG. 1**




FIG. 2




FIG. 3

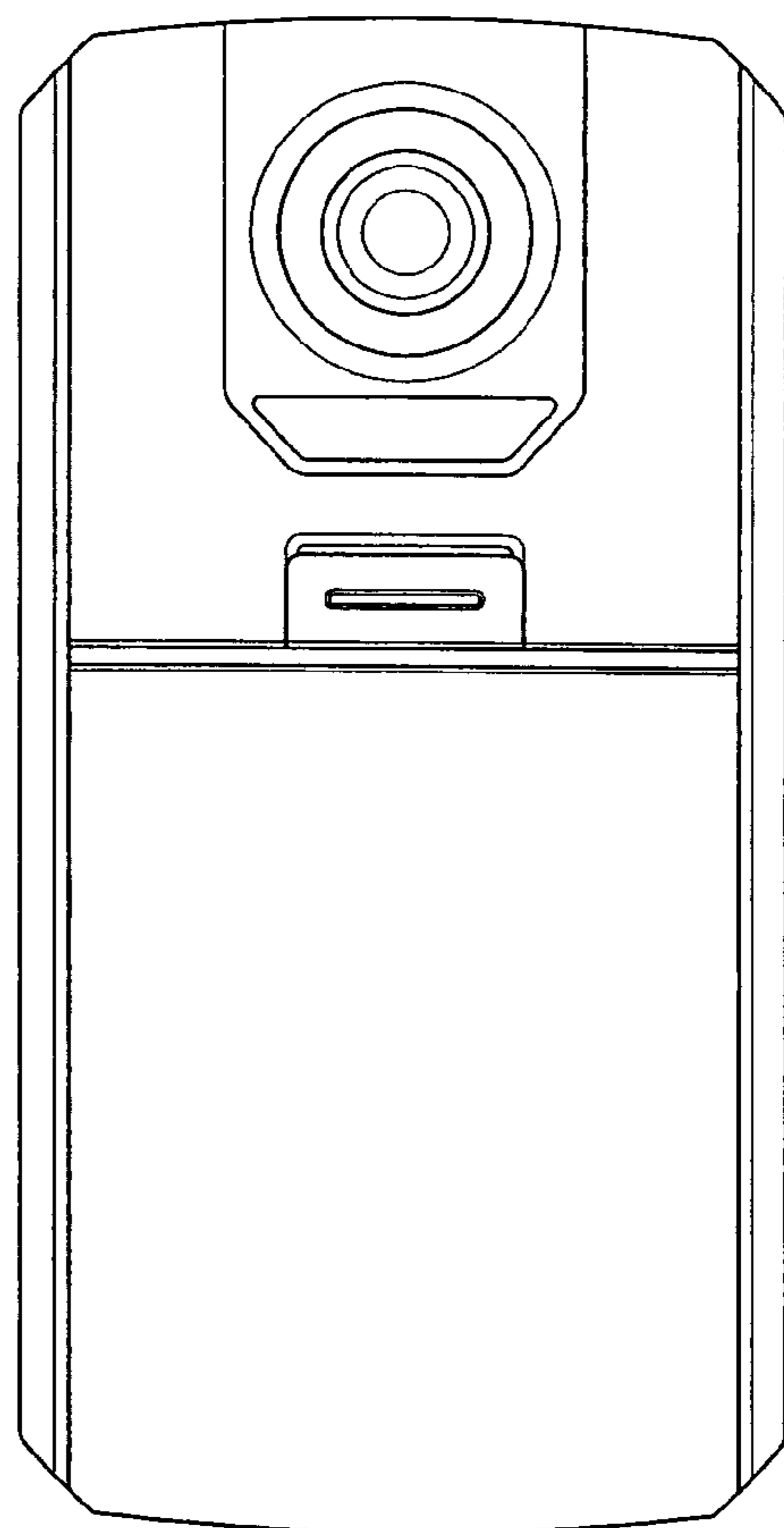


FIG. 4

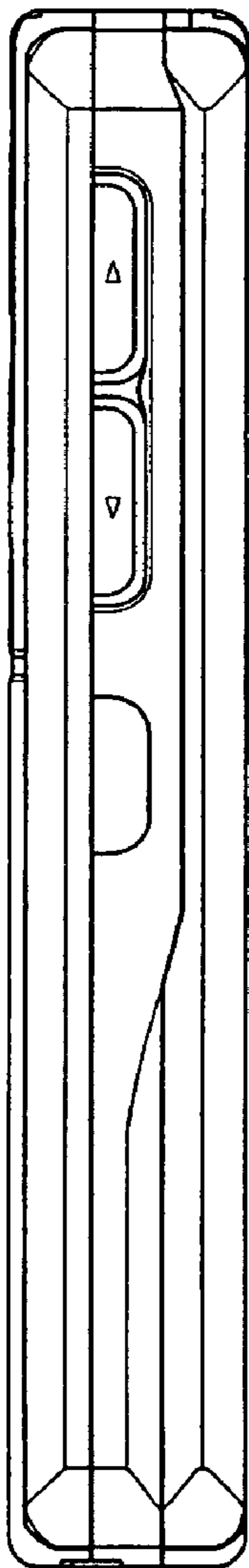
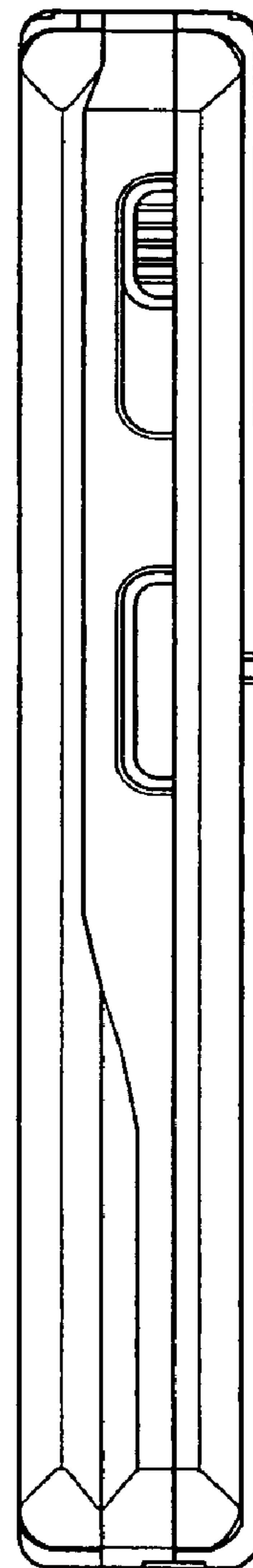




FIG. 5



**FIG. 6**



**FIG. 7**



**FIG. 8**




FIG. 9

