



US00D556177S

(12) **United States Design Patent** (10) **Patent No.:** **US D556,177 S**
Kim et al. (45) **Date of Patent:** **** Nov. 27, 2007**

(54) **PORTABLE PHONE**

(75) Inventors: **Young-Sae Kim**, Palo Alto, CA (US);
Chi-Young Ahn, Seoul (KR);
Young-Ju Yeo, Seoul (KR);
Chang-Hwan Hwang, Goyang-Si (KR)

(73) Assignee: **Samsung Electronics Co., Ltd.**,
Suwon-Si (KR)

(**) Term: **14 Years**

(21) Appl. No.: **29/270,041**

(22) Filed: **Dec. 14, 2006**

(30) **Foreign Application Priority Data**

Jul. 25, 2006 (KR) 30-2006-0031254

(51) **LOC (8) Cl.** **14-03**

(52) **U.S. Cl.** **D14/138**

(58) **Field of Classification Search** D14/137,
D14/138, 144, 147, 148, 247, 248, 341-347,
D14/496; D21/329, 331, 333; 455/550.1-90.3
See application file for complete search history.

(56) **References Cited**

U.S. PATENT DOCUMENTS

D495,695 S * 9/2004 Yugaya D14/346
D496,645 S * 9/2004 Yoo et al. D14/138
D502,932 S * 3/2005 Minamide D14/138
7,050,767 B2 * 5/2006 Hickey et al. 455/90.3
2004/0110529 A1 * 6/2004 Watanabe et al. 455/550.1
2005/0233708 A1 * 10/2005 Im et al. 455/90.3
2005/0245297 A1 * 11/2005 Lee et al. 455/575.4

OTHER PUBLICATIONS

Samsung D710, announced 1Q 2004, (online), retrieved Jun. 20, 2007 from Internet URL www.gsmarena.com.*
Philips 162, announced 1Q 2005 (online), retrieved Jun. 20, 2007 from Internet URL www.gsmarena.com.*

Samsung Z130, announced 1Q 2005 (online), retrieved Jun. 20, 2007 from Internet URL www.gsmarena.com.*

Nokia 6280, announced Jun. 2005 (online), retrieved Jun. 20, 2007 from Internet URL www.gsmarena.com.*

* cited by examiner

Primary Examiner—Terry A Wallace

(74) *Attorney, Agent, or Firm*—Staas & Halsey LLP

(57) **CLAIM**

The ornamental design for the portable phone, as shown and described.

DESCRIPTION

FIG. 1 is a perspective view of a portable phone;

FIG. 2 is a front view of the portable phone of FIG. 1;

FIG. 3 is a rear view of the portable phone of FIG. 1;

FIG. 4 is a left-side view of the portable phone of FIG. 1;

FIG. 5 is a right-side view of the portable phone of FIG. 1;

FIG. 6 is a top plan view of the portable phone of FIG. 1;

FIG. 7 is a bottom plan view of the portable phone of FIG. 1;

FIG. 8 is an open front view thereof showing a rotated portion and displaying a supplementary keypad of FIG. 1;

FIG. 9 is an open side view thereof showing a rotated portion and displaying a supplementary keypad of FIG. 1;

FIG. 10 is a side view thereof showing the supplementary keypad slid downwards, with the hinge part of the bottom main part rotated to the rear to allow the phone of FIG. 1 to serve as a holder; and,

FIG. 11 is a front view thereof showing supplementary keypad serving as a holder of FIG. 1.

1 Claim, 8 Drawing Sheets

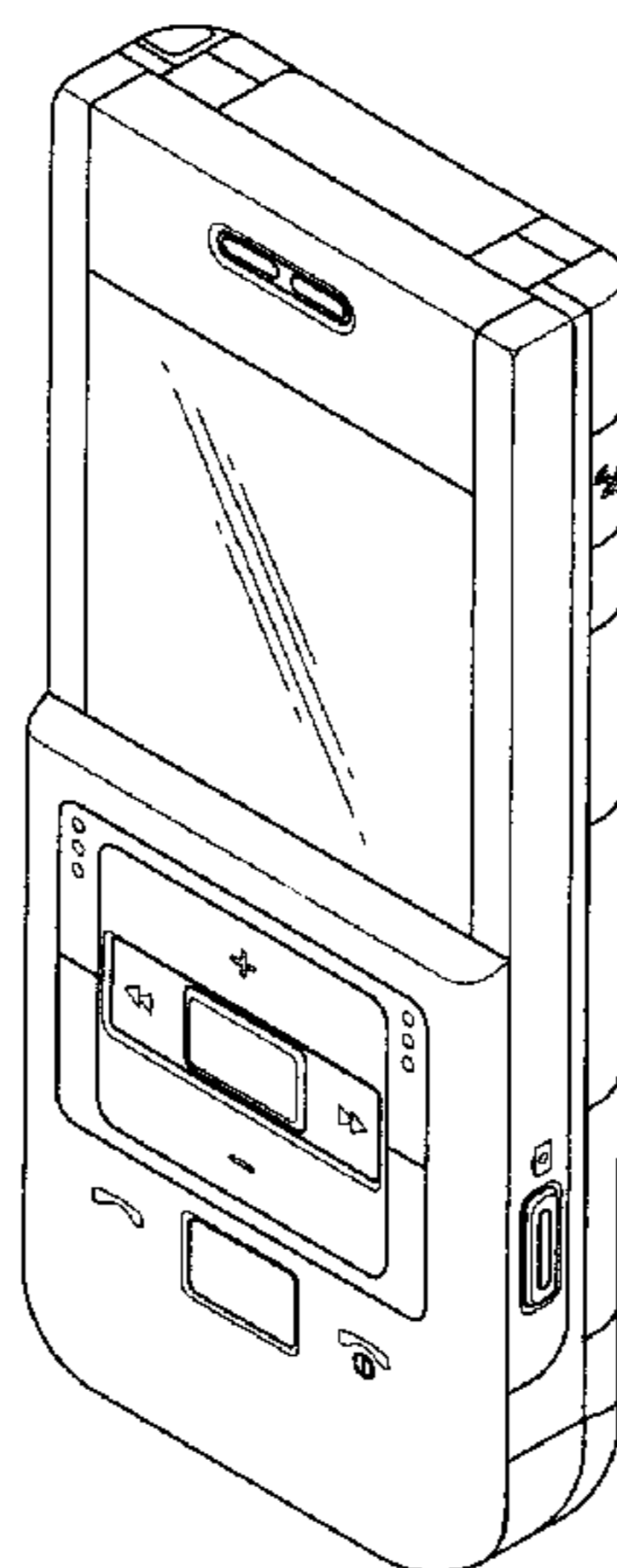


FIG. 1




FIG. 2

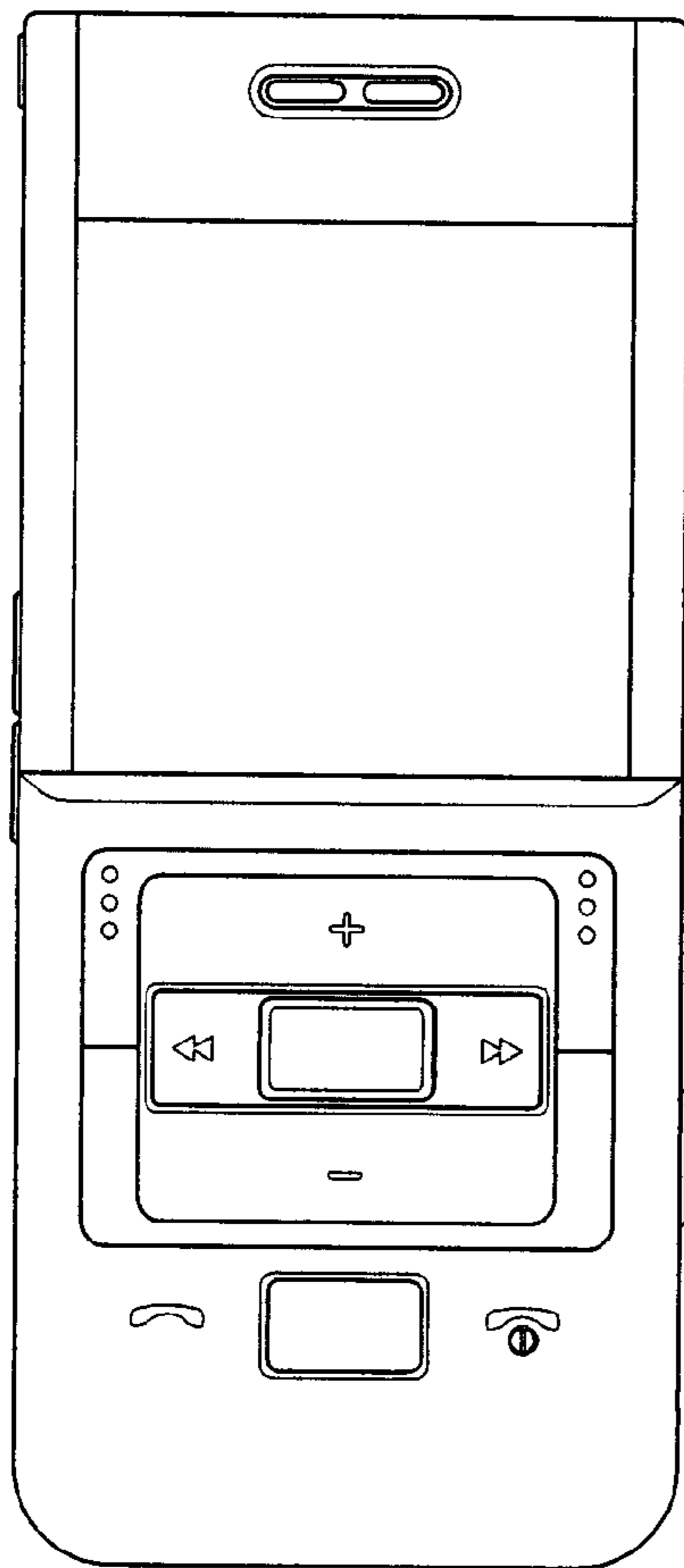


FIG. 3




FIG. 4

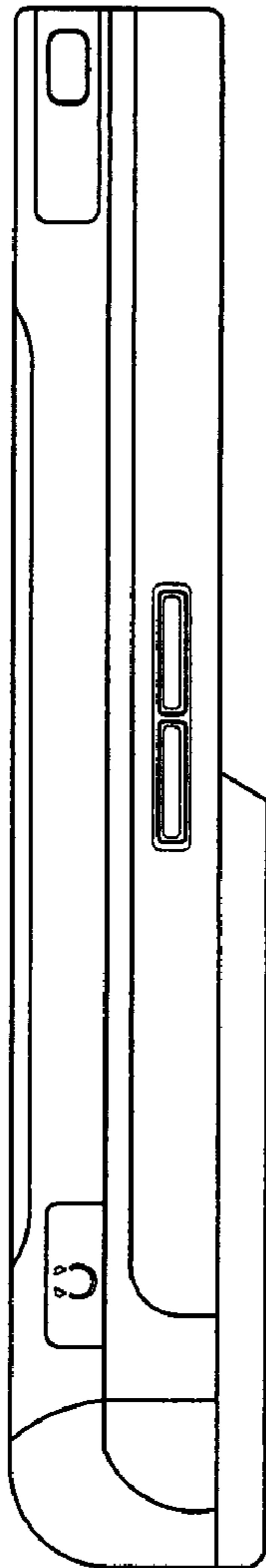


FIG. 5

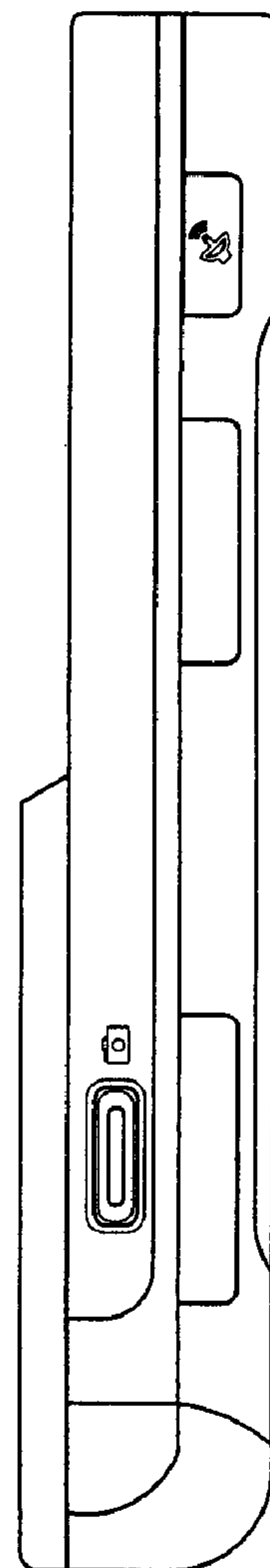


FIG. 6




FIG. 7

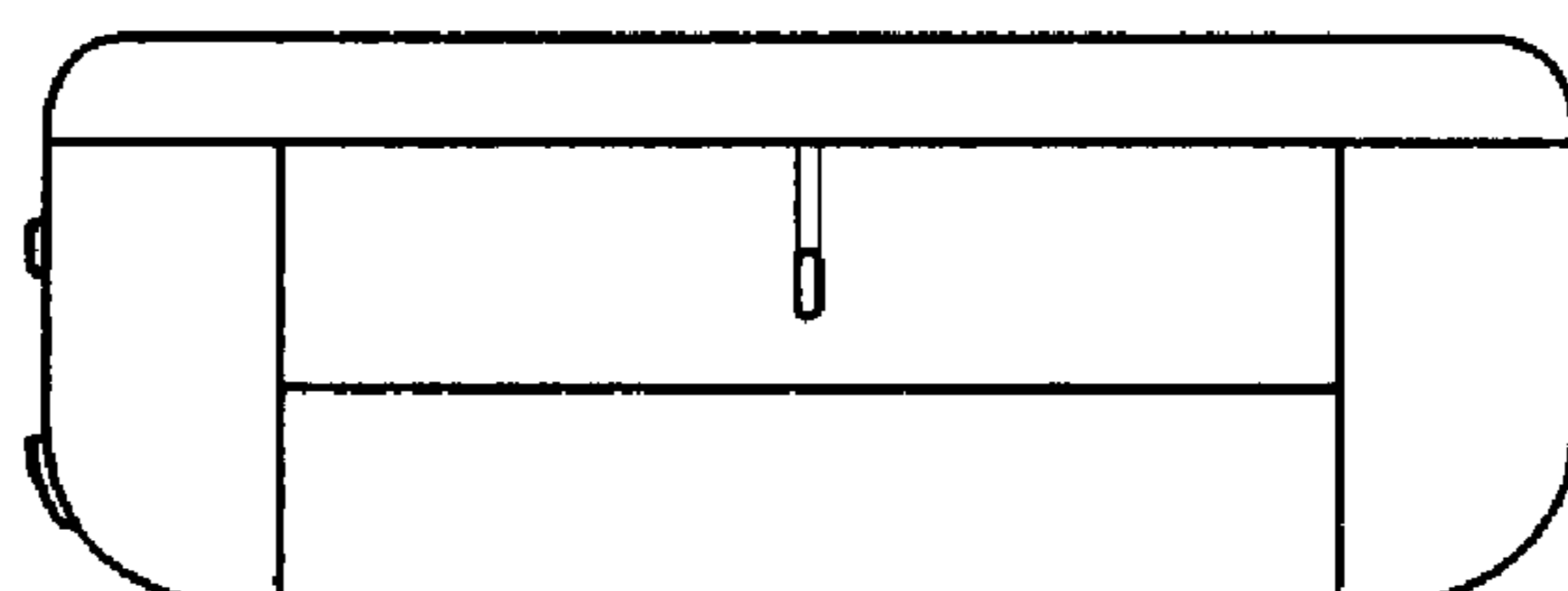


FIG. 8

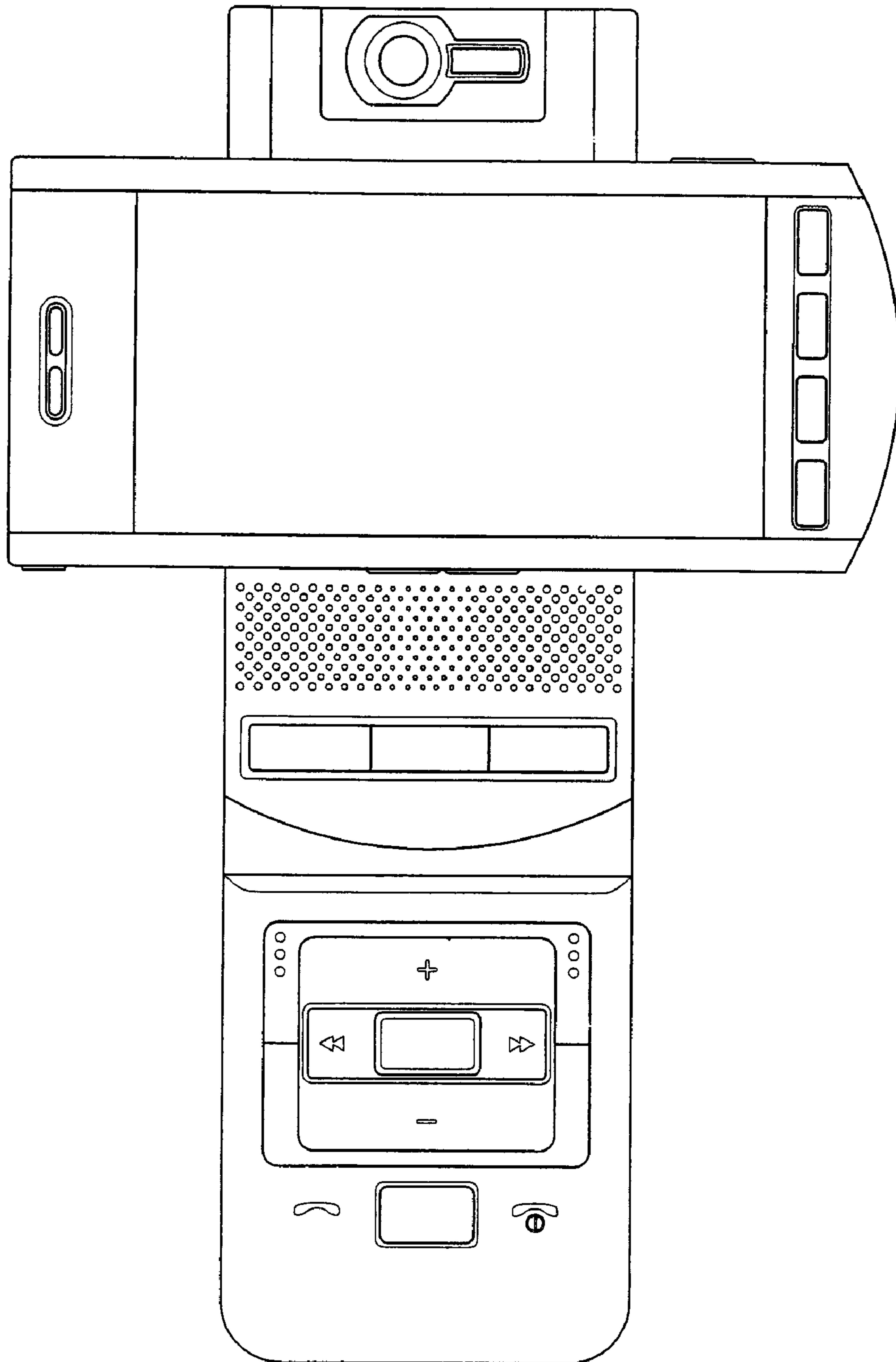


FIG. 9

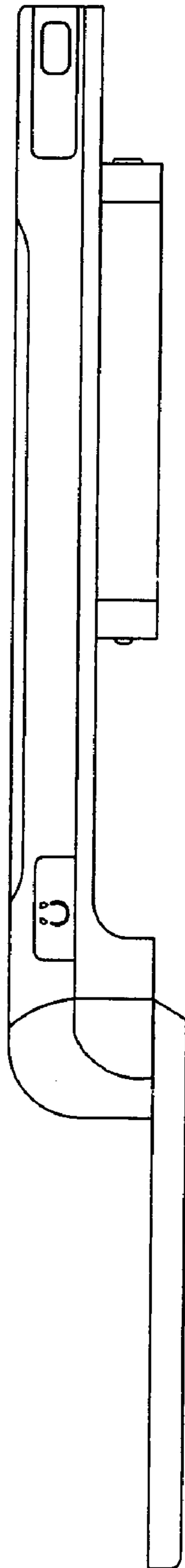


FIG. 10

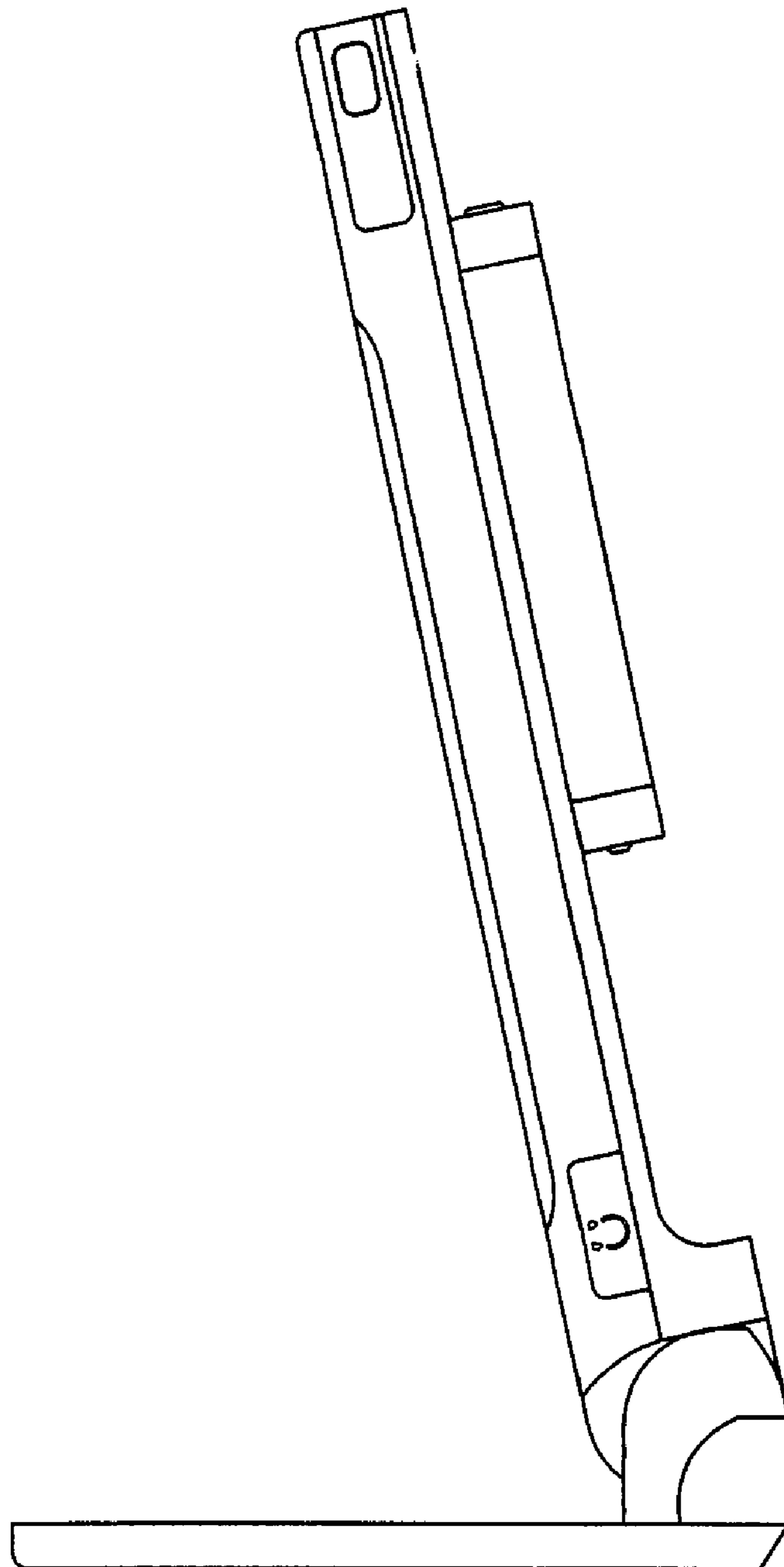


FIG. 11

