



US00D556172S

(12) **United States Design Patent**
Jung et al.

(10) **Patent No.:** **US D556,172 S**

(45) **Date of Patent:** **** Nov. 27, 2007**

(54) **MOBILE PHONE**

(75) Inventors: **Jong-Bo Jung**, Seoul (KR); **Jin-Man Chung**, Goyang-si (KR); **Beom-Ku Han**, Seoul (KR); **Chang-Soo Lee**, Incheon (KR)

(73) Assignee: **Samsung Electronics Co., Ltd.**, Suwon-Si (KR)

(**) Term: **14 Years**

(21) Appl. No.: **29/267,764**

(22) Filed: **Oct. 23, 2006**

(30) **Foreign Application Priority Data**

Aug. 18, 2006 (KR) 30-2006-0034028

(51) **LOC (8) Cl.** **14-03**

(52) **U.S. Cl.** **D14/138**

(58) **Field of Classification Search** D14/137-138, D14/147-148, 156, 218, 247-248, 341-347, D14/496; D16/208; D21/329, 331, 333, D21/517; 348/14.01-14.02; 361/814; 379/433.01-433.13; 455/556.1-556.2, 575.1, 455/575.3, 575.4, 566, 90.3

See application file for complete search history.

(56) **References Cited**

U.S. PATENT DOCUMENTS

- D508,029 S * 8/2005 Lee D14/138
- D513,011 S * 12/2005 Johnson D14/496
- D515,528 S * 2/2006 Miyazawa et al. D14/138
- D515,541 S * 2/2006 Jensfelt D14/138
- D531,155 S * 10/2006 Ahn et al. D14/138
- D532,425 S * 11/2006 Kim D14/496
- D533,565 S * 12/2006 Kim D14/496
- D535,274 S * 1/2007 Lee D14/138

- D538,773 S * 3/2007 Joung D14/138
- D539,815 S * 4/2007 Lai et al. D14/496
- D540,773 S * 4/2007 Meng et al. D14/138
- D541,812 S * 5/2007 Wang D14/496
- 2005/0221874 A1* 10/2005 Cho et al. 455/575.4

FOREIGN PATENT DOCUMENTS

WO DM/068214 * 10/2006

OTHER PUBLICATIONS

“Asus V80”, 2 pp including photos, [online], <URL:http://www.gsmarena.com/asus_v80-1728.php>, announced Jul. 2006, retrieved May 10, 2007.*

“Samsung P310”, 2 pp including photos, [online], <URL:http://www.gsmarena.com/samsung_p310-1682.php>, announced Sep. 2006, retrieved May 10, 2007.*

* cited by examiner

Primary Examiner—Ian Simmons

Assistant Examiner—Carla Jobe Wright

(74) *Attorney, Agent, or Firm*—Staas & Halsey LLP

(57) **CLAIM**

The ornamental design for a mobile phone, as shown and described.

DESCRIPTION

FIG. 1 is a perspective view of a mobile phone showing our new design;

FIG. 2 is a front view of the mobile phone of FIG. 1;

FIG. 3 is a rear view of the mobile phone of FIG. 1;

FIG. 4 is a left-side view of the mobile phone of FIG. 1;

FIG. 5 is a right-side view of the mobile phone of FIG. 1;

FIG. 6 is a top plan view of the mobile phone of FIG. 1; and,

FIG. 7 is a bottom plan view of the mobile phone of FIG. 1.

1 Claim, 4 Drawing Sheets

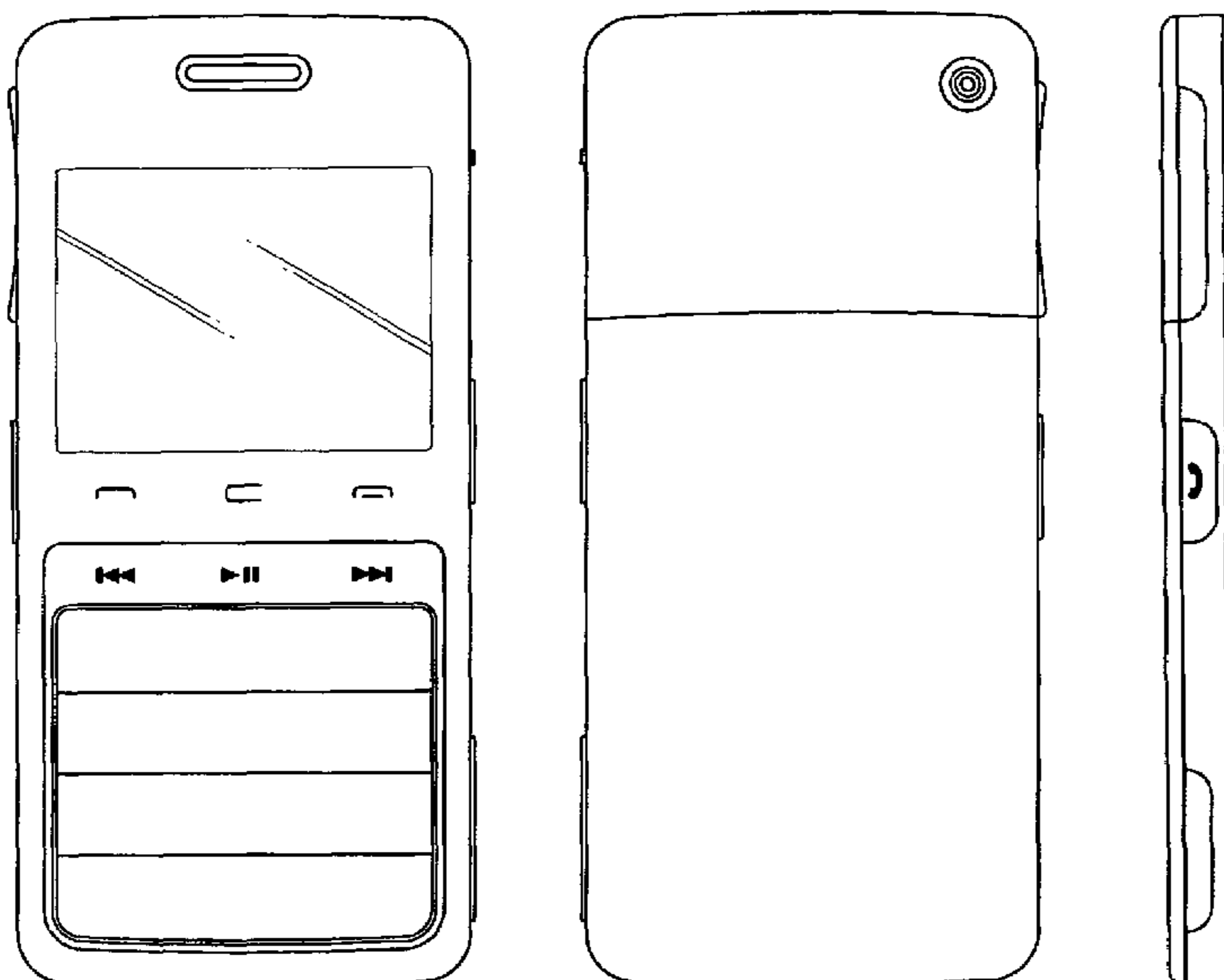


FIG. 1




FIG. 2

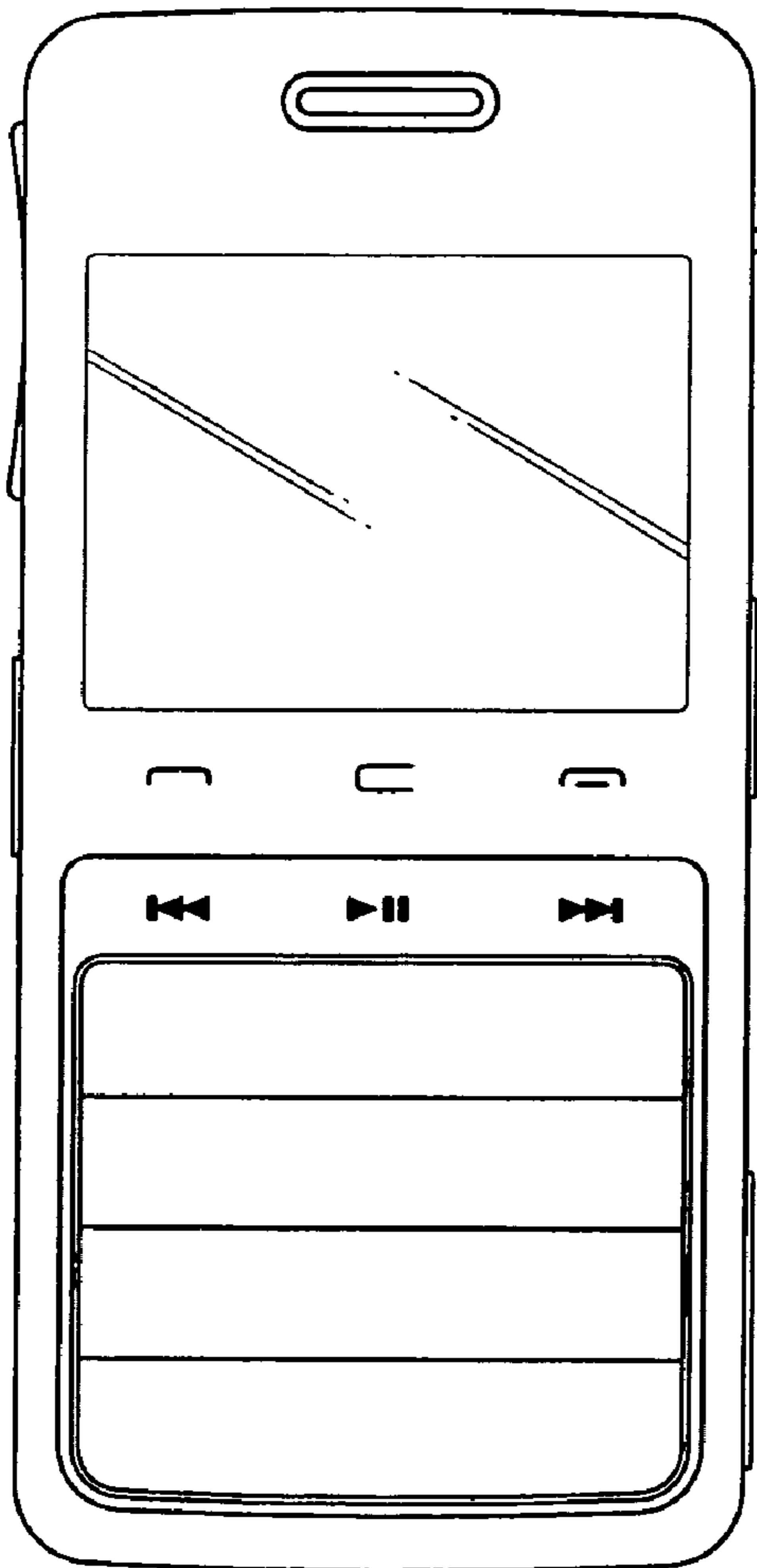


FIG. 3




FIG. 4



FIG. 5

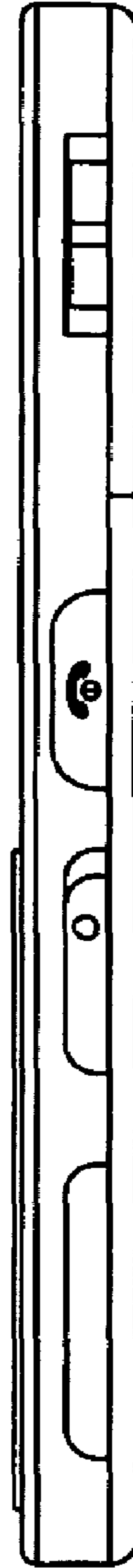


FIG. 6




FIG. 7

