



US00D556154S

(12) **United States Design Patent**  
**Poulet et al.**

(10) **Patent No.:** **US D556,154 S**

(45) **Date of Patent:** **\*\* Nov. 27, 2007**

(54) **REMOTE CONTROL**

(75) Inventors: **Olivier Poulet**, Burdignin (FR);  
**Matthieu Bonnaud**, Cluses (FR)

(73) Assignee: **Somfy SAS**, Cluses (FR)

(\*\*) Term: **14 Years**

(21) Appl. No.: **29/244,564**

(22) Filed: **Dec. 12, 2005**

(30) **Foreign Application Priority Data**

Jun. 28, 2005 (EM) ..... 000363452

(51) **LOC (8) Cl.** ..... **13-03**

(52) **U.S. Cl.** ..... **D13/168**

(58) **Field of Classification Search** ..... D13/168;  
D10/104, 106; D14/138, 218, 247; 340/825.22,  
340/825.24, 825.25, 825.31, 825.36, 825.69,  
340/825.72; 341/20, 23, 34, 176; 345/156,  
345/169; 348/734; 455/92, 95, 100, 128,  
455/151.1-151.4, 325-355; 463/39, 42;  
700/17, 19, 20, 65, 83, 275

See application file for complete search history.

(56) **References Cited**

**U.S. PATENT DOCUMENTS**

D306,853 S \* 3/1990 Mayo et al. .... D13/168  
D312,072 S \* 11/1990 Bergeron ..... D13/168  
D401,911 S \* 12/1998 Hwang ..... D13/168

D427,583 S \* 7/2000 Kazama ..... D14/218  
D451,076 S \* 11/2001 Sommer et al. .... D13/168  
6,680,673 B1 \* 1/2004 Wong ..... 340/825.69  
D491,542 S \* 6/2004 Chai et al. .... D14/138  
D517,023 S \* 3/2006 Kumagai ..... D13/168  
D531,585 S \* 11/2006 Weitgasser et al. .... D13/168  
D533,514 S \* 12/2006 Hidalgo ..... D13/168  
D537,058 S \* 2/2007 Chauhan et al. .... D14/138

\* cited by examiner

*Primary Examiner*—Selina Sikder

(74) *Attorney, Agent, or Firm*—Frommer Lawrence & Haug  
LLP; Ronald R. Santucci

(57) **CLAIM**

The ornamental design for a remote control, as shown and described.

**DESCRIPTION**

FIG. 1 is a perspective view of a remote control showing our new design

FIG. 2 is a front view thereof

FIG. 3 is a back view thereof

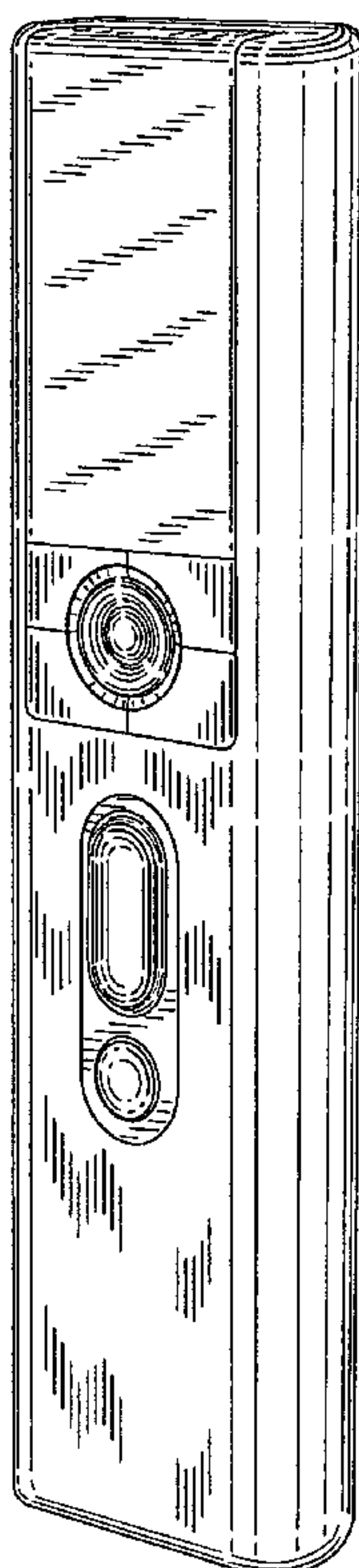
FIG. 4 is a right side view thereof

FIG. 5 is a left side view thereof

FIG. 6 is a bottom view of thereof; and,

FIG. 7 is a top view thereof.

**1 Claim, 3 Drawing Sheets**



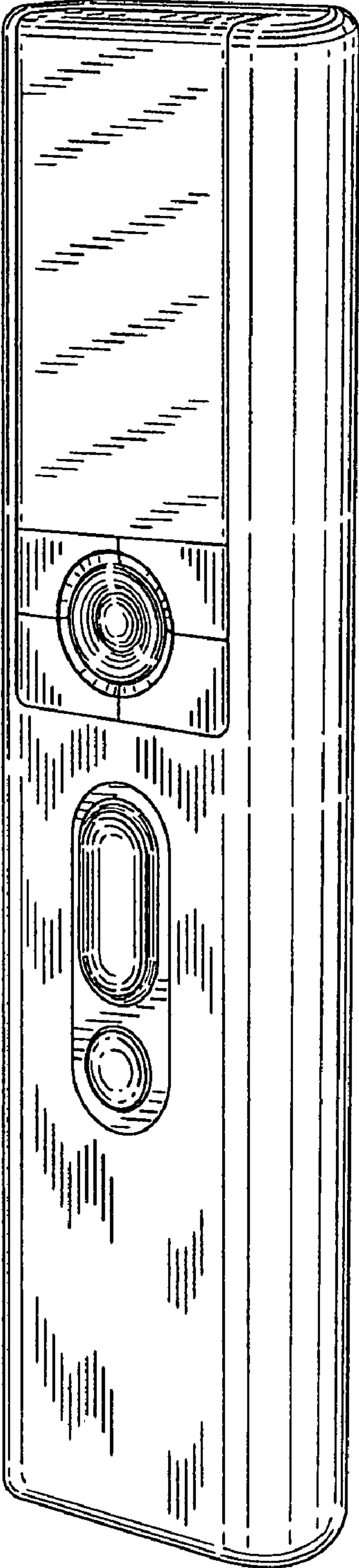


FIG. 1

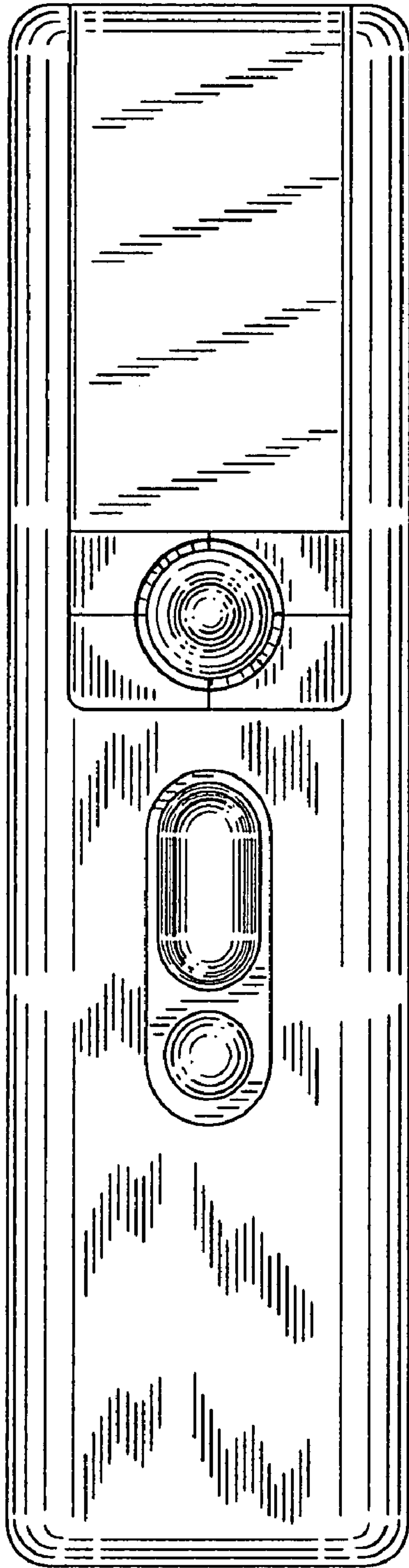


FIG. 2

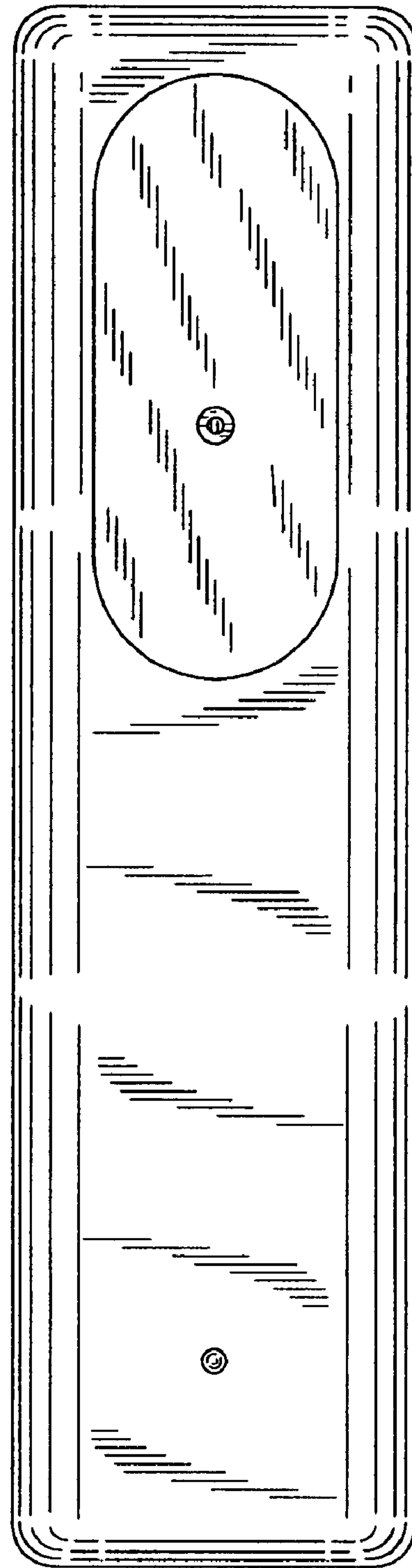


FIG. 3

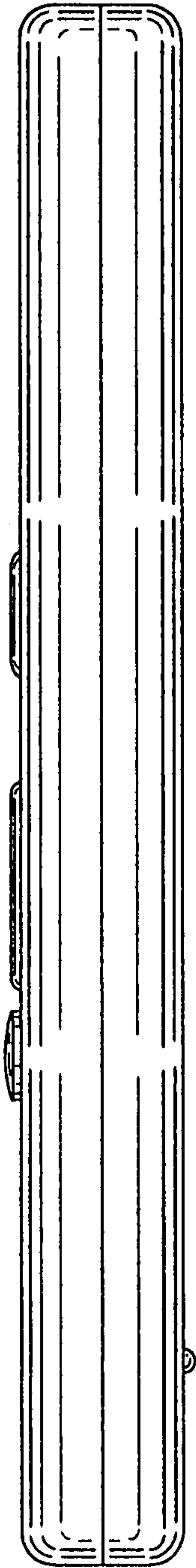


FIG. 4

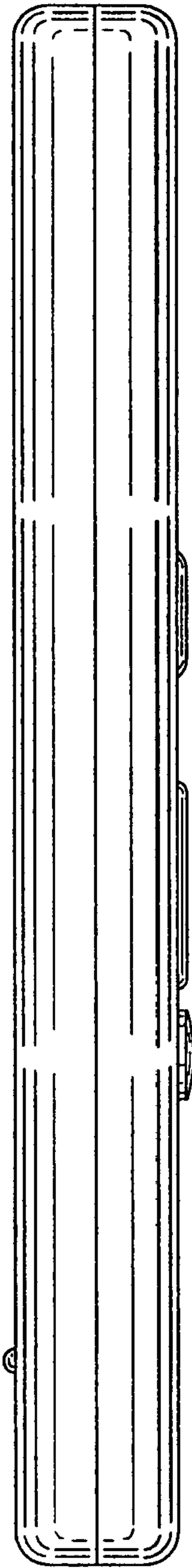


FIG. 5




FIG. 6




FIG. 7