



US00D556151S

(12) **United States Design Patent**  
**Jaszberenyi**

(10) **Patent No.:** **US D556,151 S**

(45) **Date of Patent:** **\*\* Nov. 27, 2007**

(54) **MULTI-PANEL CONTROLLER**

(75) Inventor: **Mark Jaszberenyi**, Budapest (HU)

(73) Assignee: **Autodesk Canada Co.**, Montreal, Quebec (CA)

(\*\*) Term: **14 Years**

(21) Appl. No.: **29/258,474**

(22) Filed: **Apr. 21, 2006**

(51) **LOC (8) Cl.** ..... **13-03**

(52) **U.S. Cl.** ..... **D13/164**

(58) **Field of Classification Search** ..... D13/158,  
D13/162, 163, 164, 177, 184; D14/127,  
D14/144, 217, 306; D15/138

See application file for complete search history.

(56) **References Cited**

**U.S. PATENT DOCUMENTS**

D272,903 S *	3/1984	Friedrich et al. ....	D13/163
D276,156 S *	10/1984	Goodin et al. ....	D14/144
D288,820 S *	3/1987	Couch et al. ....	D15/138
D310,659 S *	9/1990	Schott et al. ....	D13/163
D319,429 S *	8/1991	D'Aleo et al. ....	D13/162
D420,332 S *	2/2000	Lee et al. ....	D13/163
D435,833 S *	1/2001	Ito et al. ....	D13/164

D436,354 S *	1/2001	Kodimer .....	D14/306
D440,543 S *	4/2001	Kodimer .....	D14/127
D443,606 S *	6/2001	Ito et al. ....	D14/217

\* cited by examiner

*Primary Examiner*—Selina Sikder

*Assistant Examiner*—Thomas J Johannes

(74) *Attorney, Agent, or Firm*—Gates & Cooper LLP

(57) **CLAIM**

The ornamental design for the multi-panel controller, as shown and described.

**DESCRIPTION**

FIG. 1 is a perspective view taken from the front, top and right side of a multi-panel controller.

FIG. 2 is a top plan view of the multi-panel controller.

FIG. 3 is a front elevation view of the multi-panel controller.

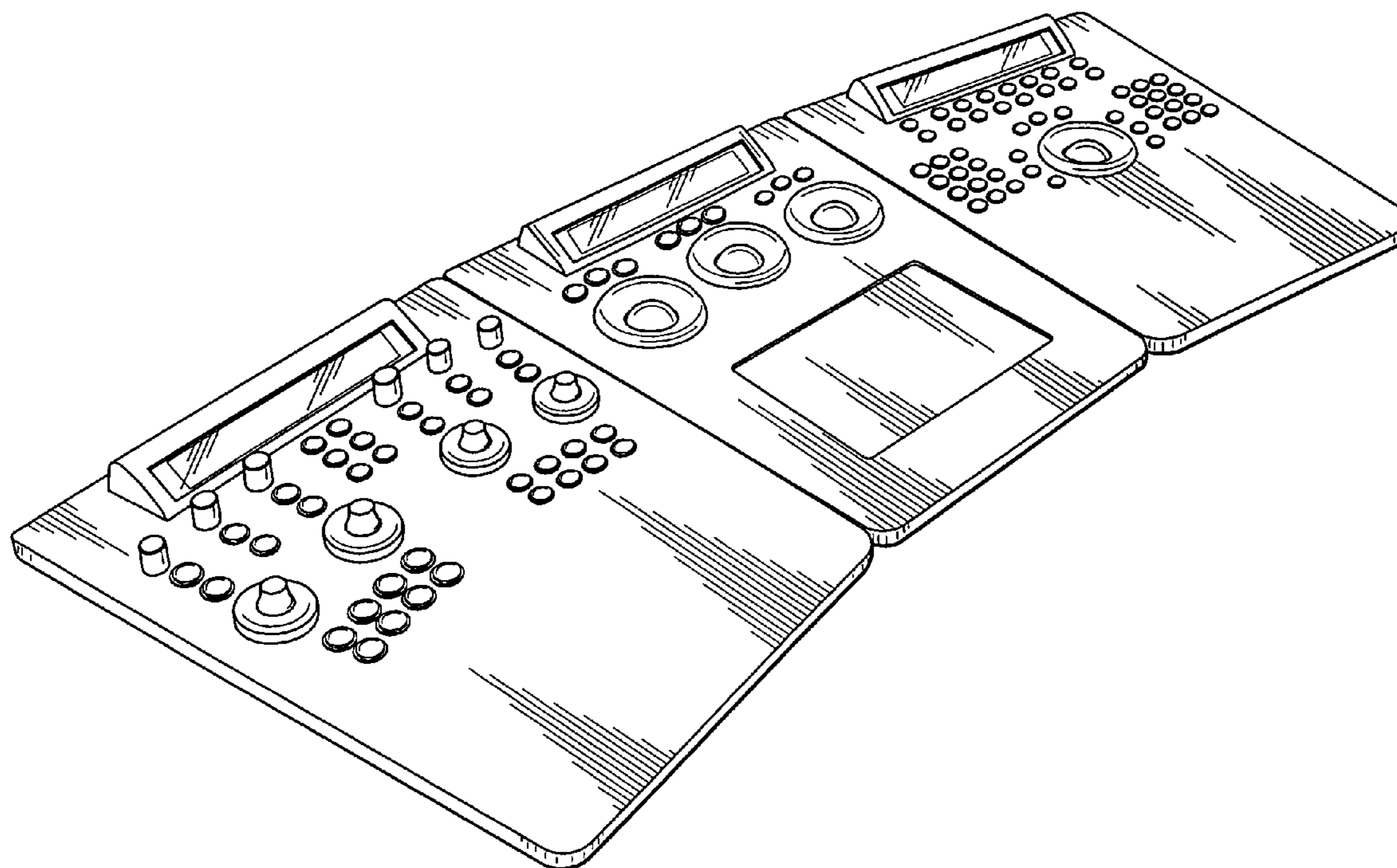
FIG. 4 is a bottom plan view of the multi-panel controller.

FIG. 5 is a rear elevation view of the multi-panel controller.

FIG. 6 is a left-side elevation view of the multi-panel controller; and,

FIG. 7 is a right-side elevation view of the multi-panel controller.

**1 Claim, 4 Drawing Sheets**



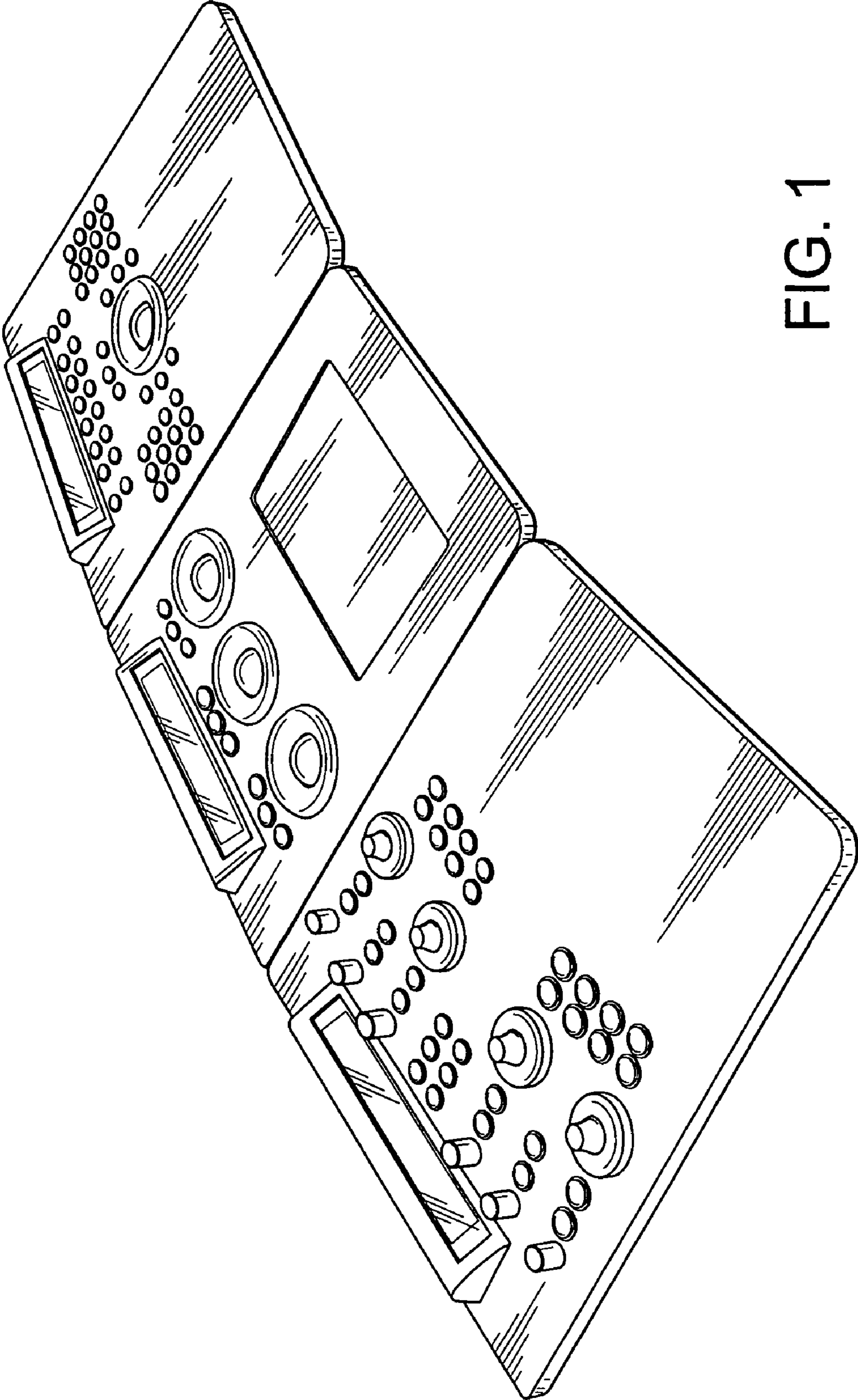


FIG. 1




FIG. 2

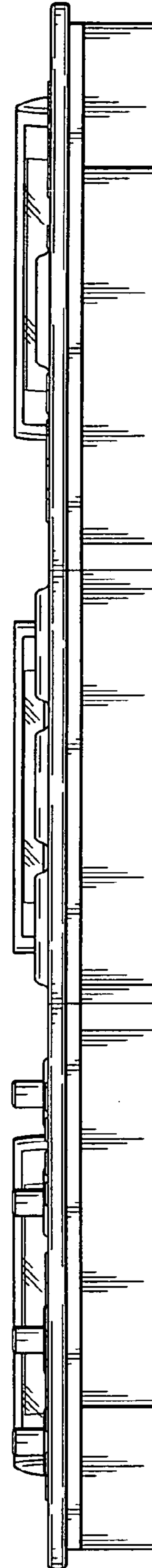


FIG. 3

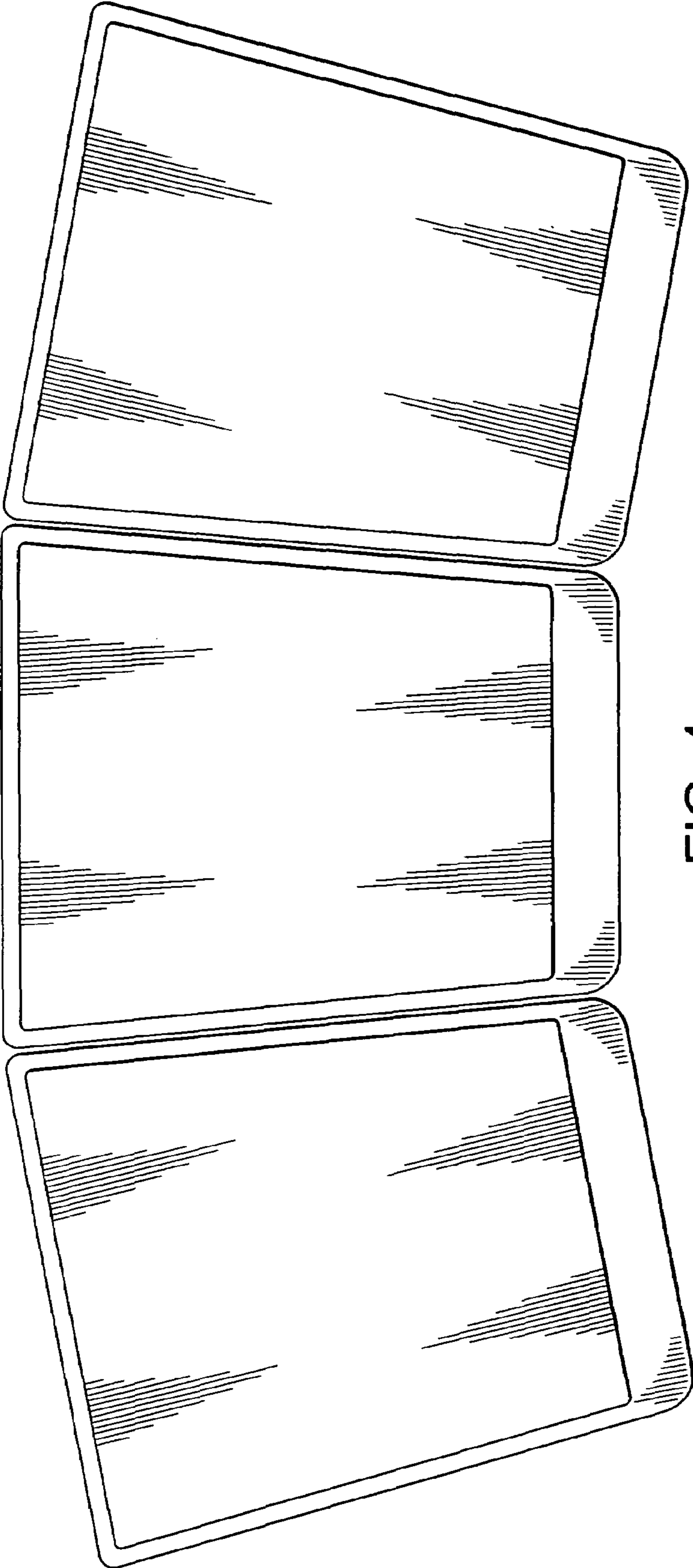


FIG. 4

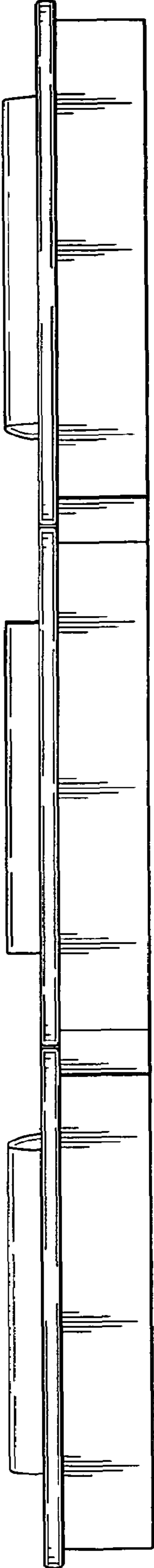


FIG. 5

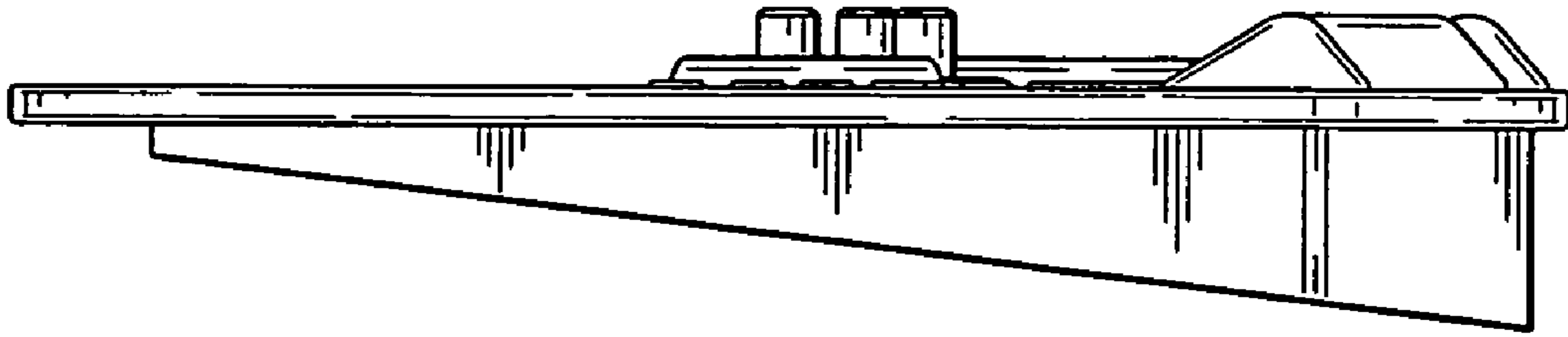


FIG. 6

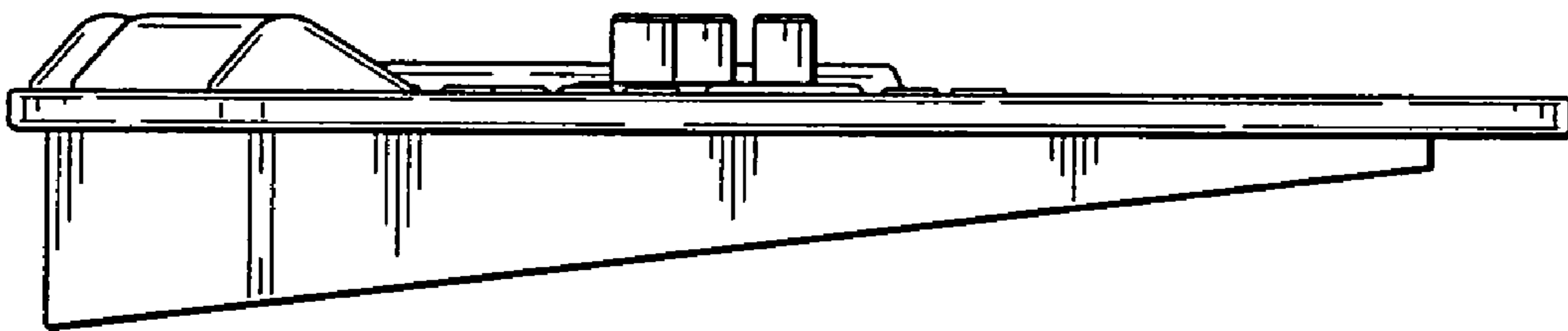


FIG. 7