



US00D556143S

(12) **United States Design Patent** (10) **Patent No.:** **US D556,143 S**  
**Ni** (45) **Date of Patent:** **\*\* Nov. 27, 2007**

(54) **WEATHERPROOF ENCLOSURE**

(75) Inventor: **LiDong Ni, Yueqing (CN)**

(73) Assignee: **Yueqing Huizhong Electric Co., Ltd., Zhe Jiang (CN)**

(\*\*) Term: **14 Years**

(21) Appl. No.: **29/252,172**

(22) Filed: **Jan. 18, 2006**

(51) **LOC (8) Cl.** ..... **13-03**

(52) **U.S. Cl.** ..... **D13/152**

(58) **Field of Classification Search** ..... D13/139.4, D13/152, 156, 184; 174/50, 53-55, 58, 60, 174/66, 67; 220/3.2, 3.3, 3.7-3.9, 241, 242, 220/244, 315; 439/135, 136, 138, 142, 367, 439/373, 535, 536, 537, 541, 892, 893  
See application file for complete search history.

(56) **References Cited**

**U.S. PATENT DOCUMENTS**

- 2,880,264 A \* 3/1959 Ruskin ..... 174/67
- 3,477,609 A \* 11/1969 Winkler, Jr. .... 220/784
- D342,233 S \* 12/1993 Berlin et al. .... D13/156
- D395,283 S \* 6/1998 Monaco et al. .... D13/156
- D400,507 S \* 11/1998 Monaco ..... D13/156
- D411,826 S \* 7/1999 Lamar et al. .... D13/139.6
- 6,007,353 A \* 12/1999 Webster ..... 439/142
- 6,140,572 A \* 10/2000 Book ..... 174/17 CT
- D499,330 S \* 12/2004 Peato ..... D8/383

- D529,447 S \* 10/2006 Greenfield ..... D13/156
- D531,961 S \* 11/2006 Greenfield ..... D13/156
- D532,380 S \* 11/2006 Castaldo et al. .... D13/152
- 2004/0195237 A1 \* 10/2004 Shotey et al. .... 220/3.2

\* cited by examiner

*Primary Examiner*—M. H. Tung

*Assistant Examiner*—Rosemary K. Tarcza

(74) *Attorney, Agent, or Firm*—Law Offices of S. J. Christine Yang

(57) **CLAIM**

The ornamental design for a weatherproof enclosure, as shown and described.

**DESCRIPTION**

FIG. 1 is an enlarged exploded left perspective view of the weatherproof enclosure showing my new design.

FIG. 2 is a front orthogonal view of the enclosure.

FIG. 3 is a top orthogonal view of the enclosure.

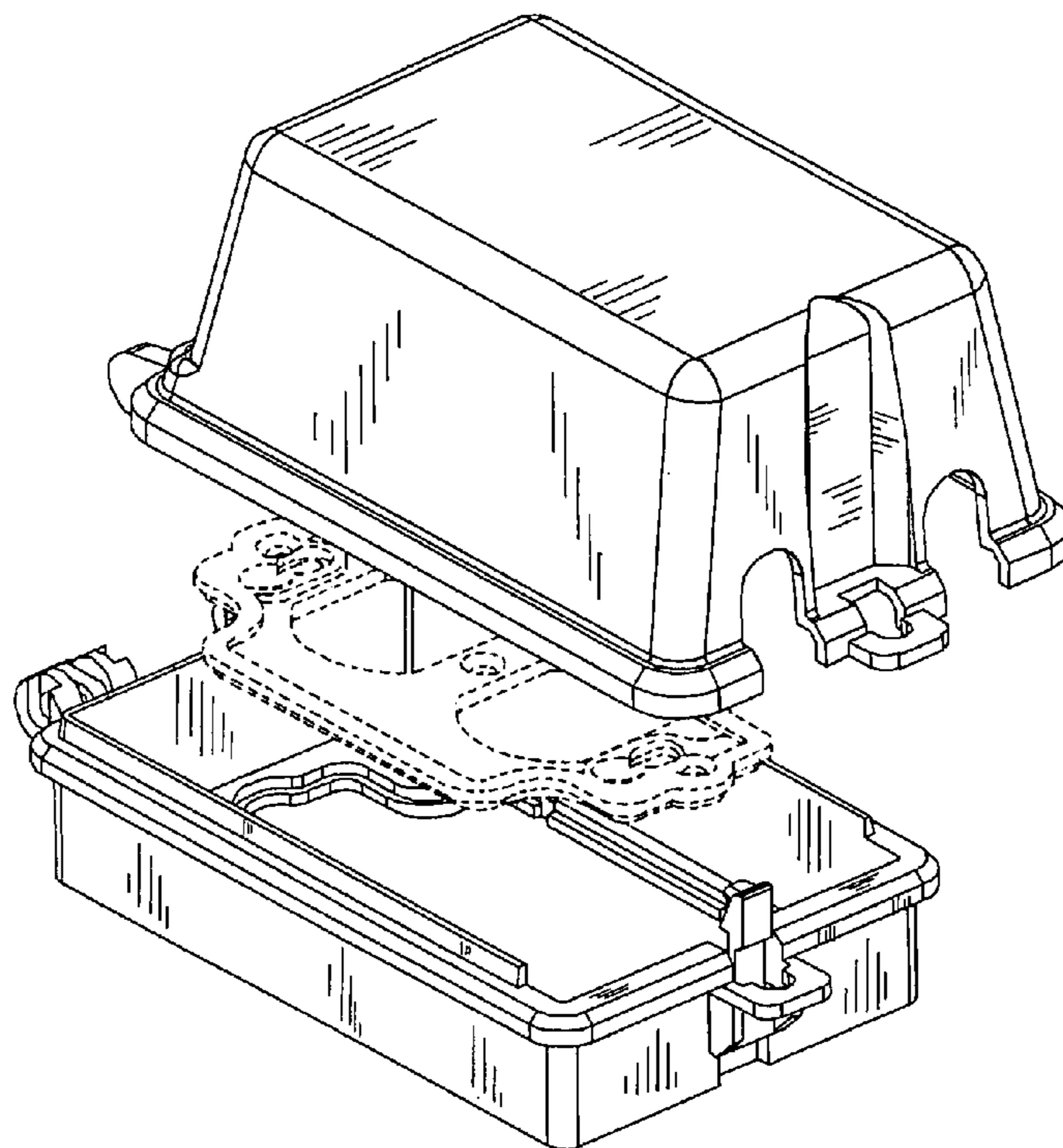
FIG. 4 is a right side orthogonal view of the enclosure; the left side orthogonal view is a substantial mirror image of the right side.

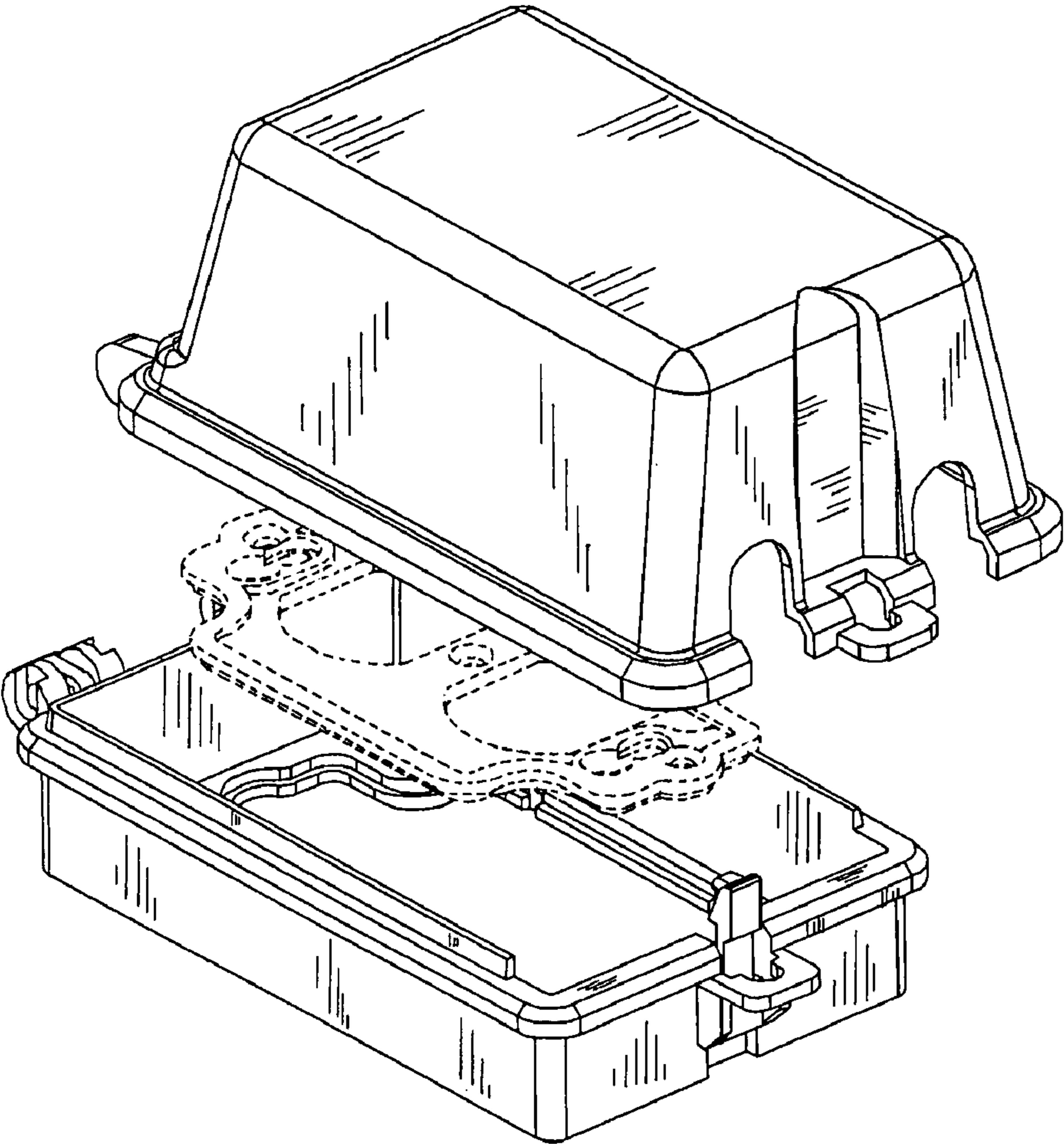
FIG. 5 is a bottom orthogonal view of the enclosure; and,

FIG. 6 is a rear orthogonal view of the enclosure.

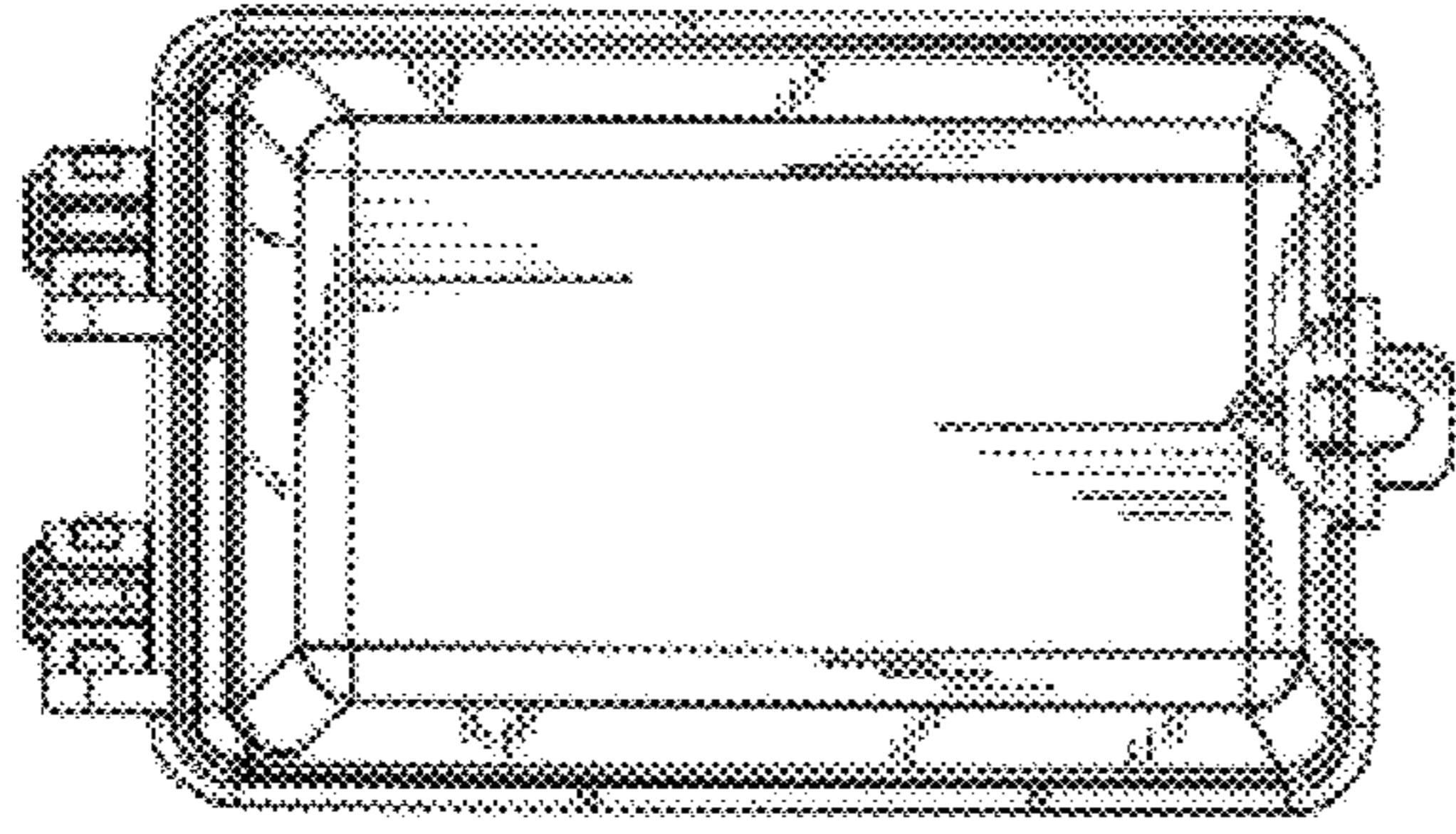
The broken line showing is included for the purpose of illustrating environmental structure and forms no part of the claimed design.

**1 Claim, 2 Drawing Sheets**

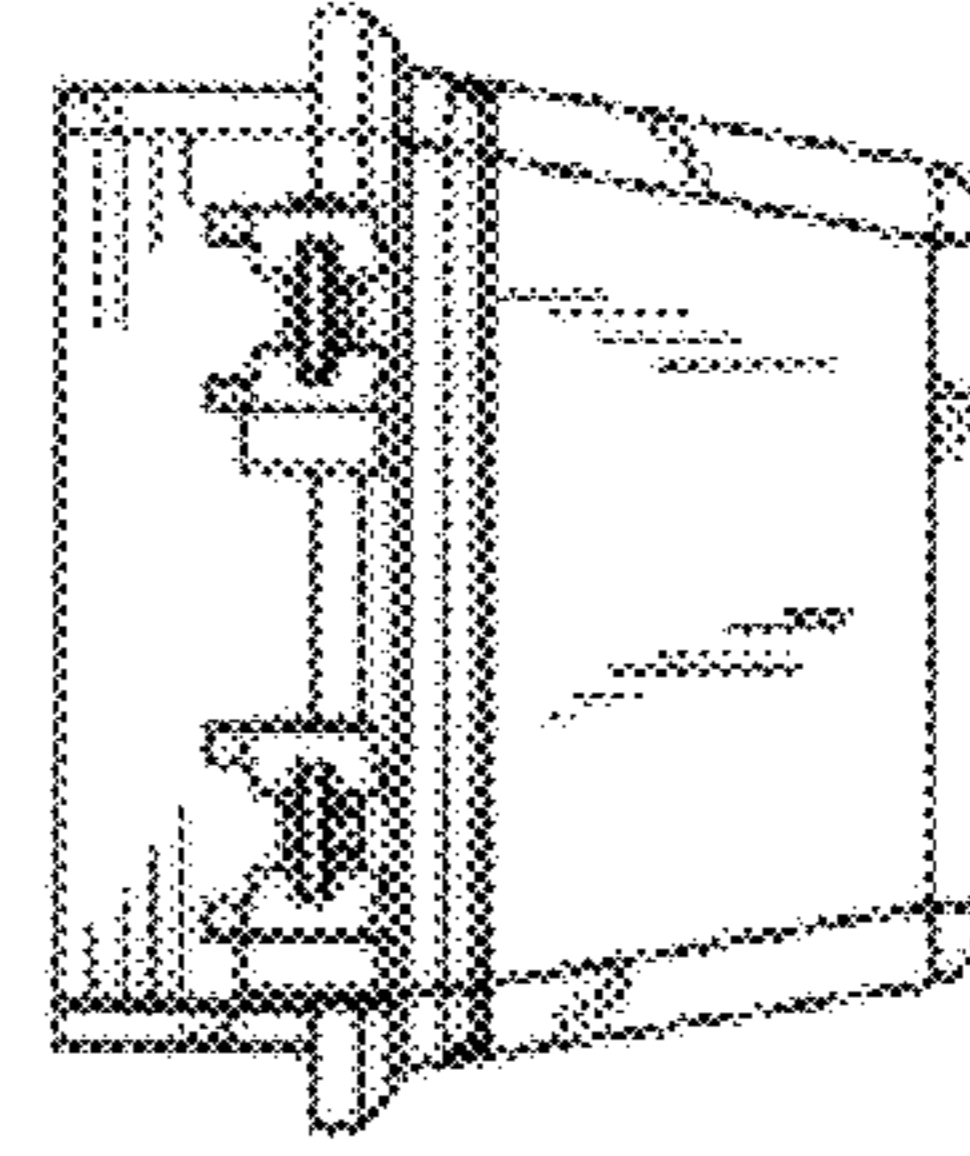





**FIG. 1**



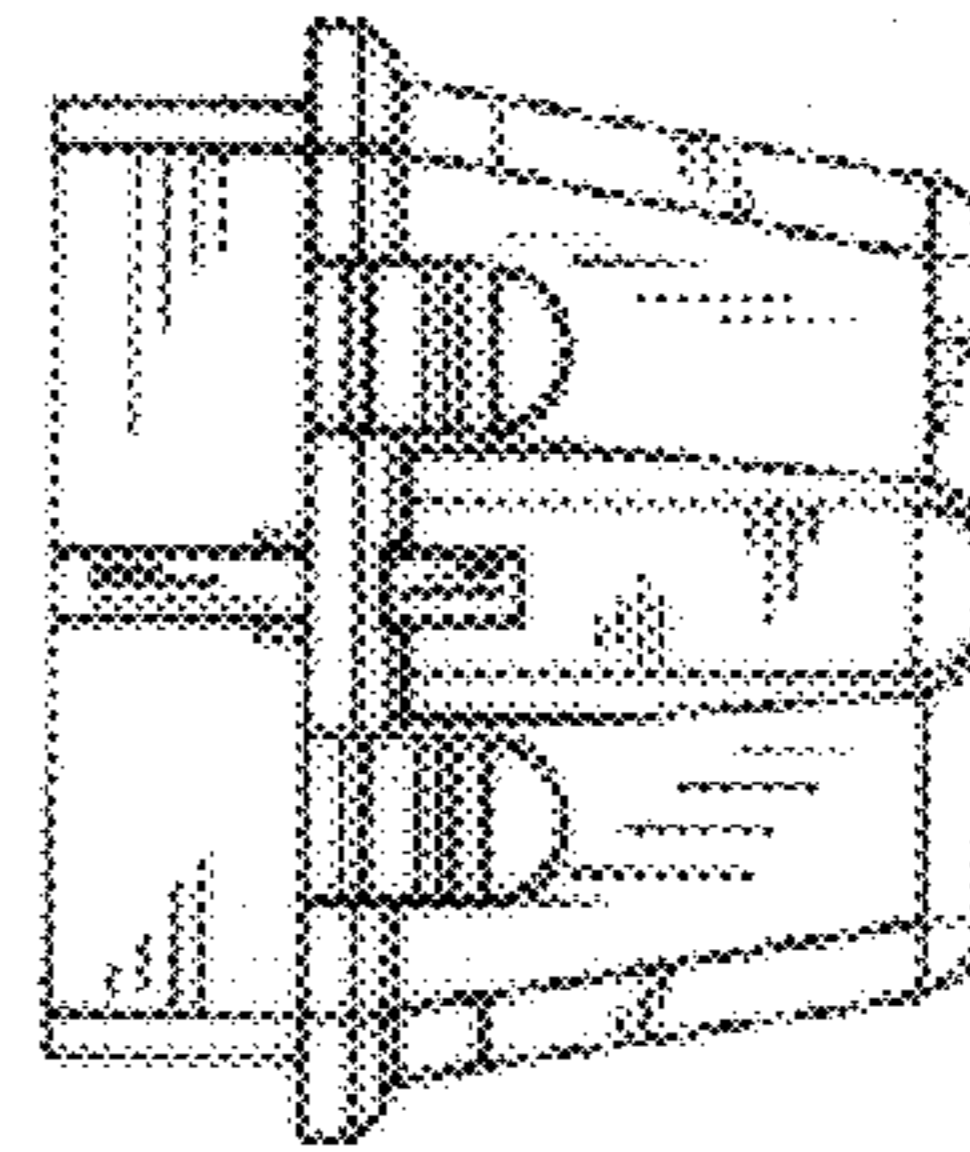
**FIG. 2**



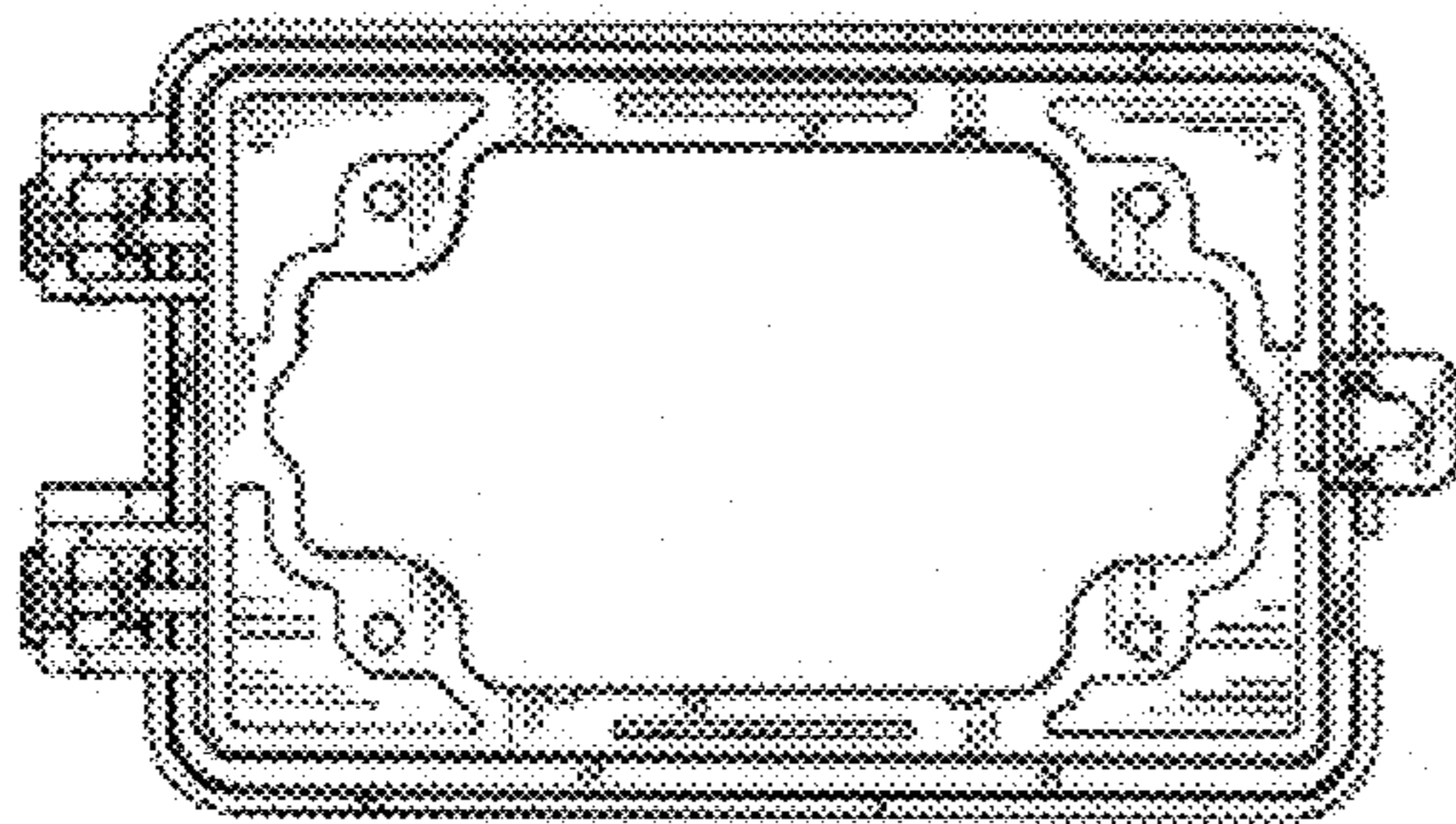
**FIG. 3**



**FIG. 4**



**FIG. 5**



**FIG. 6**