

US00D556129S

(12) **United States Design Patent**  
**Choi et al.**

(10) **Patent No.:** **US D556,129 S**

(45) **Date of Patent:** **\*\* Nov. 27, 2007**

(54) **CRADLE FOR REMOTE CONTROL FOR  
ELECTRIC HOME APPLIANCES**

D534,489 S \* 1/2007 Klein et al. .... D13/108  
D535,252 S \* 1/2007 Sandnes .... D13/108

(75) Inventors: **Jin-Ho Choi**, Seoul (KR); **Young-Jun Kim**, Seoul (KR)

\* cited by examiner

*Primary Examiner*—Brian N Vinson

(73) Assignee: **Samsung Electronics Co., Ltd.**,  
Kyunggi-do (KR)

(74) *Attorney, Agent, or Firm*—Flynn, Thiel, Boutell &  
Tanis, P.C.

(\*\*) Term: **14 Years**

(57) **CLAIM**

(21) Appl. No.: **29/263,523**

The ornamental design for a cradle for remote control for electric home appliances, as shown and described.

(22) Filed: **Jul. 25, 2006**

**DESCRIPTION**

(51) **LOC (8) Cl.** ..... **13-02**

FIG. 1 is a top front perspective view of a cradle for remote control for electric home appliances showing our new design;

(52) **U.S. Cl.** ..... **D13/108**

FIG. 2 is a front elevational view thereof;

(58) **Field of Classification Search** ..... D13/107–108;  
D14/149, 251, 253; 320/107, 110–115

FIG. 3 is a rear elevational view thereof;

See application file for complete search history.

FIG. 4 is a left side elevational view thereof;

(56) **References Cited**

**U.S. PATENT DOCUMENTS**

D419,955 S *	2/2000	Silzer, Jr. ....	D13/108
D455,397 S *	4/2002	Weiner et al. ....	D13/108
D507,526 S *	7/2005	Ohta ....	D13/108
D510,208 S *	10/2005	Klimas ....	D13/108
D517,007 S *	3/2006	Yong-Jian et al. ....	D13/108
D520,944 S *	5/2006	Morita ....	D13/108
D526,958 S *	8/2006	Shimizu ....	D13/108
D529,440 S *	10/2006	Lodato et al. ....	D13/108

FIG. 5 is a right side elevational view thereof;

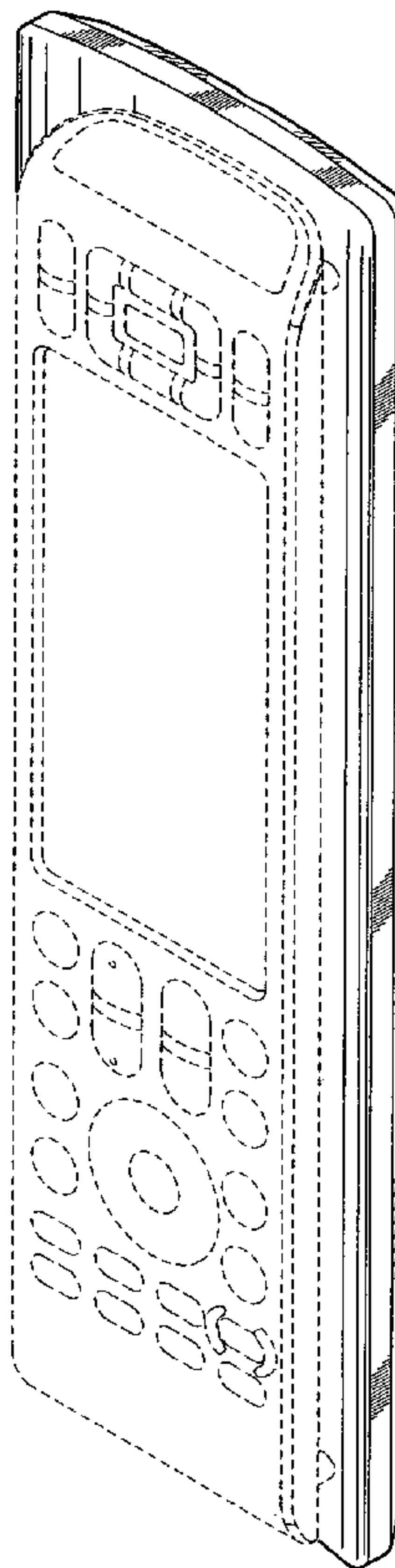

FIG. 6 is a top plan view thereof;

FIG. 7 is a bottom plan view thereof; and,

FIG. 8. is a front elevational view of using state thereof.

The broken lines are for illustrative purposes only and form no part of the claimed design.

**1 Claim, 5 Drawing Sheets**






FIG. 1




FIG. 2

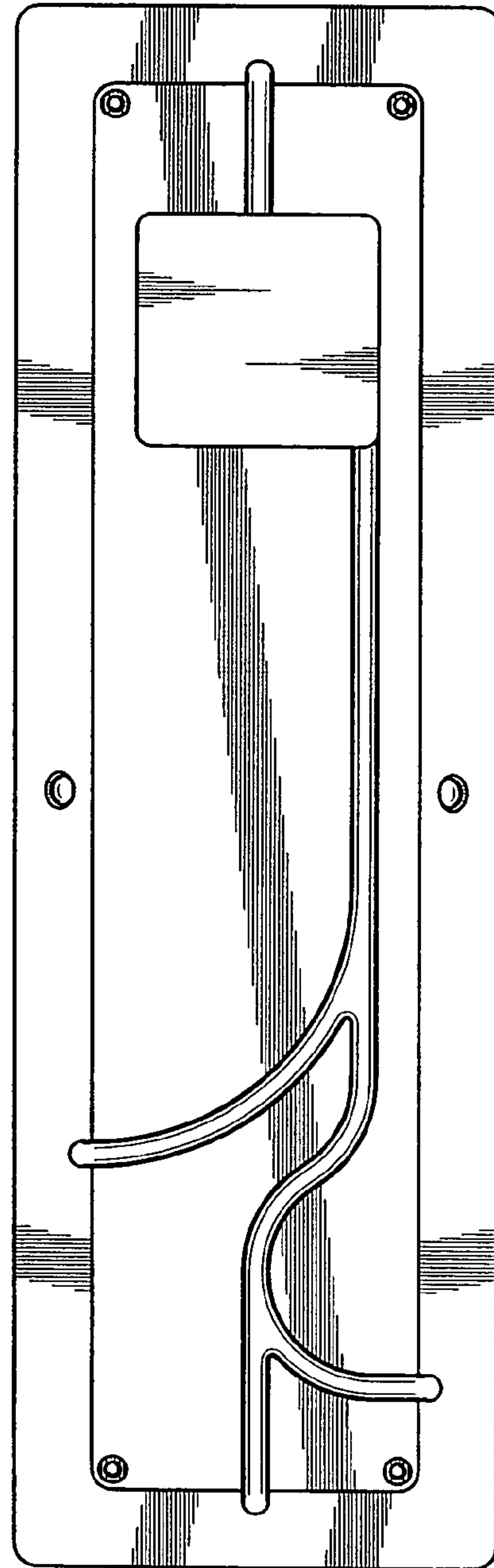


FIG. 3

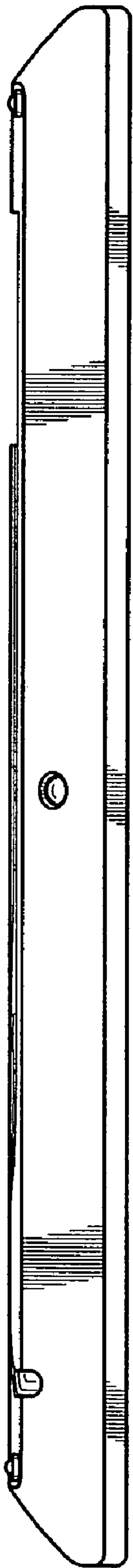


FIG. 4

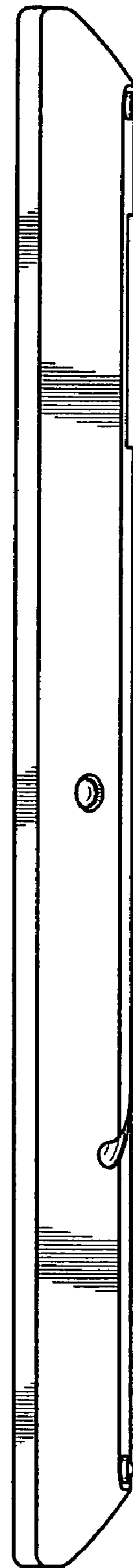


FIG. 5

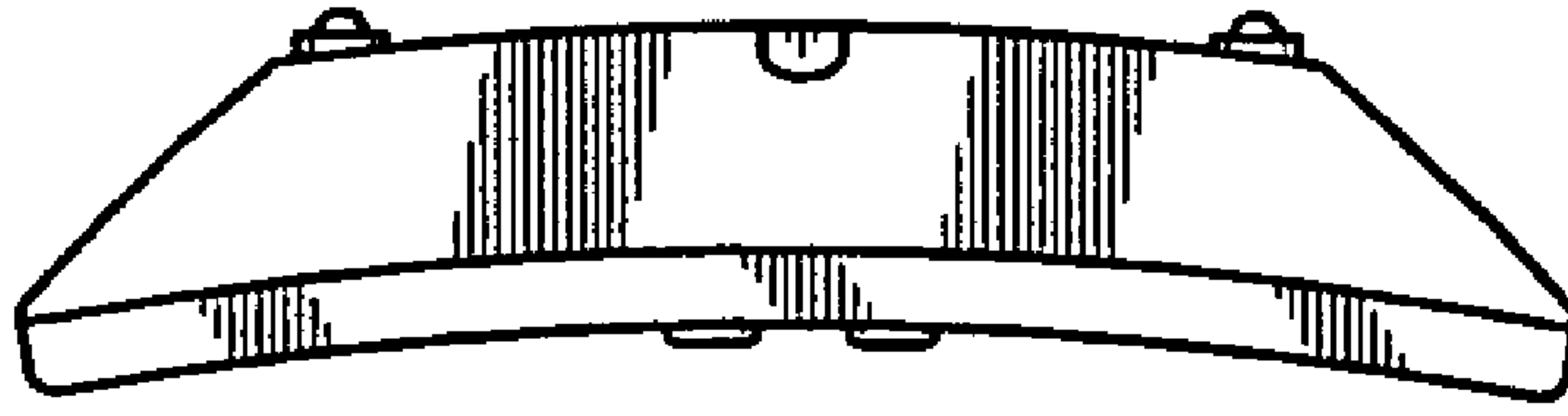


FIG. 6

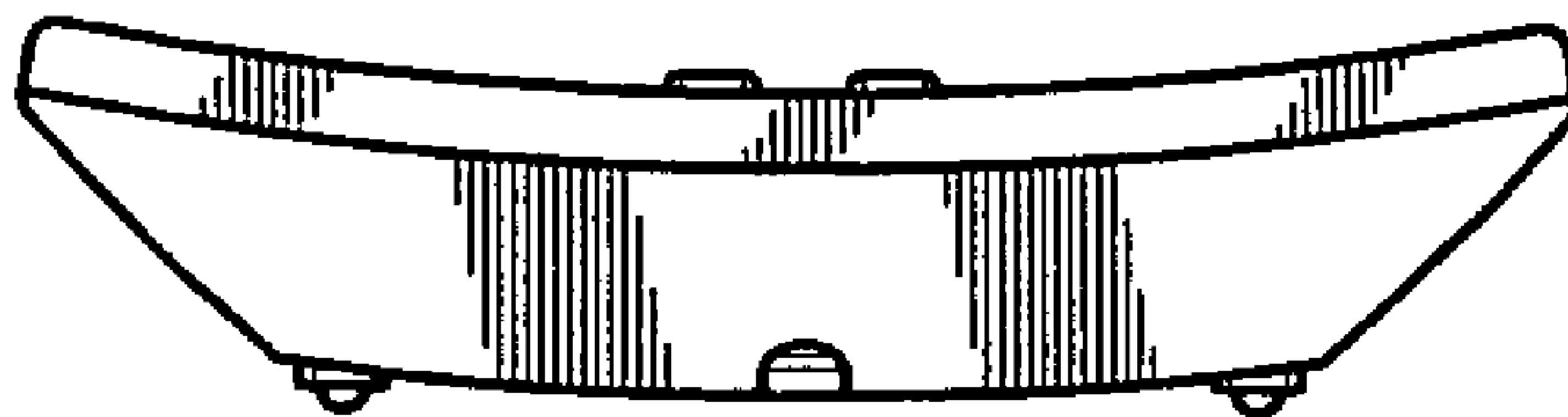


FIG. 7

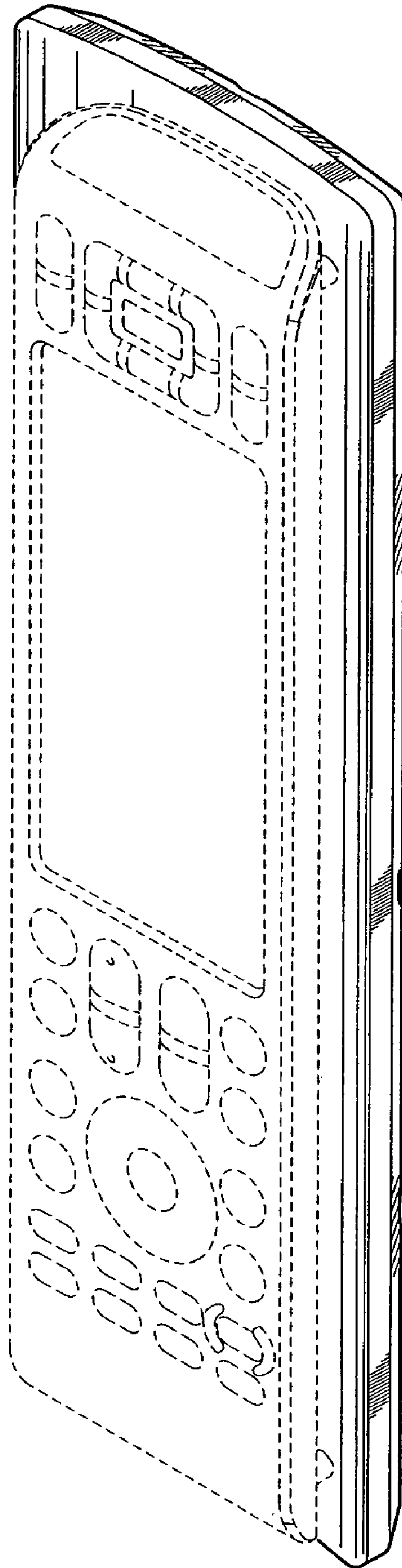


FIG. 8