



US00D556122S

(12) **United States Design Patent**
Maxwell

(10) **Patent No.:** **US D556,122 S**

(45) **Date of Patent:** **** Nov. 27, 2007**

(54) **TIRE TREAD**

(75) Inventor: **Paul Bryan Maxwell**, Kent, OH (US)

(73) Assignee: **The Goodyear Tire & Rubber Company**, Akron, OH (US)

(**) Term: **14 Years**

(21) Appl. No.: **29/269,740**

(22) Filed: **Dec. 7, 2006**

(51) **LOC (8) Cl.** **12-15**

(52) **U.S. Cl.** **D12/563**

(58) **Field of Classification Search** D12/546,
D12/551-558, 563-565, 567, 579, 581, 599,
D12/586-590, 600-603, 900, 549, 550; 152/209.1-209.28
See application file for complete search history.

(56) **References Cited**

U.S. PATENT DOCUMENTS

D370,880 S	6/1996	Graas	D12/151
D379,449 S *	5/1997	Graas et al.	D12/563
D420,946 S *	2/2000	Ratliff, Jr.	D12/546
D440,912 S *	4/2001	Ratliff, Jr.	D12/503
D450,033 S *	11/2001	Graas et al.	D12/463
D451,448 S	12/2001	Maxwell	D12/147
D470,100 S *	2/2003	Johenning et al.	D12/563
6,601,624 B2	8/2003	Ratliff, Jr.	152/209.19
D486,122 S *	2/2004	Ratliff, Jr.	D12/540
D486,443 S	2/2004	Maxwell	D12/563

D486,780 S	2/2004	Maxwell et al.	D12/546
D491,130 S *	6/2004	Welbes	D12/563
D512,681 S *	12/2005	Maxwell	D12/550
D516,998 S *	3/2006	Wang et al.	D12/563
D534,857 S *	1/2007	Poling et al.	D12/553

* cited by examiner

Primary Examiner—Stacia Cadmus

(74) *Attorney, Agent, or Firm*—Richard B. O’Planick

(57) **CLAIM**

The ornamental design for a tire tread, as shown and described.

DESCRIPTION

FIG. 1 is a perspective view of a tire tread showing my new design, it being understood that the pattern repeats uniformly throughout the circumference of the tread;

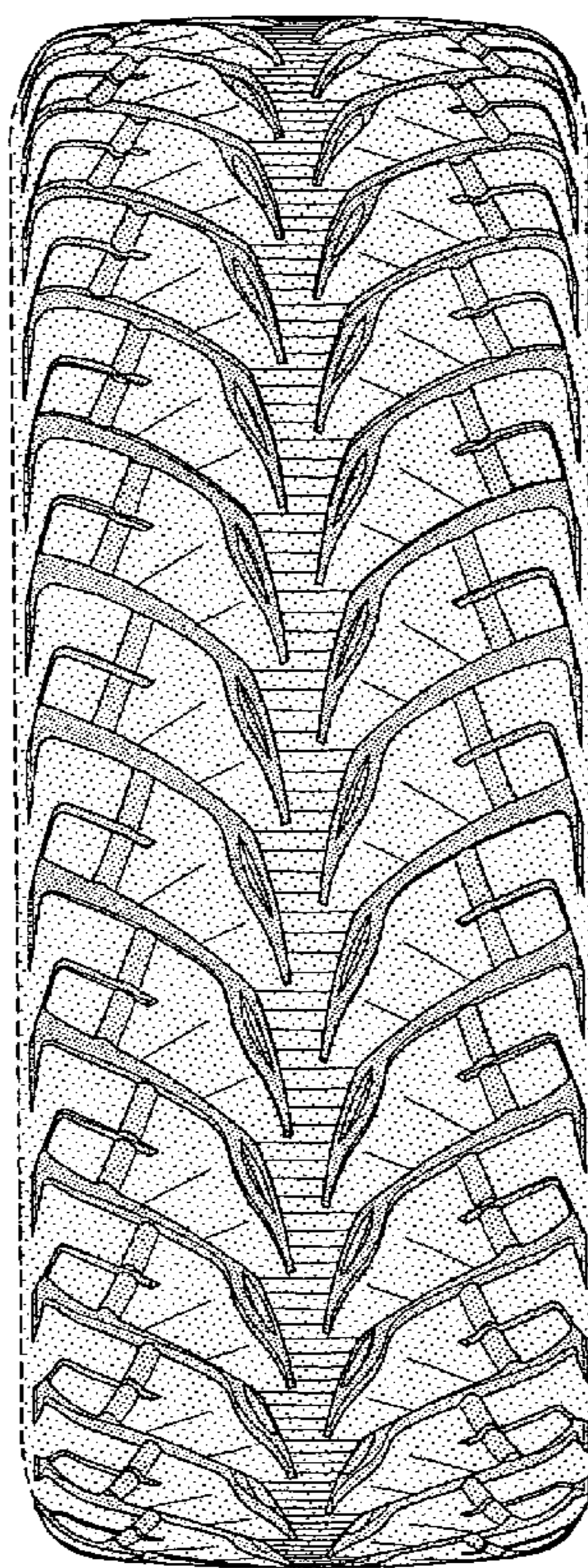
FIG. 2 is a front elevational view thereof;

FIG. 3 is a right side elevational view thereof; the other side being a mirror image thereof; and,

FIG. 4 is an enlarged fragmentary front elevational view thereof.

In the drawings, the broken lines defining the sidewall, inner bead and the peripheral boundary between the tire tread and the sidewall are for illustrative purposes only and form no part of the claimed design.

1 Claim, 4 Drawing Sheets



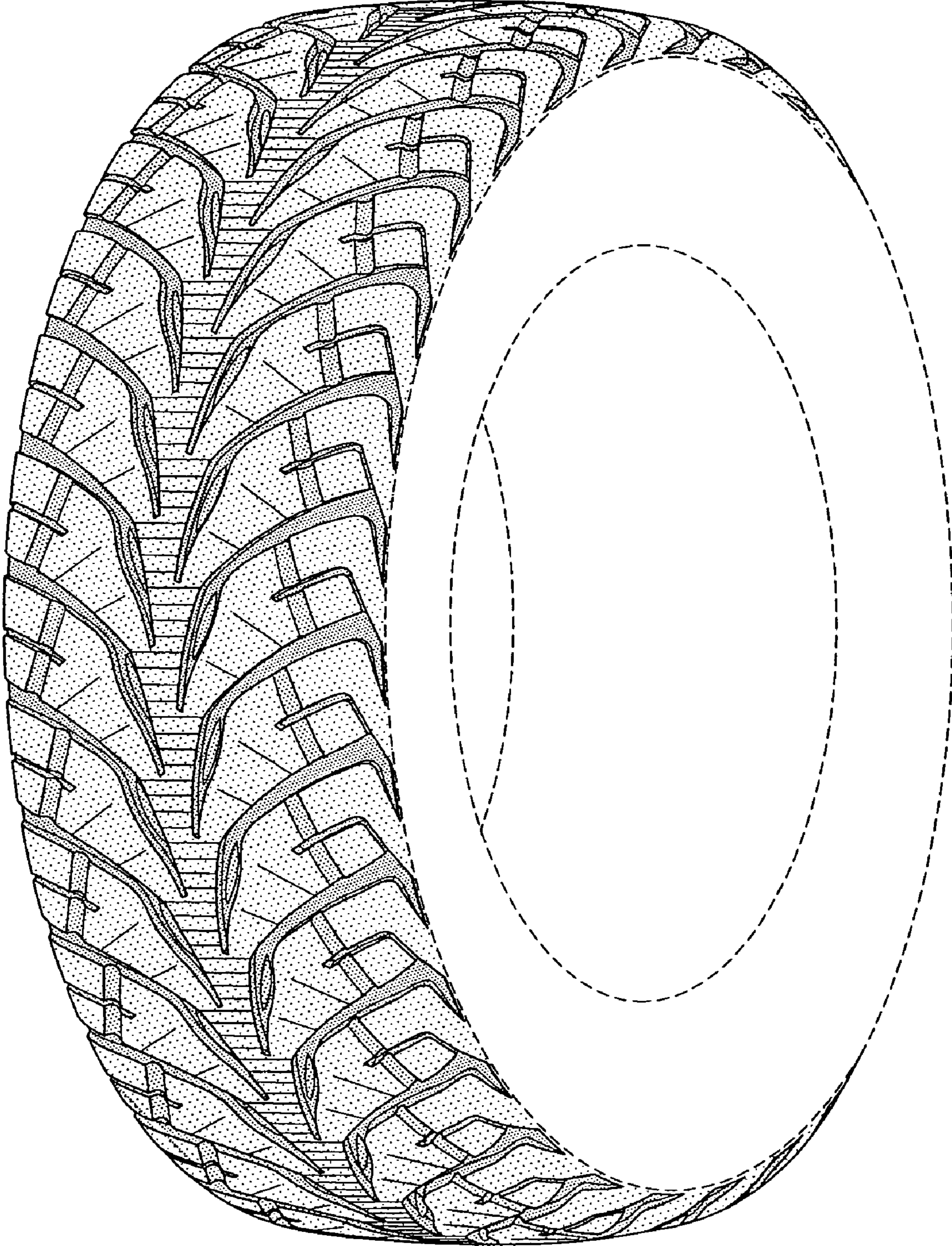


FIG-1

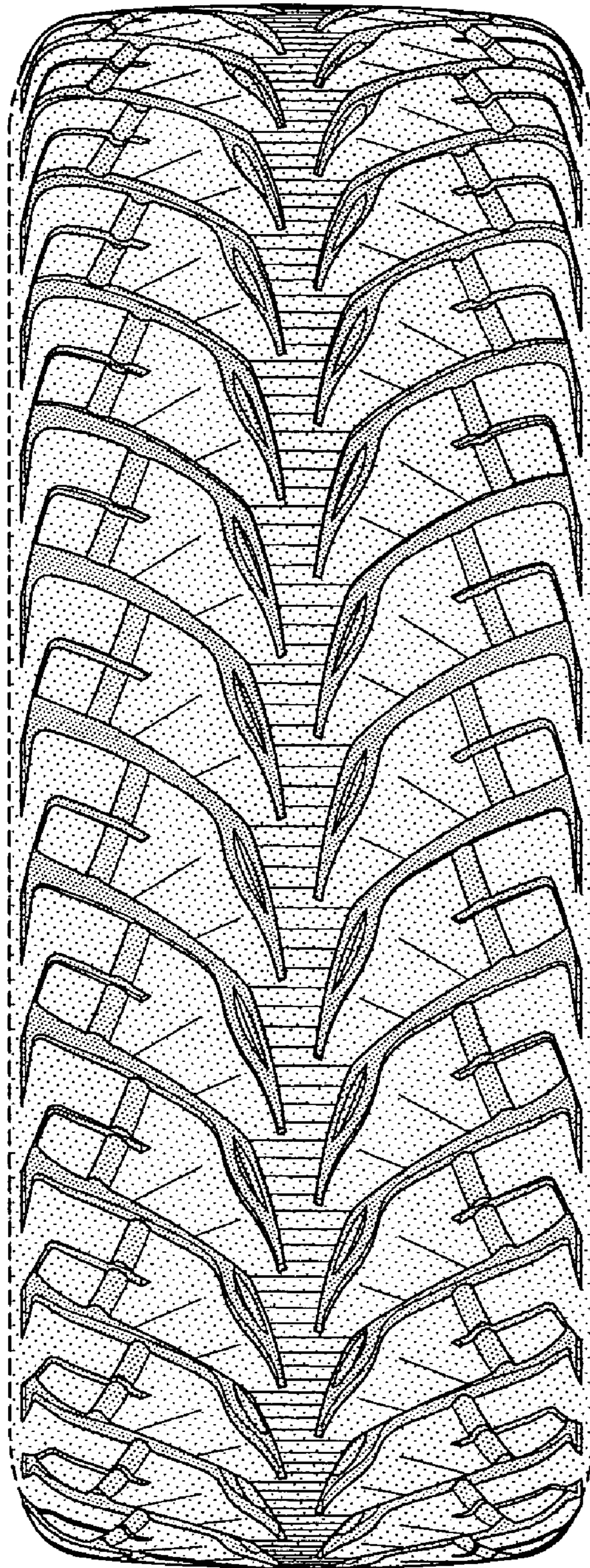


FIG-2

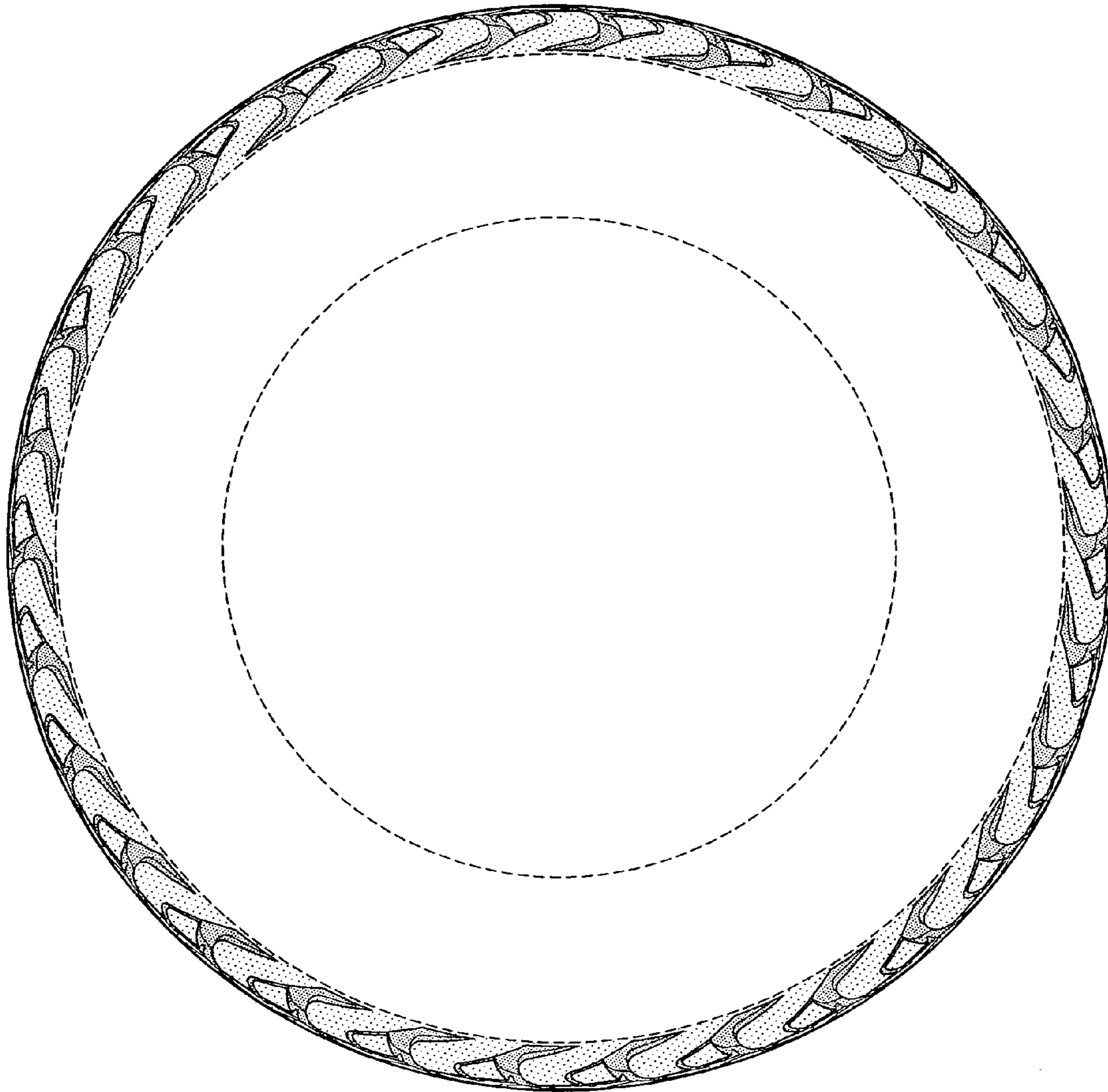


FIG-3

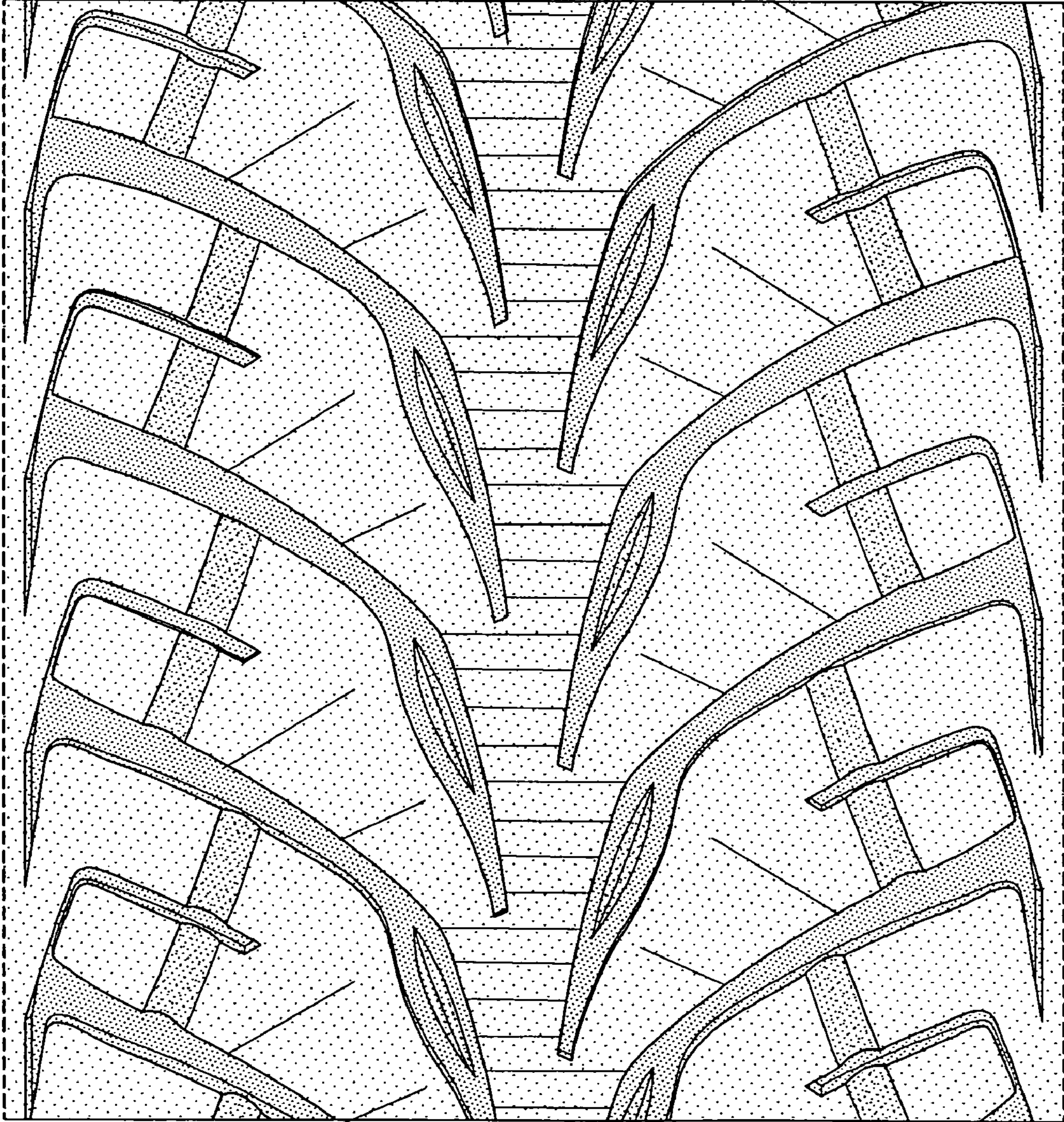


FIG-4