



US00D556085S

(12) **United States Design Patent**
Heifetz

(10) **Patent No.:** **US D556,085 S**

(45) **Date of Patent:** **** Nov. 27, 2007**

(54) **JEWISH RELIGIOUS ORNAMENT**

D470,432 S * 2/2003 Rabinowitz D11/125
D513,713 S * 1/2006 Steshik D11/81

(76) Inventor: **Benny Heifetz**, 24 Tiferet Israel Road,
Jersusalem (IL) 97500

* cited by examiner

(**) Term: **14 Years**

Primary Examiner—Catherine Tuttle
(74) *Attorney, Agent, or Firm*—Gilbreath Law Offices, P.C.;
John A. Galbreath

(21) Appl. No.: **29/242,272**

(22) Filed: **Nov. 8, 2005**

(57) **CLAIM**

(51) **LOC (8) Cl.** **11-05**

The ornamental design for a Jewish Religious Ornament, as shown and described.

(52) **U.S. Cl.** **D11/121; D11/125**

(58) **Field of Classification Search** D11/43,
D11/44, 48, 70, 79, 81, 95–99, 108, 121,
D11/124, 125, 131, 157; D99/25; D20/36;
D21/471, 478, 479, 480, 484, 502, 504, 505;
428/3, 7–12, 28, 542.6; 273/153 R, 156,
273/157 R; 446/69, 85, 108, 124, 125; 434/81,
434/96, 97, 211, 245, 386, 403
See application file for complete search history.

DESCRIPTION

FIG. 1 is a front view of one of the four identical components of the Jewish Religious Ornament, shown separate from the assembled ornament for clarity and completeness of disclosure;

(56) **References Cited**

U.S. PATENT DOCUMENTS

- D165,127 S * 11/1951 Zoss D26/94
- 3,048,694 A * 8/1962 Faulk 362/605
- D234,776 S * 4/1975 Moskowitz et al. D11/96
- D242,363 S * 11/1976 Sena D11/125
- D246,353 S * 11/1977 Elkaim D11/8
- D390,807 S * 2/1998 Otto D11/121
- D397,632 S * 9/1998 Evanyk D10/109
- 6,149,487 A * 11/2000 Peng 446/114

FIG. 2 is a side view of FIG. 1;

FIG. 3 is a perspective view of the assembled Jewish Religious Ornament embodying my new design;

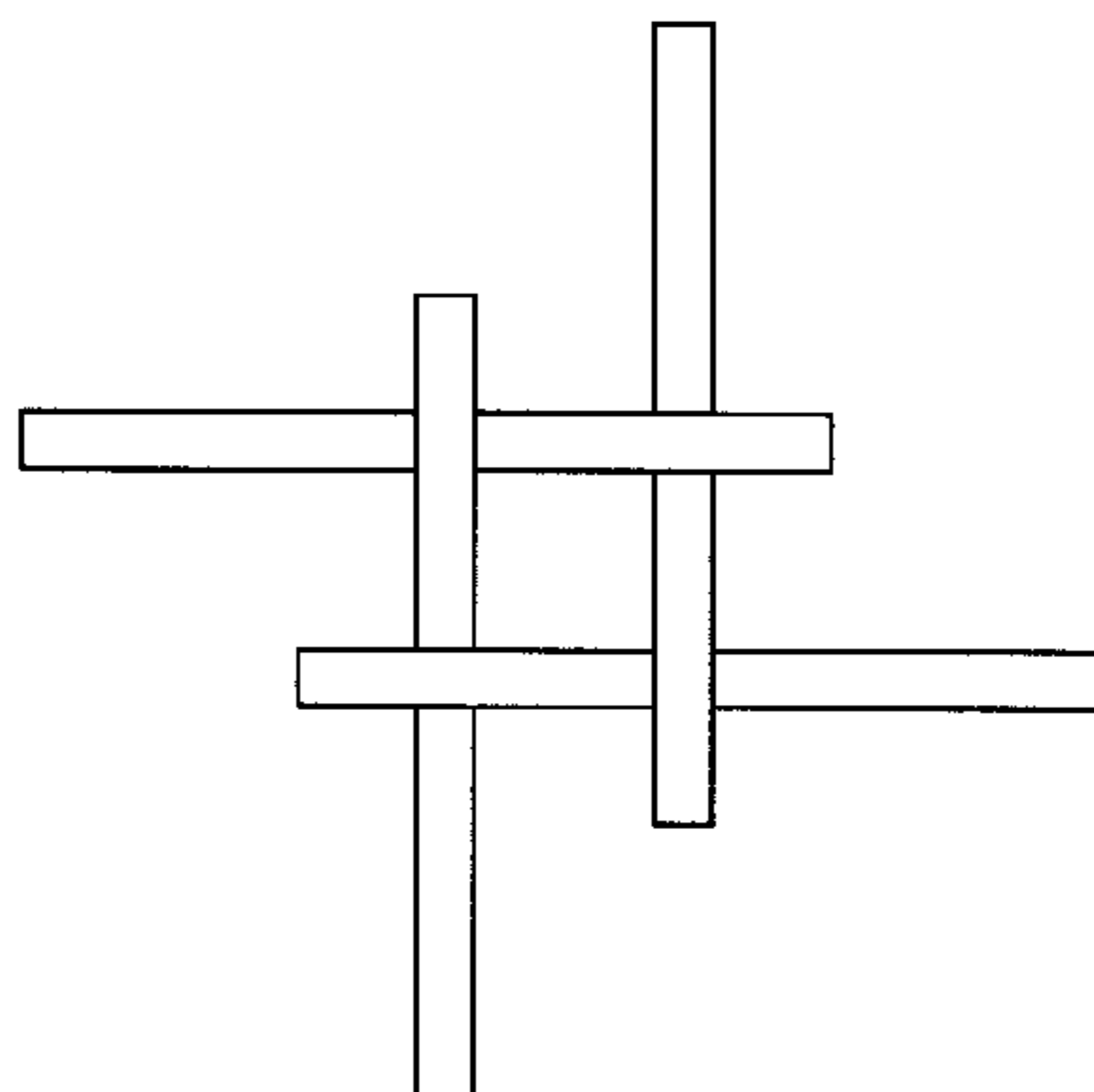


FIG. 4 is another perspective view of the design shown in FIG. 3;

FIG. 5 is a front view of FIGS. 3 and 4;

FIG. 6 is a top view of FIGS. 3–5, the bottom view being identical to the top; and,

FIG. 7 is a side view of FIGS. 3–6.

1 Claim, 7 Drawing Sheets



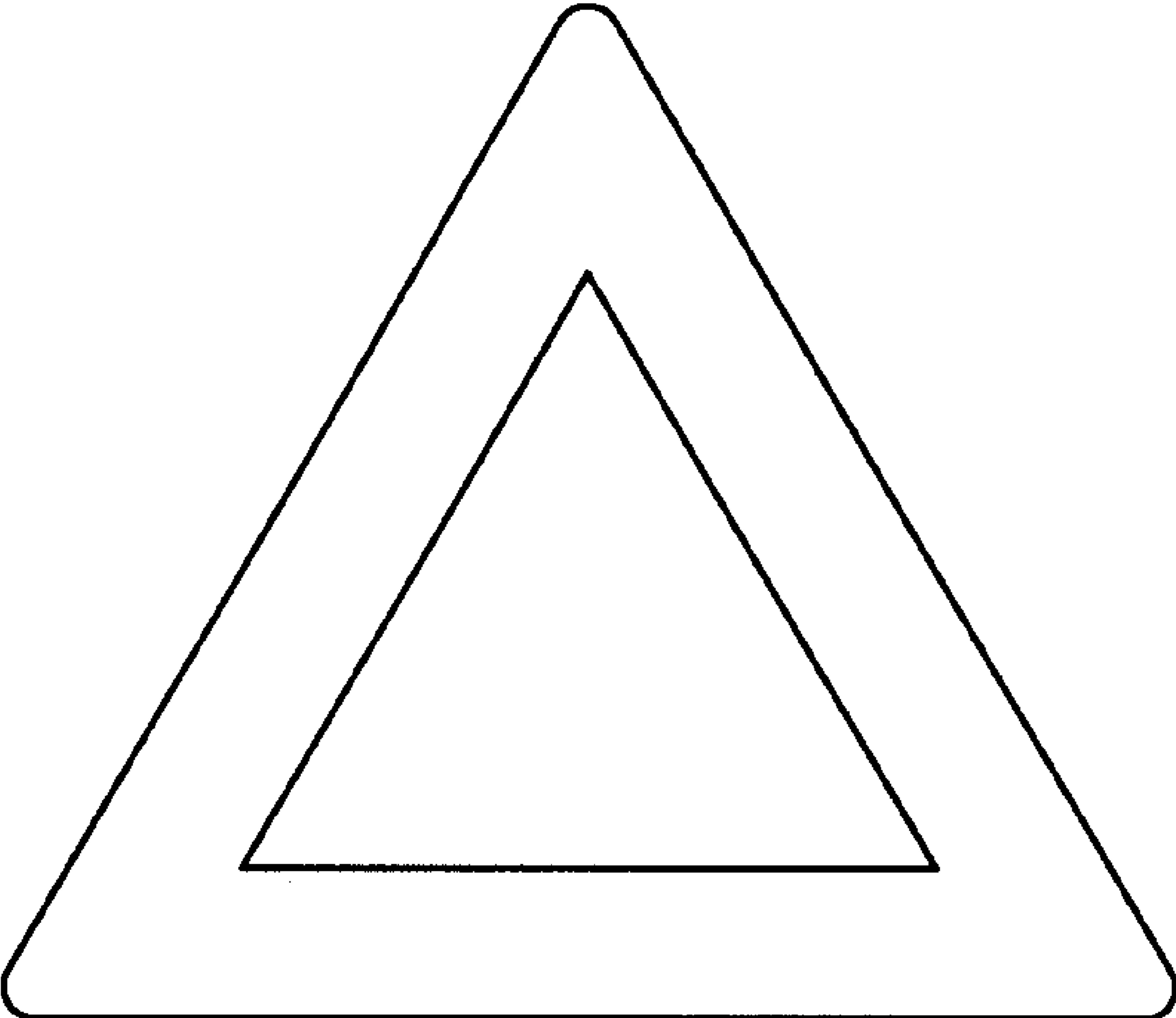


FIGURE 1





FIGURE 2

FIGURE 3



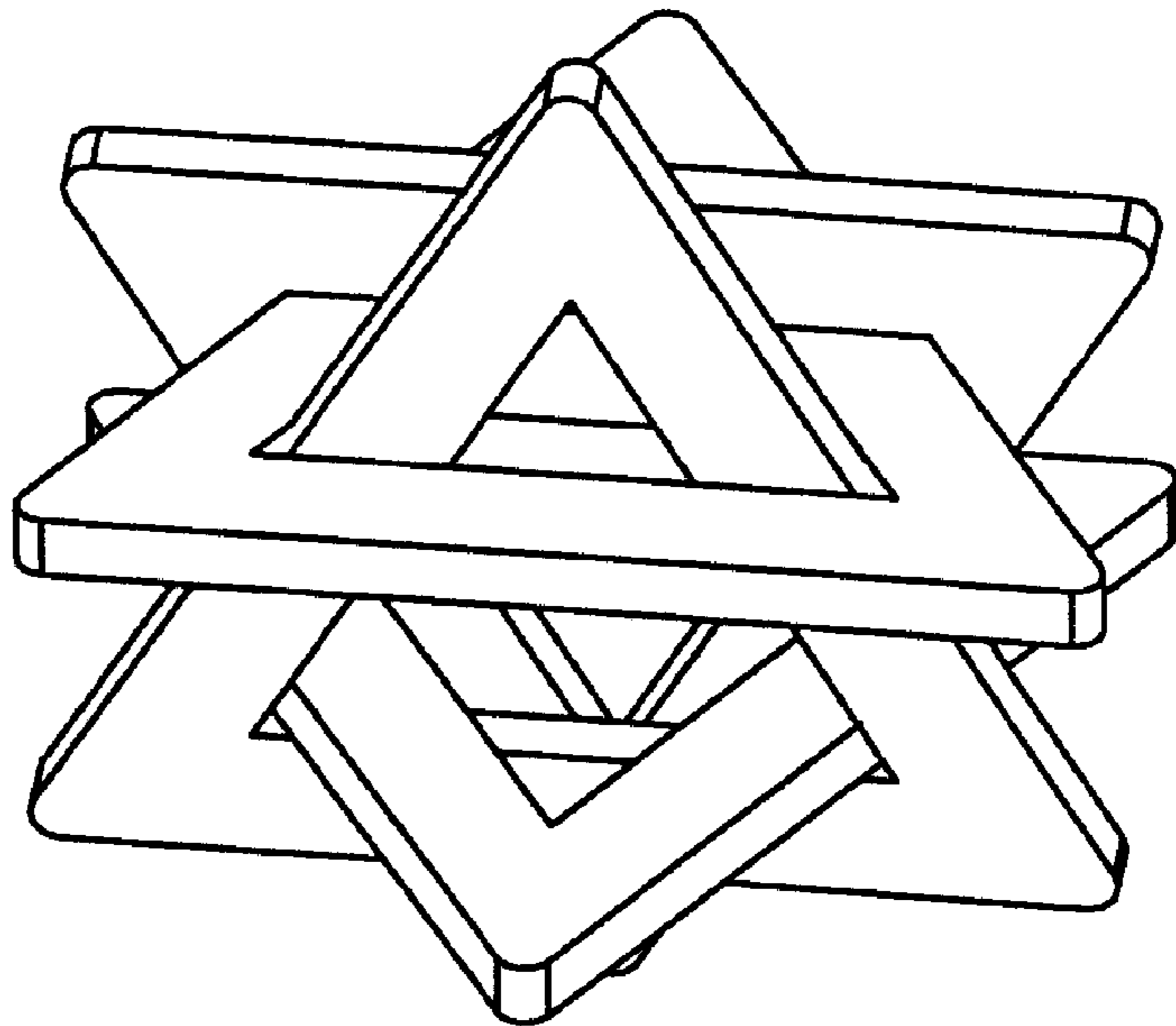


FIGURE 4




FIGURE 5




FIGURE 6

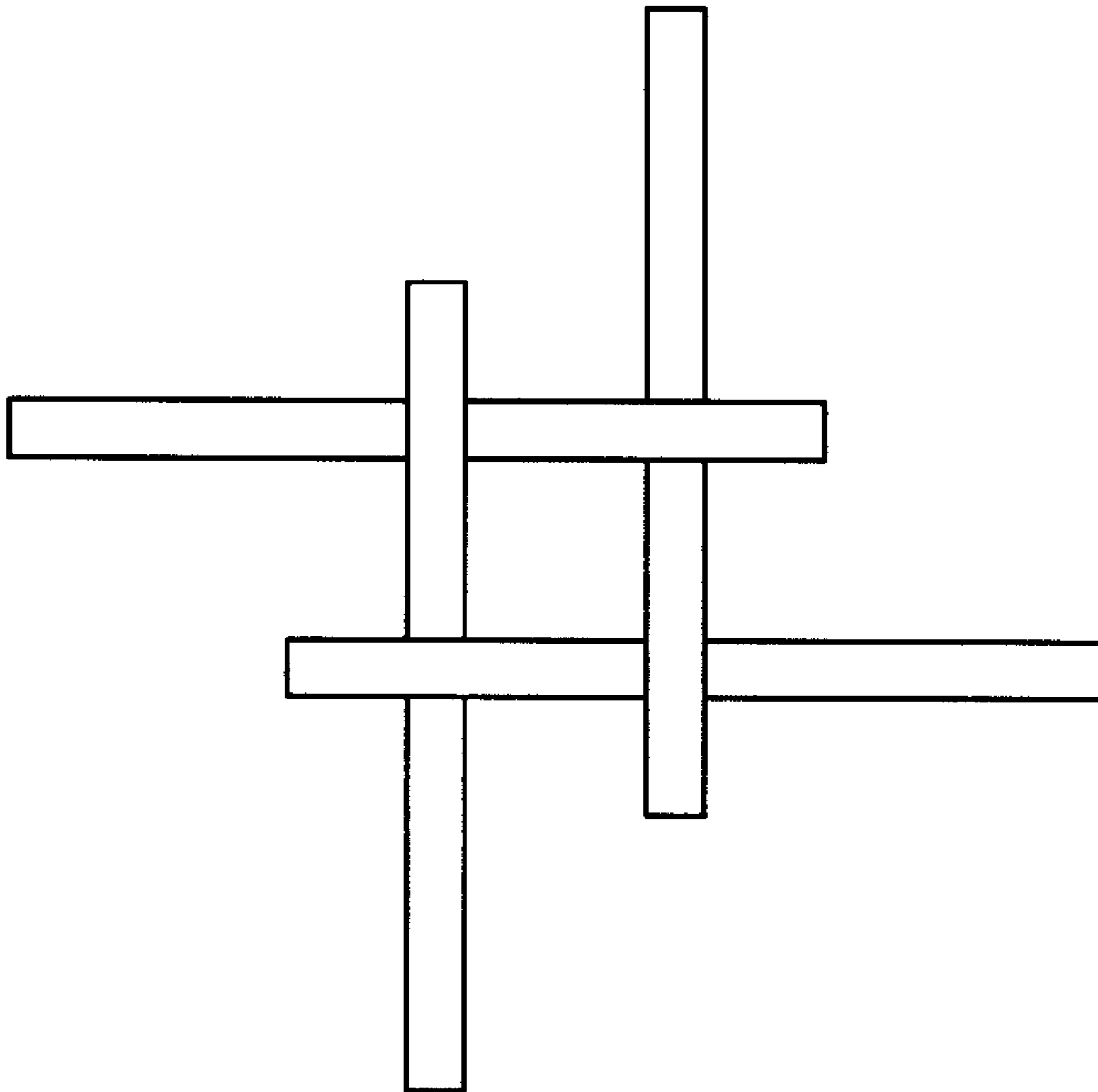


FIGURE 7