



US00D556078S

(12) **United States Design Patent**  
**Schrimmer et al.**

(10) **Patent No.:** **US D556,078 S**

(45) **Date of Patent:** **\*\* Nov. 27, 2007**

(54) **LED ILLUMINATED NECKLACE**

(75) Inventors: **Michael L. Schrimmer**, Vernon Hills, IL (US); **Ronald E. Gilley**, Winnetka, IL (US); **Ching-Hui Lee**, Guang Dong (CN)

(73) Assignee: **Chemical Light Inc.**, Vernon Hills, IL (US)

(\*\*) Term: **14 Years**

(21) Appl. No.: **29/277,433**

(22) Filed: **Feb. 26, 2007**

**Related U.S. Application Data**

(63) Continuation of application No. 29/230,094, filed on May 17, 2005, now Pat. No. Des. 541,690.

(51) **LOC (8) Cl.** ..... **11-01**

(52) **U.S. Cl.** ..... **D11/3**

(58) **Field of Classification Search** ..... D11/1-25, D11/32, 93, 94; 59/78, 79.2; 63/1.11, 3, 63/3.1, 3.2, 5.1, 5.2, 7-11; 224/175

See application file for complete search history.

(56) **References Cited**

**U.S. PATENT DOCUMENTS**

1,140,445 A \* 5/1915 Collingwood ..... 63/5.1  
D172,913 S \* 8/1954 Weinacker ..... D11/18  
6,526,779 B2 \* 3/2003 Foote ..... 63/15

\* cited by examiner

*Primary Examiner*—Doris Clark

*Assistant Examiner*—Michael Pratt

(74) *Attorney, Agent, or Firm*—Levenfeld Pearlstein LLC

(57) **CLAIM**

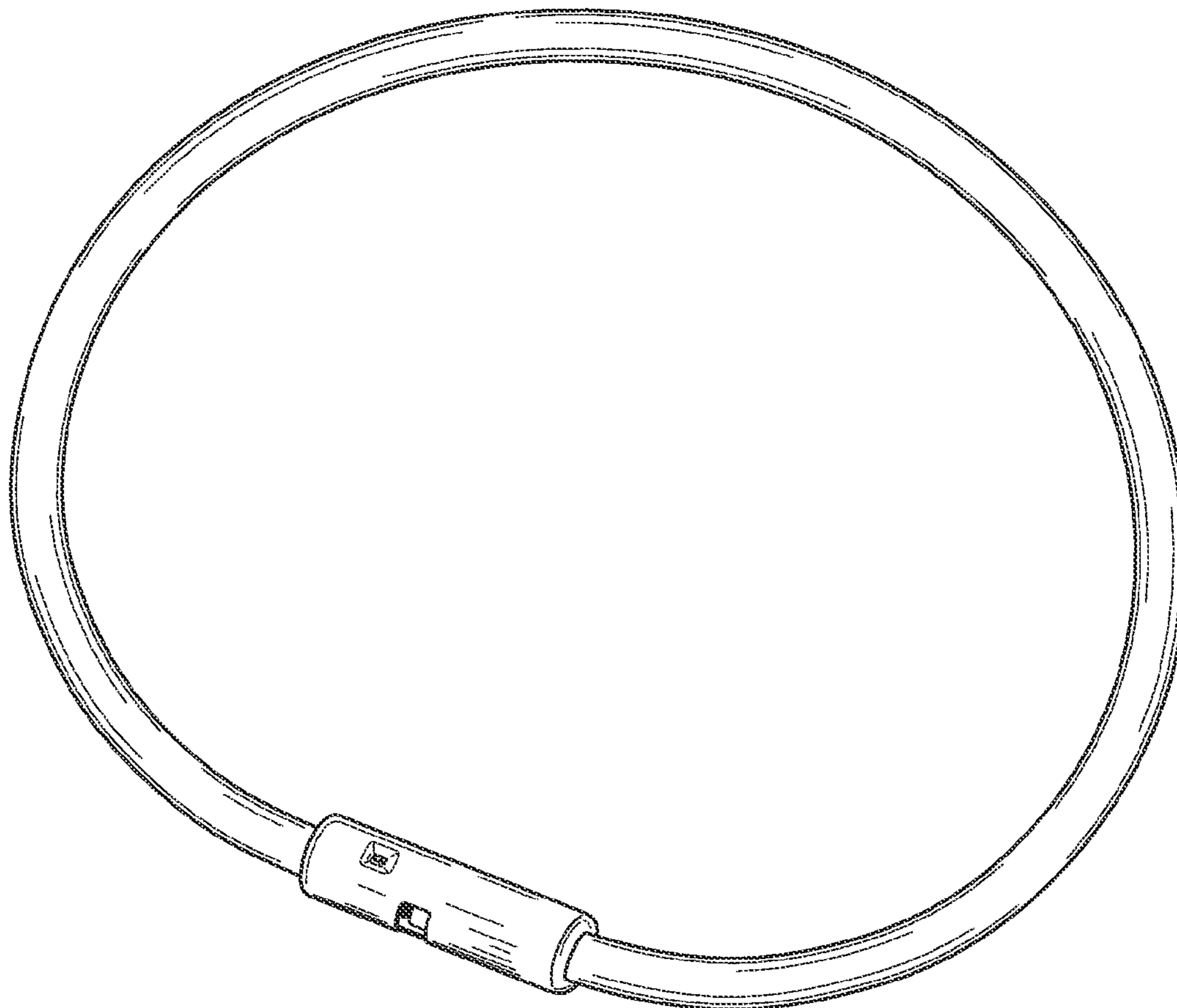
The ornamental design for an LED illuminated necklace, as shown and described.

**DESCRIPTION**

FIG. 1 is a front perspective view of an LED illuminated necklace showing our new design; and,

FIG. 2 is a rear perspective view thereof.

**1 Claim, 2 Drawing Sheets**



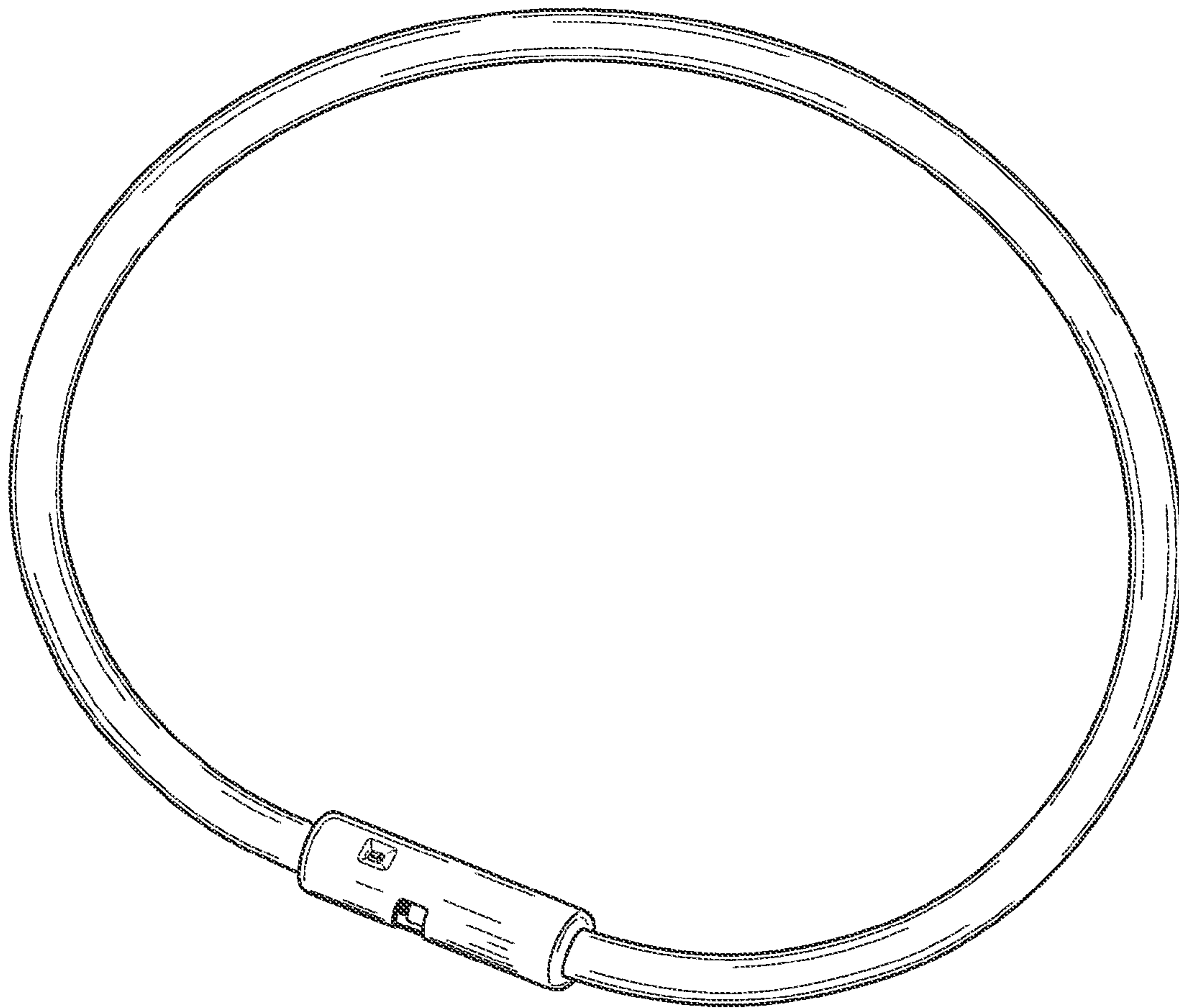


FIG. 1

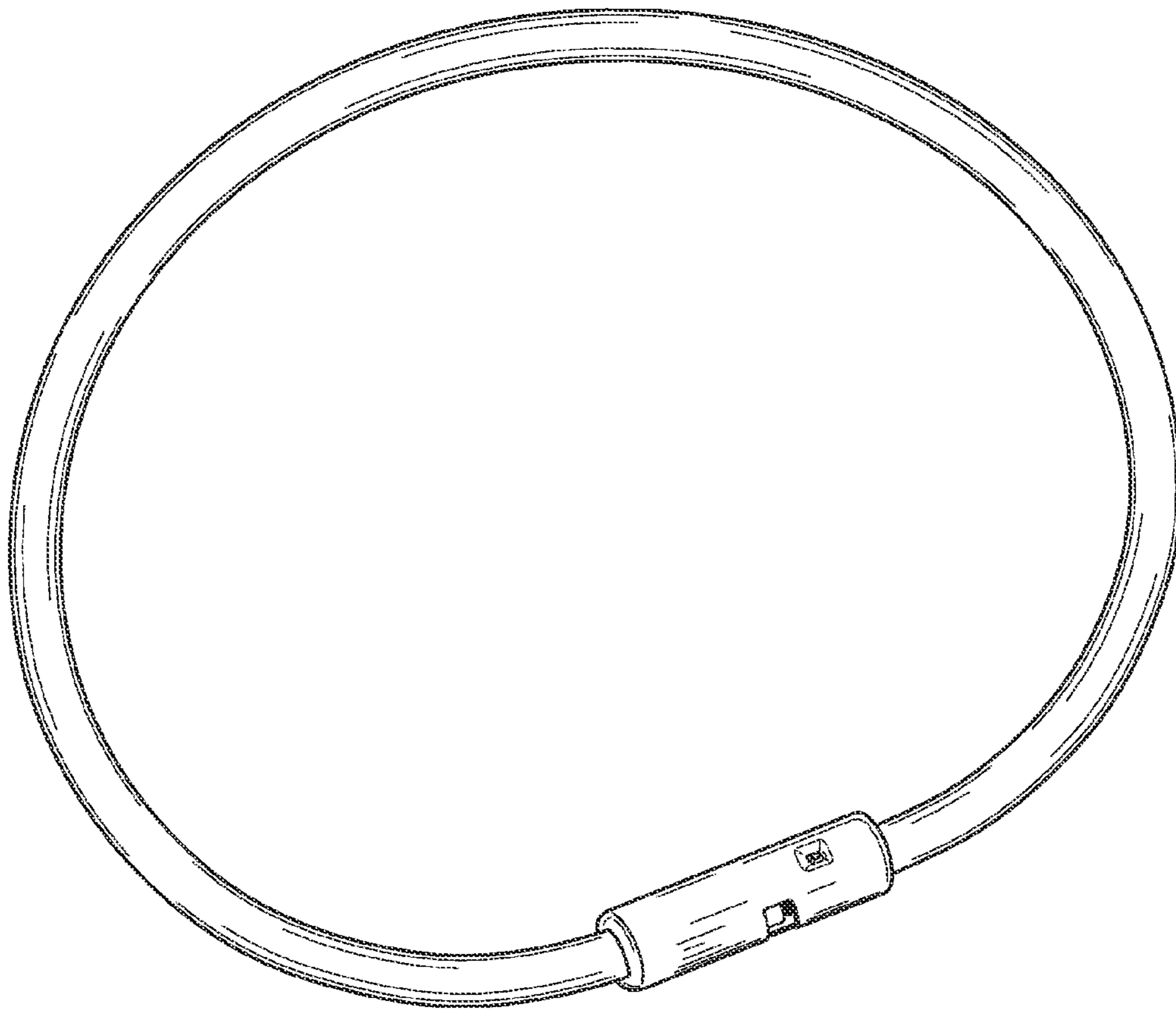


FIG. 2