



US00D556061S

(12) **United States Design Patent**
Rosen

(10) **Patent No.:** **US D556,061 S**

(45) **Date of Patent:** **** Nov. 27, 2007**

(54) **THERMOSTAT WITH TOUCH SCREEN**

(76) **Inventor:** **Howard Rosen**, 1Lyncroft Road,
Montreal, Quebec (CA) H3X 3E3

(**) **Term:** **14 Years**

(21) **Appl. No.:** **29/278,609**

(22) **Filed:** **Apr. 3, 2007**

(51) **LOC (8) Cl.** **10-04**

(52) **U.S. Cl.** **D10/50**

(58) **Field of Classification Search** D10/49-50;
236/5, 46-47, 49.3, 51, 84, 94; 340/7.21-7.24,
340/7.32, 825.6, 825.72, 539.1, 539.11, 539.14,
340/539.21, 539.26, 426.21, 584, 589, 870.17;
374/167; 400/485; 455/420, 226.1

See application file for complete search history.

(56) **References Cited**

U.S. PATENT DOCUMENTS

6,504,580 B1 * 1/2003 Thompson et al. 348/734
D509,151 S * 9/2005 Takach et al. D10/50
D518,744 S * 4/2006 Rosen D10/50

D520,386 S * 5/2006 Takach et al. D10/50
D520,885 S 5/2006 Takach et al.
7,088,221 B2 * 8/2006 Chan 340/286.05
D535,572 S 1/2007 Takach et al.

* cited by examiner

Primary Examiner—Antoine D. Davis

(74) *Attorney, Agent, or Firm*—Marc E. Hankin; Hankin
Patent Law

(57) **CLAIM**

The ornamental design for a thermostat with touch screen, as
shown and described.

DESCRIPTION

FIG. 1 is a three-quarter perspective view of a thermostat
with touch screen showing my new design.


FIG. 2 is a front view thereof.

FIG. 3 is a side view thereof.

FIG. 4 is a top view thereof; and,

FIG. 5 is a bottom view thereof.

1 Claim, 4 Drawing Sheets






FIG. 1

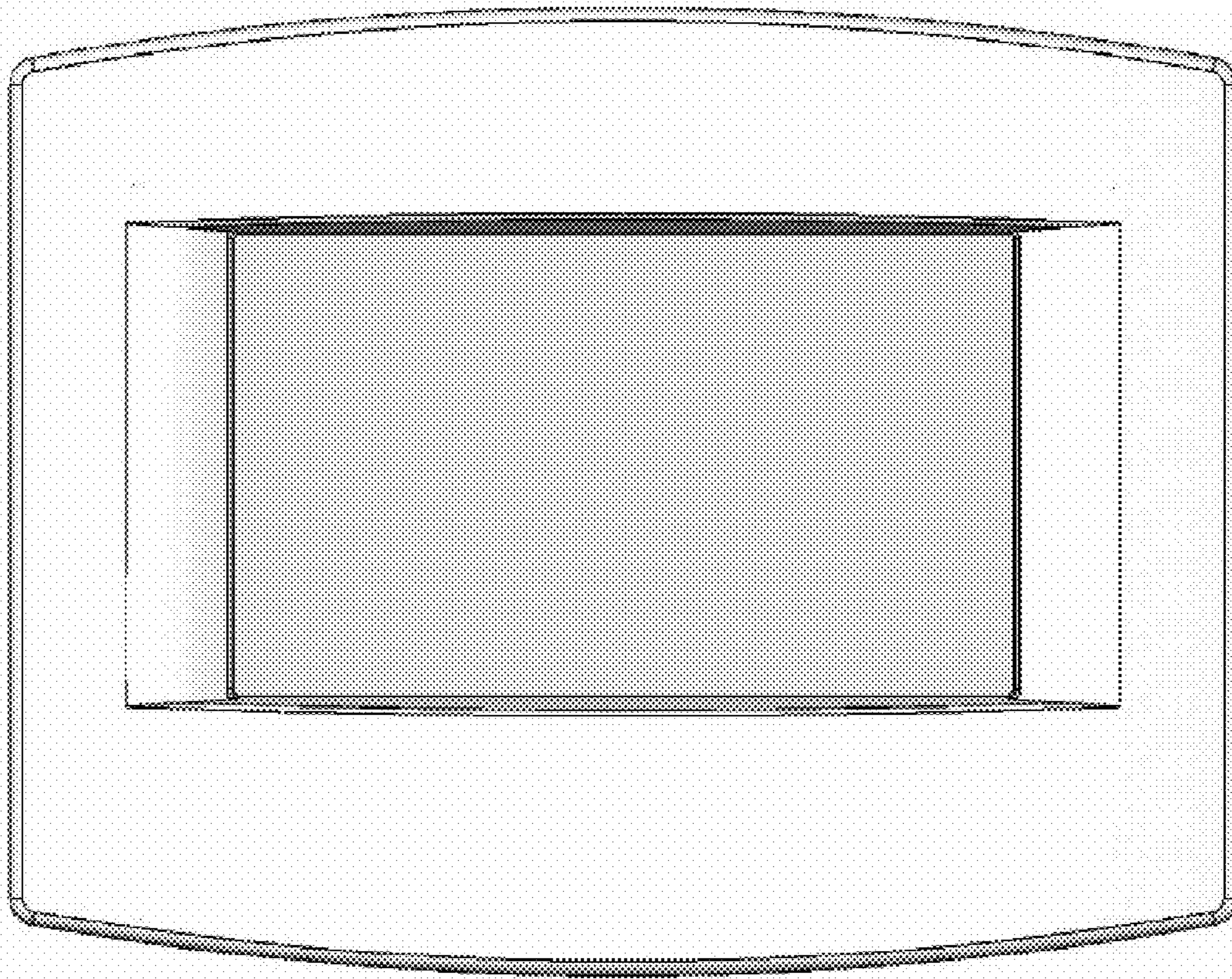


FIG. 2

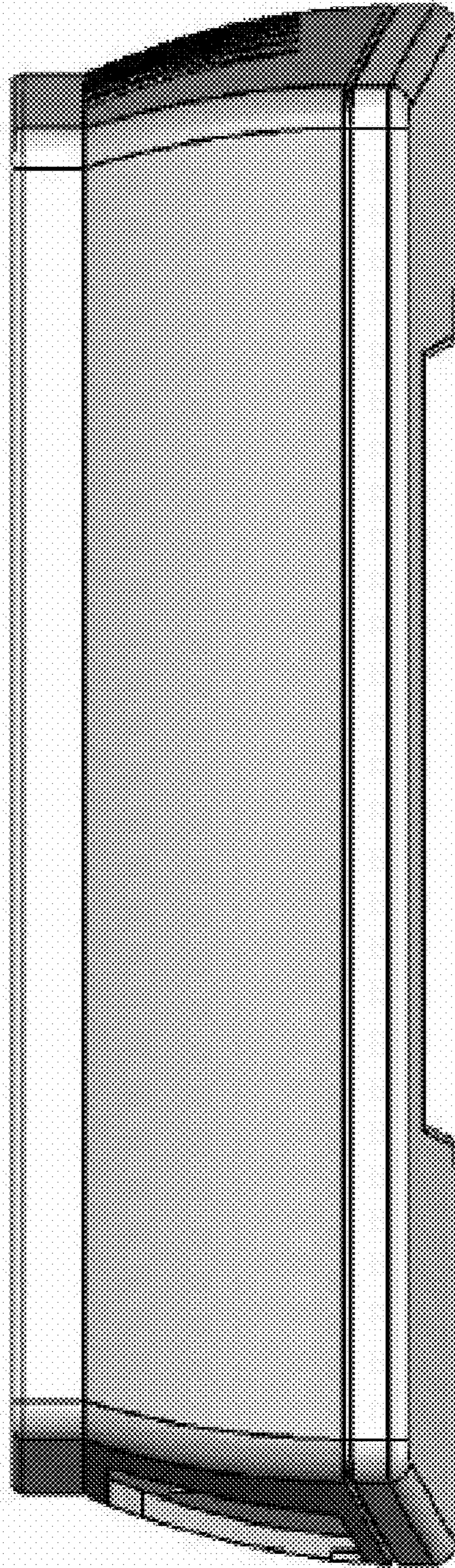


FIG. 3

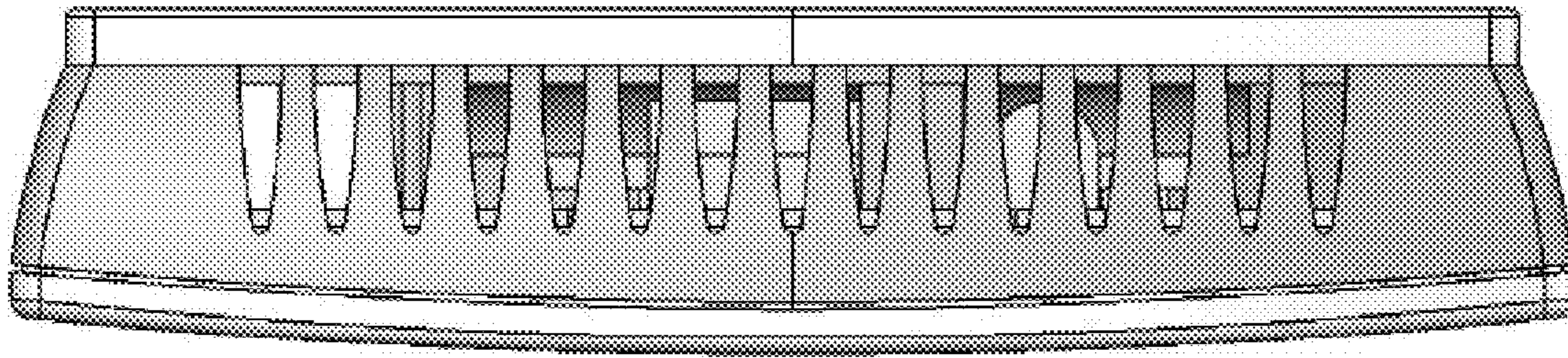


FIG. 4

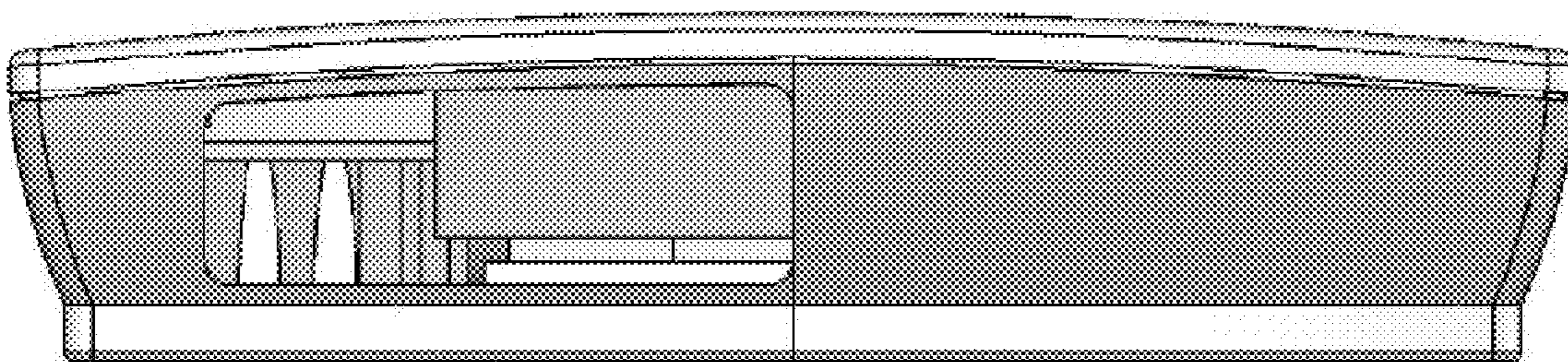


FIG. 5