



US00D556060S

(12) **United States Design Patent** (10) **Patent No.:** **US D556,060 S**
McGuire et al. (45) **Date of Patent:** **** Nov. 27, 2007**

(54) **THERMOSTAT HOUSING**

(74) *Attorney, Agent, or Firm*—Vincent Patent Agency

(75) Inventors: **Michael S. McGuire**, Ottawa (CA);
Michael Delage, Ottawa (CA); **Jorge Deligiannis**, Ottawa (CA)

(57) **CLAIM**

The ornamental design for a thermostat housing, as shown and described.

(73) Assignee: **Energate Inc.**, Ottawa (CA)

(**) Term: **14 Years**

DESCRIPTION

(21) Appl. No.: **29/249,001**

FIG. 1 is a perspective view of an embodiment of the thermostat housing.

(22) Filed: **Sep. 14, 2006**

FIG. 2 is a front elevation view of the thermostat housing of FIG. 1.

(51) **LOC (8) Cl.** **10-04**

(52) **U.S. Cl.** **D10/50**

(58) **Field of Classification Search** D10/49–50;
236/46 R, 47, 49.3, 51, 84, 94; 337/360,
337/323; 116/324; 74/526

FIG. 3 is a left side elevation view of the thermostat housing of FIG. 1.

FIG. 4 is a right side elevation view of the thermostat housing of FIG. 1.

See application file for complete search history.

FIG. 5 is a top plan view of the thermostat housing of FIG. 1; and,

(56) **References Cited**

U.S. PATENT DOCUMENTS

D312,974 S *	12/1990	Conner et al.	D10/50
D394,219 S	5/1998	Morrow		
D489,010 S	4/2004	Stauffer		
D507,976 S	8/2005	Roher		
D520,883 S *	5/2006	Hillard et al.	D10/50
D525,154 S *	7/2006	Moore	D10/50
D536,271 S *	2/2007	Moore	D10/50

FIG. 6 is a bottom plan view of the thermostat housing of FIG. 1.

The rear elevation view of the thermostat housing of FIG. 1 is not shown because no claim is made to ornamentation on the rear of the thermostat housing.


The top and bottom rib patterns illustrated in FIGS. 5 and 6 are consistent with each other.

* cited by examiner

Referring to FIG. 6, an opening is provided in the thermostat housing above the left-most rib pattern for a temperature sensing device.

Primary Examiner—Antoine D. Davis

1 Claim, 4 Drawing Sheets






Figure 1




Figure 2




Figure 3




Figure 4

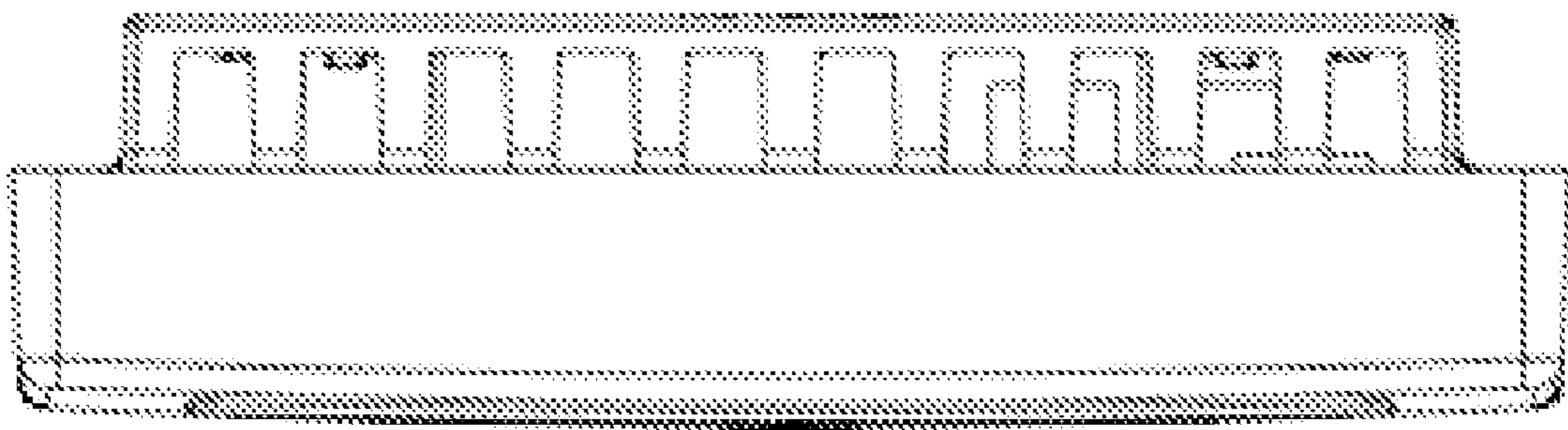


Figure 5

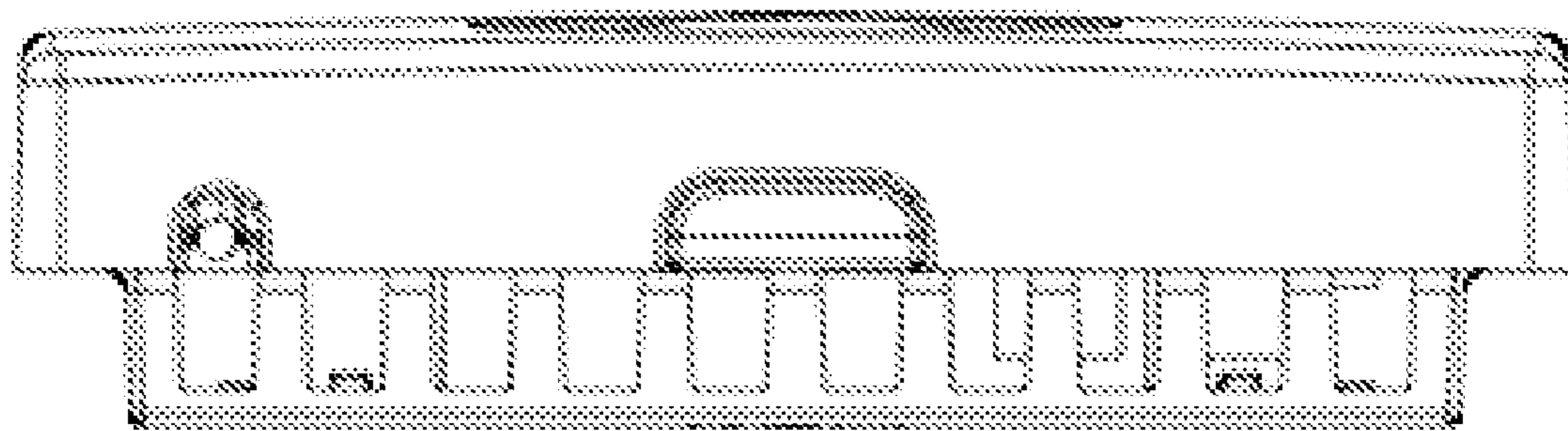


Figure 6