



US00D556046S

(12) **United States Design Patent** (10) **Patent No.:** **US D556,046 S**
Lockman et al. (45) **Date of Patent:** **** Nov. 27, 2007**

(54) **BOTTLE** D417,156 S 11/1999 Veyssiere
 6,016,932 A 1/2000 Gaydosh et al.
 D424,948 S 5/2000 Ullmo
 D429,151 S 8/2000 Cheng et al.
 D454,073 S 3/2002 Crawford
 D454,500 S 3/2002 Bretz et al.
 D454,790 S 3/2002 Crawford
 D461,417 S * 8/2002 Jerome D9/537
 D463,292 S 9/2002 Del Bianco
 D480,650 S * 10/2003 Moore et al. D9/540
 D493,370 S 7/2004 Kamineni et al.
 D503,309 S * 3/2005 Yu D7/511
 D506,139 S * 6/2005 Zboch et al. D9/539
 D506,923 S * 7/2005 Zboch et al. D9/538
 D517,417 S * 3/2006 Livingston et al. D9/552
 D517,864 S * 3/2006 Yu D7/510
 D527,267 S * 8/2006 Zboch et al. D9/516
 D530,615 S * 10/2006 Darr et al. D9/516

(75) Inventors: **Corey Douglas Lockman**, West
 Harrison, NY (US); **Pete MacKinson**,
 Wyckorr, NJ (US); **John Cieslak**,
 Mahwah, NJ (US); **Piaras deCleir**,
 Sleepy Hollow, NY (US); **Niketa**
Mohler, Ossining, NY (US)

(73) Assignee: **Kraft Foods Holdings, Inc.**, Northfield,
 IL (US)

(**) Term: **14 Years**

(21) Appl. No.: **29/228,096**

(22) Filed: **Apr. 20, 2005**

(51) **LOC (8) Cl.** **09-01**
 (52) **U.S. Cl.** **D9/550; 552/557**
 (58) **Field of Classification Search** D9/600,
 D9/640, 649, 667-668, 670, 681, 772-776,
 D9/779-780, 516, 520, 537-540, 545-547,
 D9/549-550, 551-554, 556-558, 564-567,
 D9/569; D7/509-510; 215/382-384, 396,
 215/398

See application file for complete search history.

(56) **References Cited**
 U.S. PATENT DOCUMENTS

D73,129 S * 7/1927 Heyman D9/552
 4,538,439 A * 9/1985 Frei 220/670 X
 D314,702 S * 2/1991 Gonzalez D9/667
 D379,153 S * 5/1997 Richardson D9/537
 D385,796 S * 11/1997 Richardson D9/537
 D386,088 S * 11/1997 Satoh D9/536
 D409,493 S 5/1999 Waggaman et al.
 D412,441 S 8/1999 Cheng et al.
 D414,112 S 9/1999 Waggaman et al.

* cited by examiner

Primary Examiner—Carol Rademaker
 (74) *Attorney, Agent, or Firm*—Stites & Harbison PLLC;
 Marvin Petry

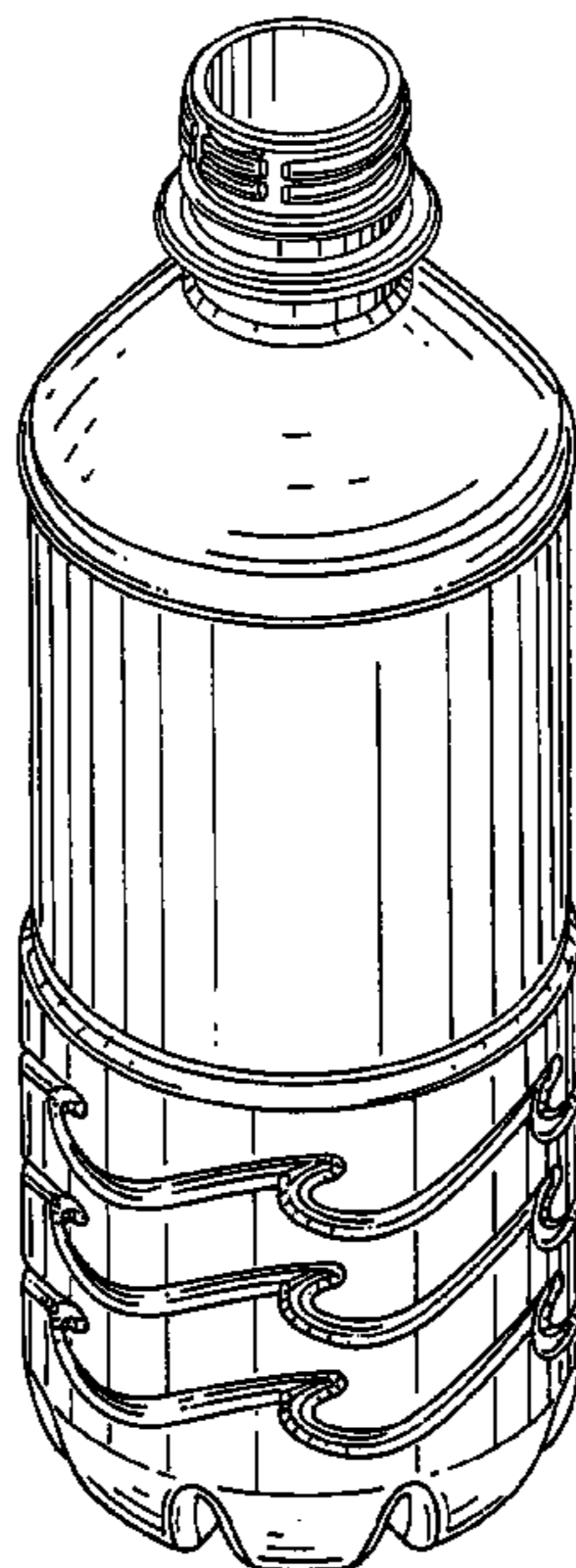
(57) **CLAIM**

The ornamental design for a bottle, as shown.

DESCRIPTION

FIG. 1 is a top front perspective view of a bottle according to our new design;
 FIG. 2 is a front elevational view thereof;
 FIG. 3 is a rear elevational view thereof;
 FIG. 4 is a right side elevational view thereof;
 FIG. 5 is a left side elevational view thereof; and,
 FIG. 6 is a top plan view thereof.

1 Claim, 6 Drawing Sheets



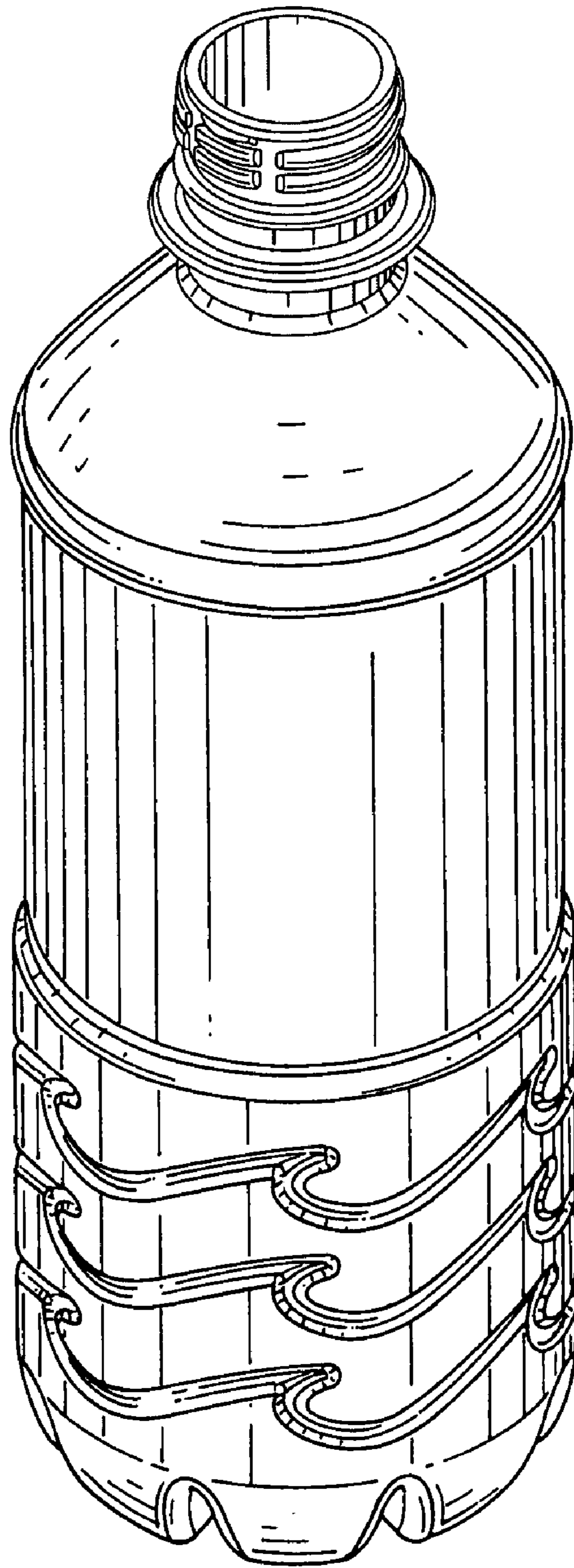


FIG. 1




FIG. 2




FIG. 3




FIG. 4




FIG. 5

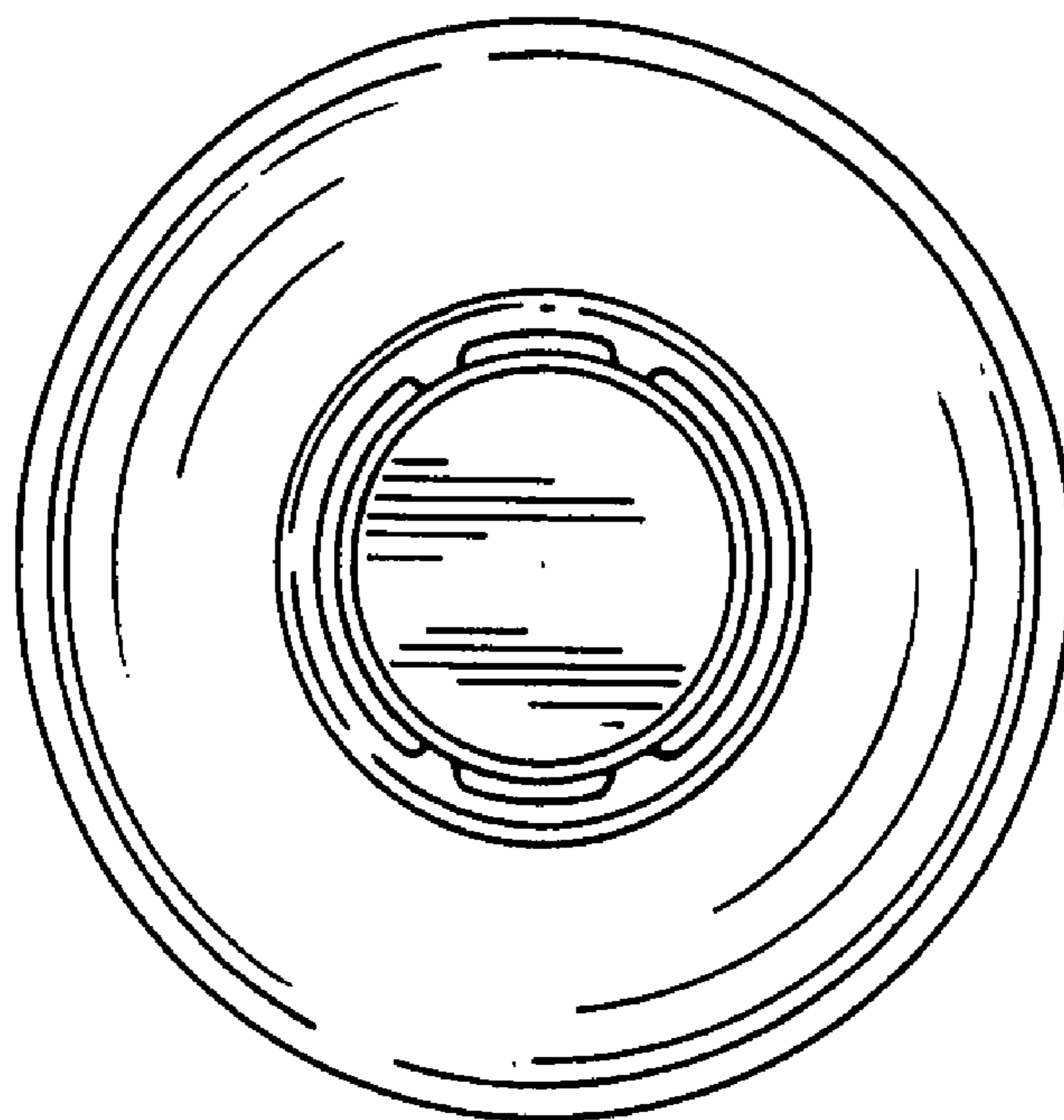


FIG. 6