



US00D556045S

(12) **United States Design Patent**
Kamath et al.

(10) **Patent No.:** **US D556,045 S**

(45) **Date of Patent:** **** Nov. 27, 2007**

(54) **BOTTLE**

(75) Inventors: **Nicole J. Kamath**, San Francisco, CA (US); **Vince N. DeMaso**, San Ramon, CA (US); **Christian F. Diaz**, Buenos (AR); **W. Keith Mainquist**, Pleasanton, CA (US); **Steven J. Tomkins**, Fremont, CA (US)

(73) Assignee: **The Clorox Company**, Oakland, CA (US)

(**) Term: **14 Years**

(21) Appl. No.: **29/247,518**

(22) Filed: **Jun. 23, 2006**

(51) **LOC (8) Cl.** **09-01**

(52) **U.S. Cl.** **D9/543; D9/563; D9/564; D9/568**

(58) **Field of Classification Search** D9/682-694, D9/516, 520, 523-528, 541-543, 563-564, D9/570-575; 215/381-385, 396, 398, 400
See application file for complete search history.

(56) **References Cited**

U.S. PATENT DOCUMENTS

D391,488 S * 3/1998 Klima et al. D9/524
D403,588 S * 1/1999 Jungmann D9/523
D404,650 S * 1/1999 Hefter et al. D9/543
5,875,940 A * 3/1999 Mayfield 222/382
D415,430 S * 10/1999 Bodker et al. D9/523

D416,802 S * 11/1999 Zimmer et al. D9/523
D420,918 S * 2/2000 Hefter et al. D9/523
D432,021 S * 10/2000 Caughey et al. D9/543
D432,426 S * 10/2000 Caughey et al. D9/543
D434,665 S * 12/2000 Wetherell et al. D9/523
D447,420 S * 9/2001 Cummings D9/523
D486,397 S * 2/2004 Crawford et al. D9/523
D495,257 S * 8/2004 Crawford et al. D9/523
D501,796 S * 2/2005 Crawford et al. D9/523
D510,869 S * 10/2005 Gross et al. D9/523
D529,806 S * 10/2006 Cummings D9/523

* cited by examiner

Primary Examiner—Carol Rademaker

(74) *Attorney, Agent, or Firm*—Richard Niehuser

(57) **CLAIM**

The ornamental design for a bottle, as shown and described.

DESCRIPTION

FIG. 1 is a top, front, left side perspective view of a bottle showing our new design;

FIG. 2 is a front elevational view thereof;

FIG. 3 is a rear elevational view thereof;

FIG. 4 is a left side elevational view thereof;

FIG. 5 is a right side elevational view thereof; and,

FIG. 6 is a top plan view thereof.

The broken lines shown in the drawings are for illustrative purposes only and form no part of the claimed design.

1 Claim, 5 Drawing Sheets





FIG.-1

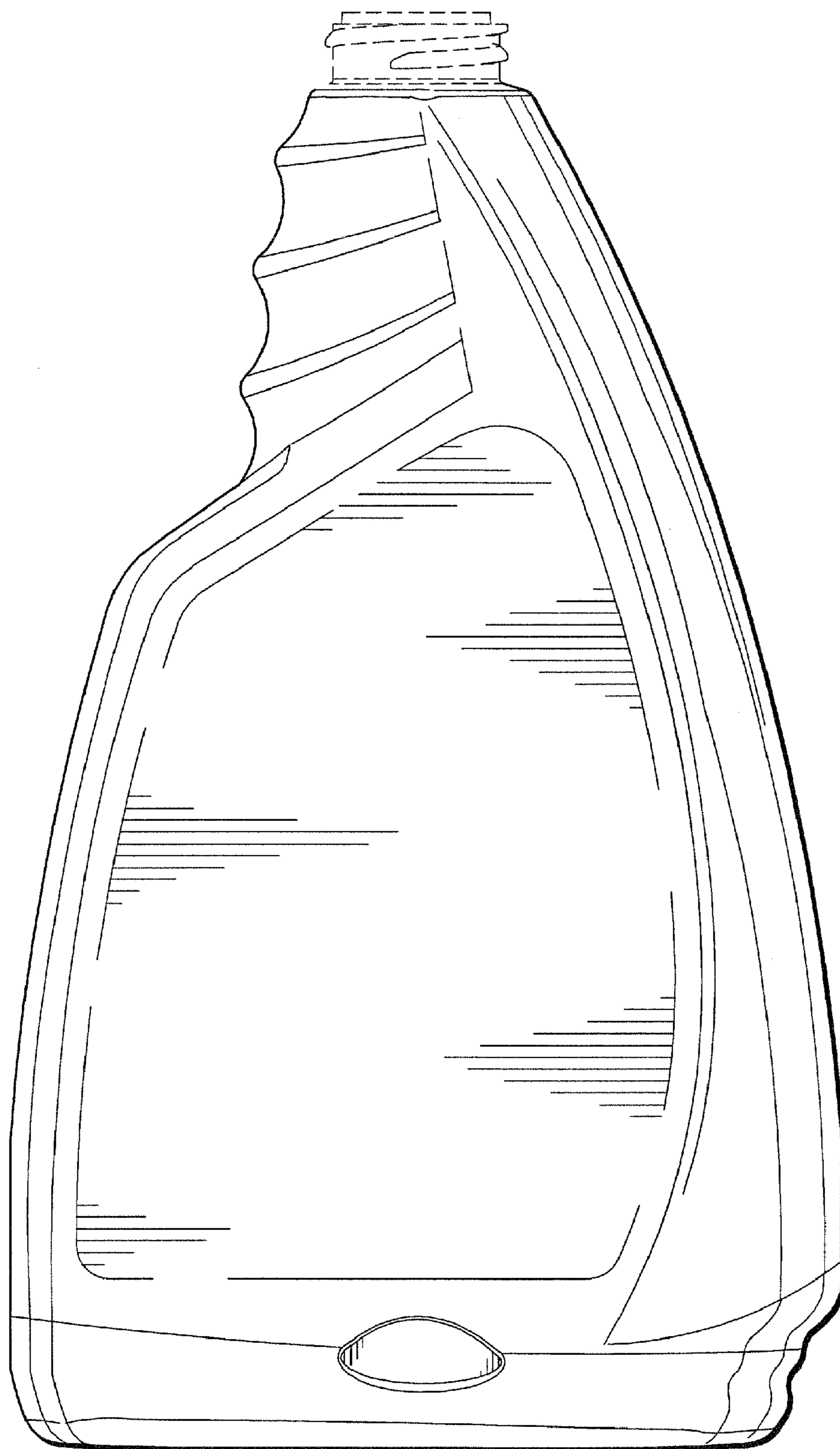


FIG.-2

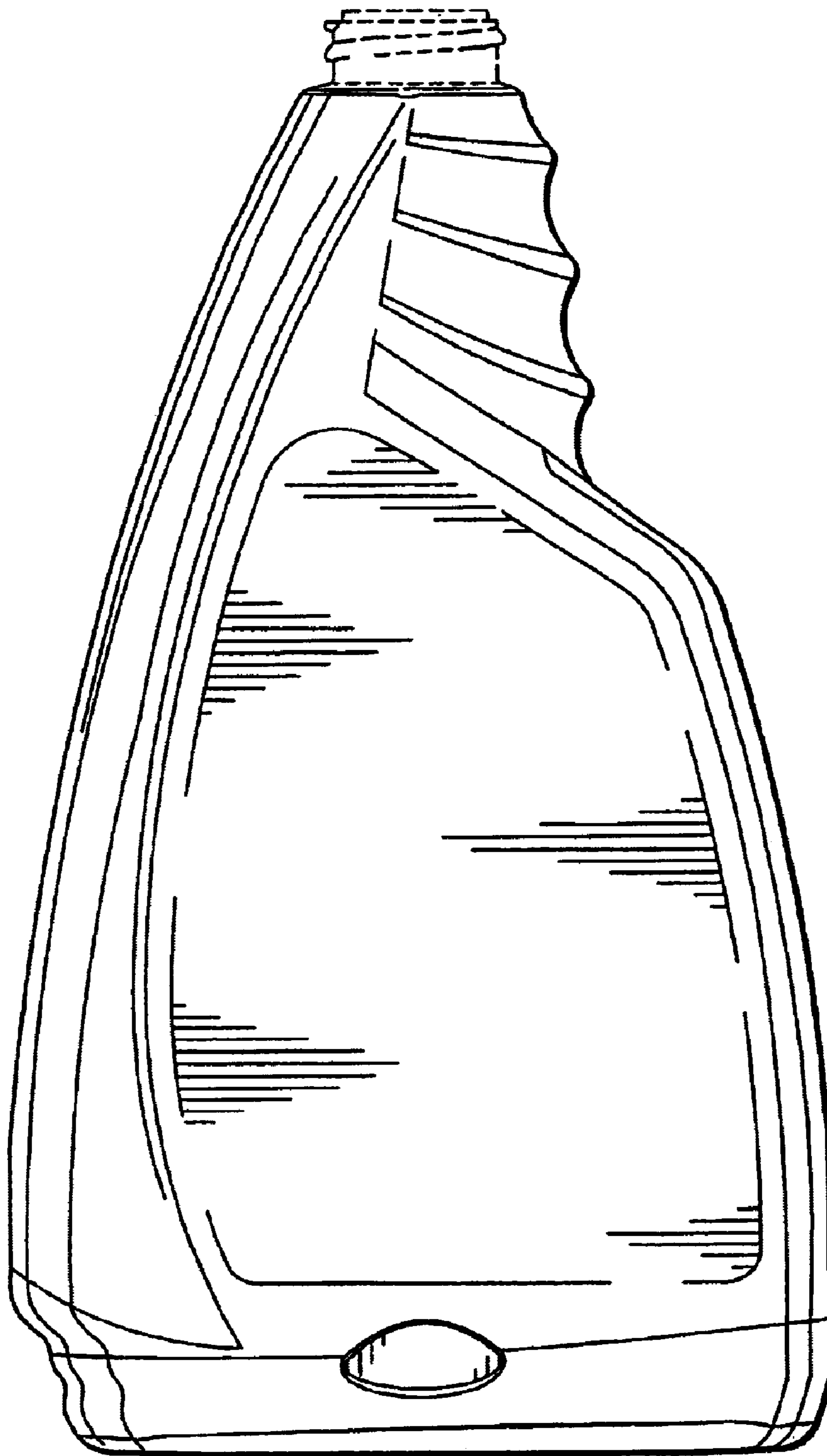


FIG. - 3

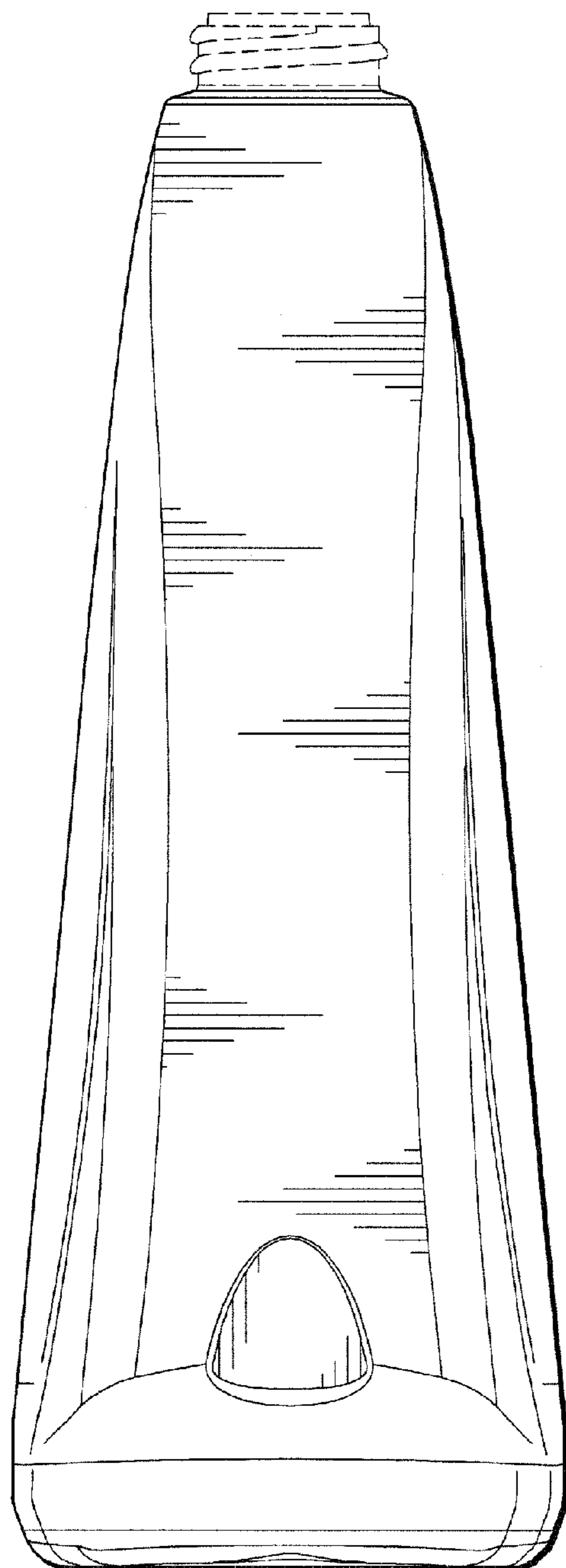


FIG.-4

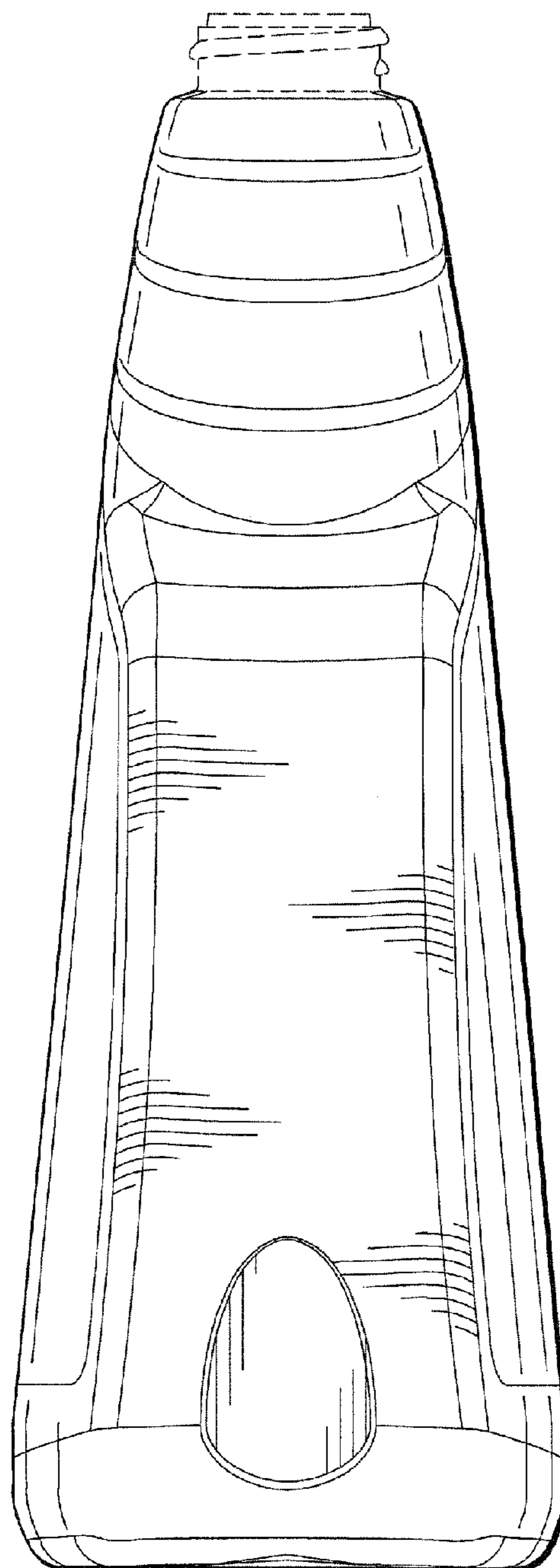


FIG.-5

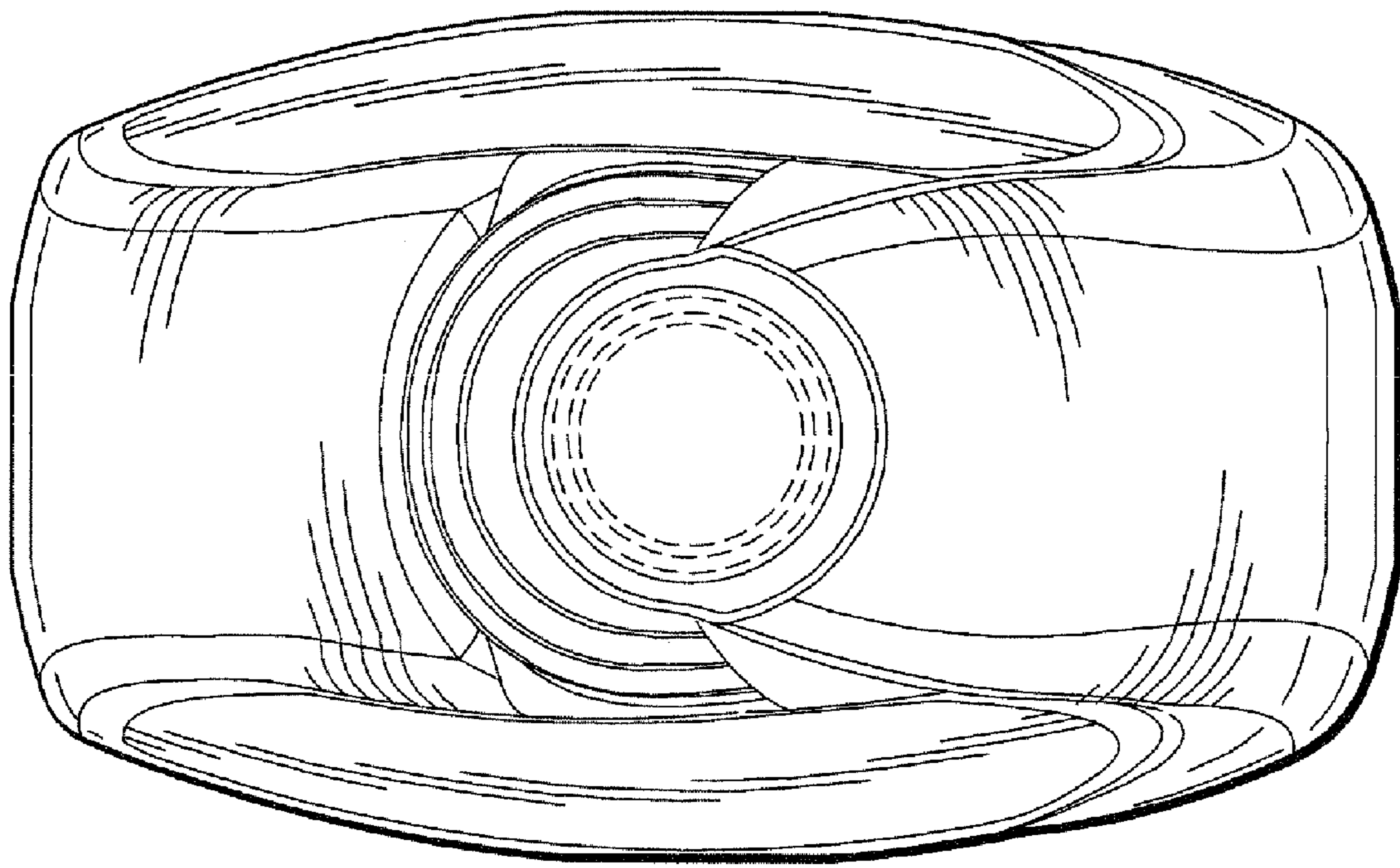


FIG. - 6