



US00D556041S

(12) **United States Design Patent**
Flanagan-Kent et al.

(10) **Patent No.: US D556,041 S**

(45) **Date of Patent: ** Nov. 27, 2007**

(54) **CANISTER WITH HANDLE**

(75) Inventors: **Laura A. Flanagan-Kent**, Decatur, GA (US); **John Silva**, Suwannee, GA (US); **Mark Wanderlich**, Loganville, GA (US)

(73) Assignee: **Silgan Plastics Corporation**, Chesterfield, MO (US)

(**) Term: **14 Years**

(21) Appl. No.: **29/271,062**

(22) Filed: **Jan. 9, 2007**

(51) **LOC (8) Cl. 09-01**

(52) **U.S. Cl. D9/531**

(58) **Field of Classification Search** D9/502, D9/516, 522, 528-531, 535, 537, 539, 542, D9/543, 549, 550, 563, 574; D7/601, 602, D7/612, 615, 629; 215/14, 200, 217, 218, 215/223, 241, 379, 382-385, 396, 398; 220/200, 220/260, 890; 222/92, 109, 210, 212, 215; D27/190

See application file for complete search history.

(56) **References Cited**

U.S. PATENT DOCUMENTS

- D370,850 S * 6/1996 Beaver D9/543
- D389,067 S * 1/1998 Lown D9/543
- D412,373 S * 7/1999 Krawec et al. D27/190
- D480,973 S * 10/2003 Nottingham et al. D9/531
- D482,973 S * 12/2003 Nottingham et al. D9/531

- D482,974 S * 12/2003 Nottingham et al. D9/531
- D493,334 S * 7/2004 Yang et al. D7/629
- D500,679 S * 1/2005 Walsh et al. D9/522
- D500,953 S * 1/2005 Nottingham et al. D9/528
- D510,866 S * 10/2005 Nottingham et al. D9/502
- D511,101 S * 11/2005 Nottingham et al. D9/531
- D528,919 S * 9/2006 Kipperman et al. D9/529
- D531,041 S * 10/2006 Sauer et al. D9/529

* cited by examiner

Primary Examiner—Mitchell Siegel
Assistant Examiner—Shanda C. Hill

(57) **CLAIM**

The ornamental design for a canister with handle, as shown and described.

DESCRIPTION

FIG. 1 is a perspective view of a canister showing our new design;

FIG. 2 is a side elevational view of the canister with the opposite side being a mirror image thereof;

FIG. 3 is a rear elevational view thereof;

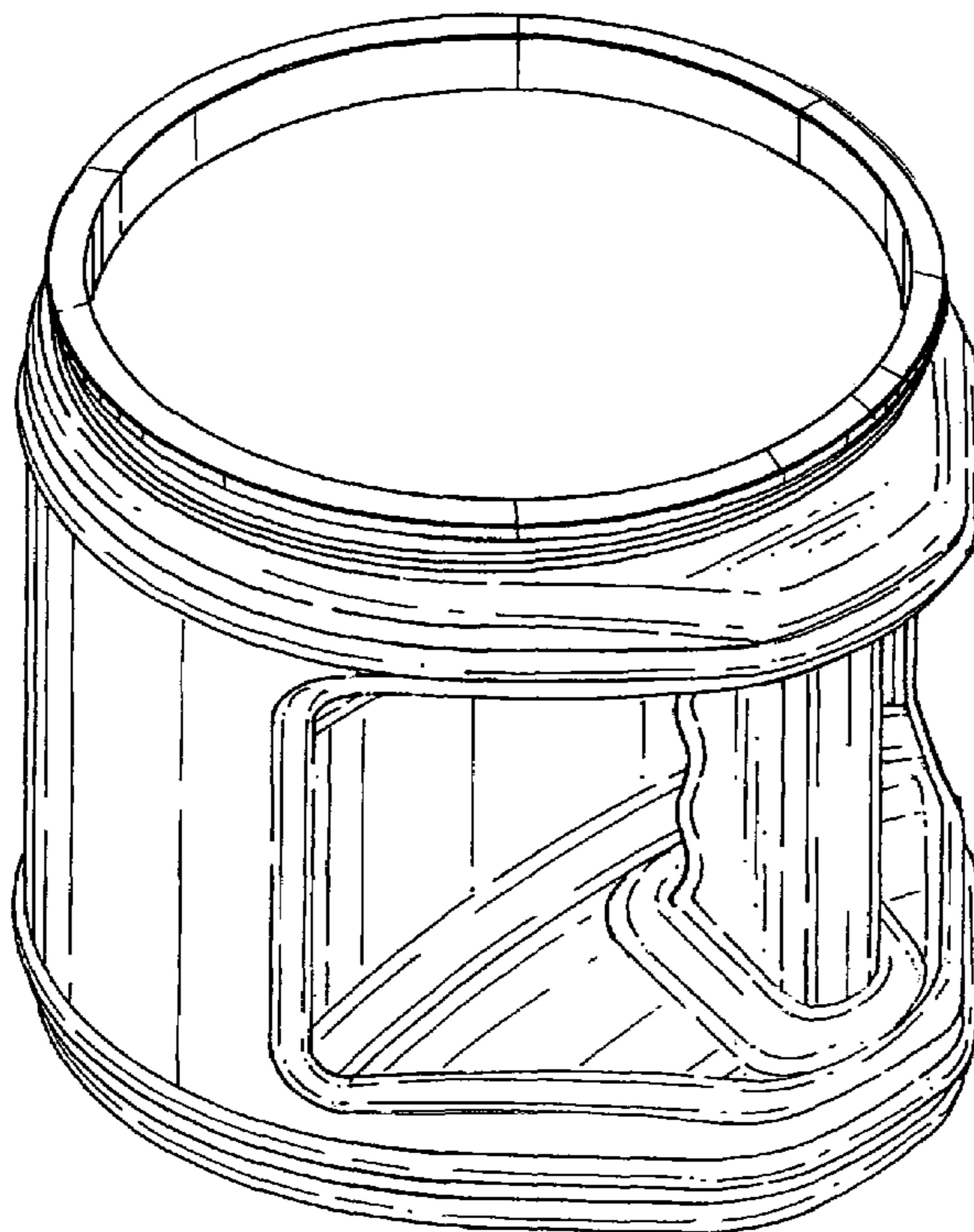
FIG. 4 is a front elevational view thereof;

FIG. 5 is a top view thereof; and,

FIG. 6 is a bottom view thereof.

The broken lines shown in the drawing disclosure are for illustrative purposes only and form no part of the claimed design.

1 Claim, 4 Drawing Sheets



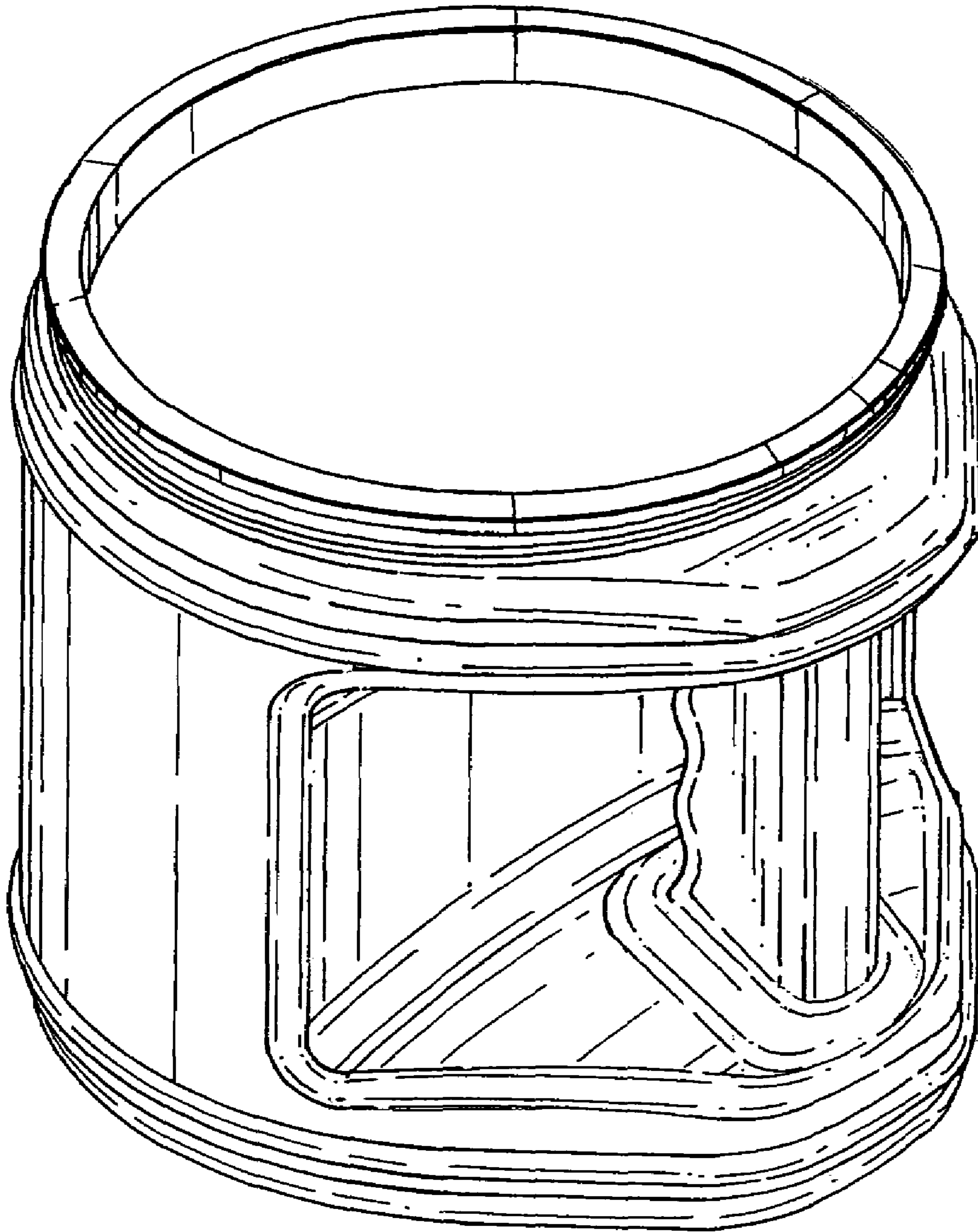


FIG. 1




FIG. 2

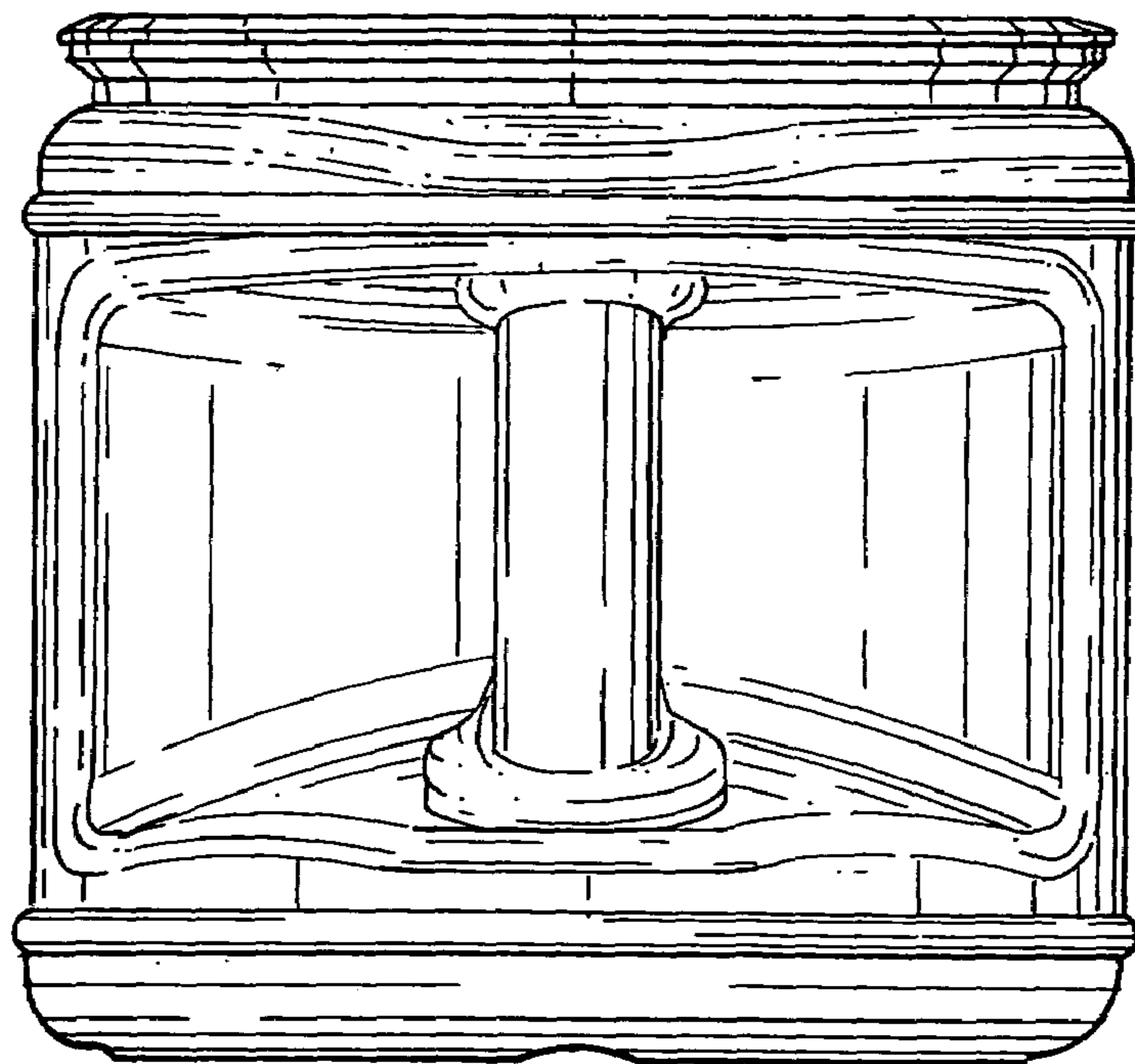


FIG. 3




FIG. 4

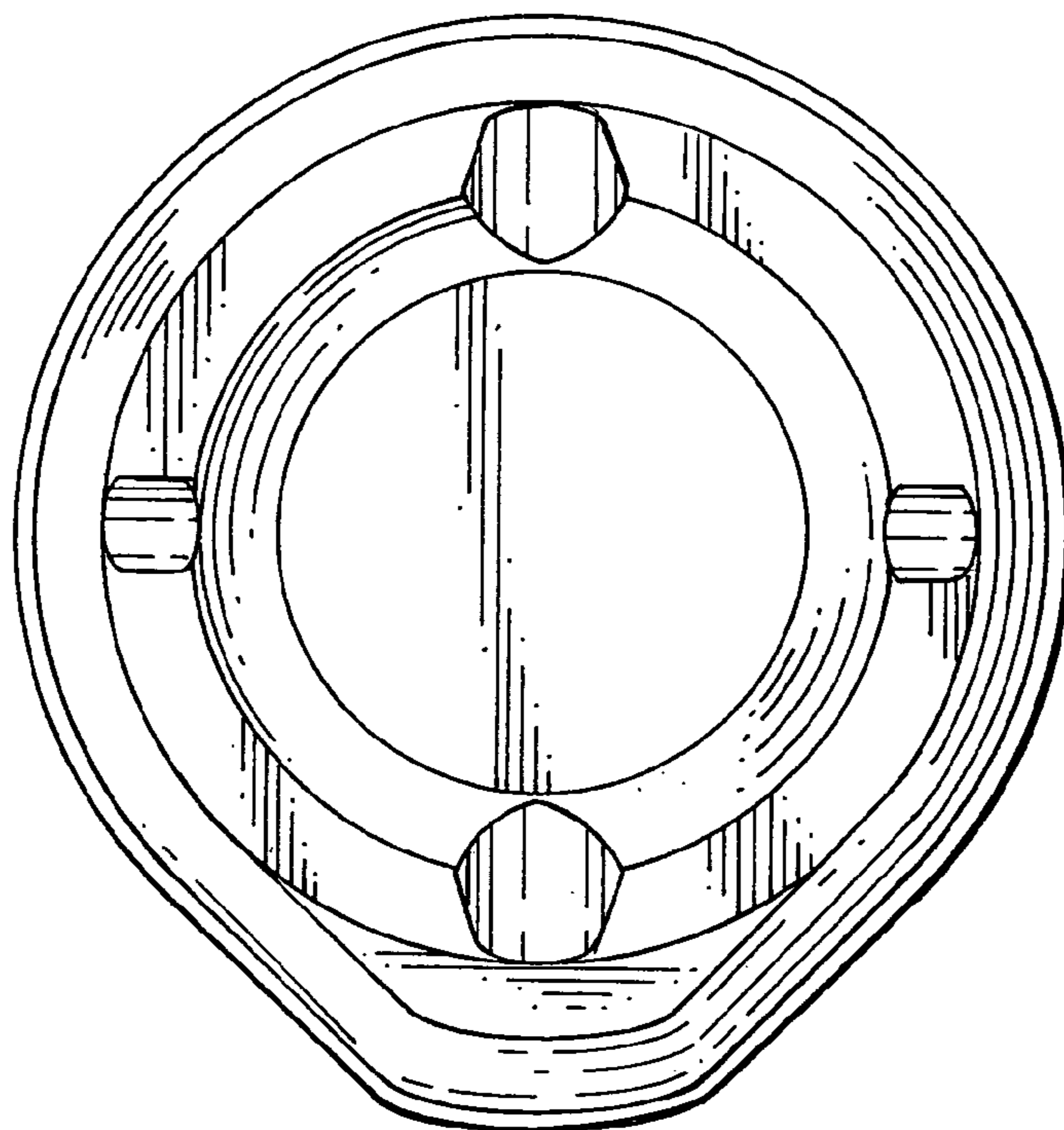


FIG. 6

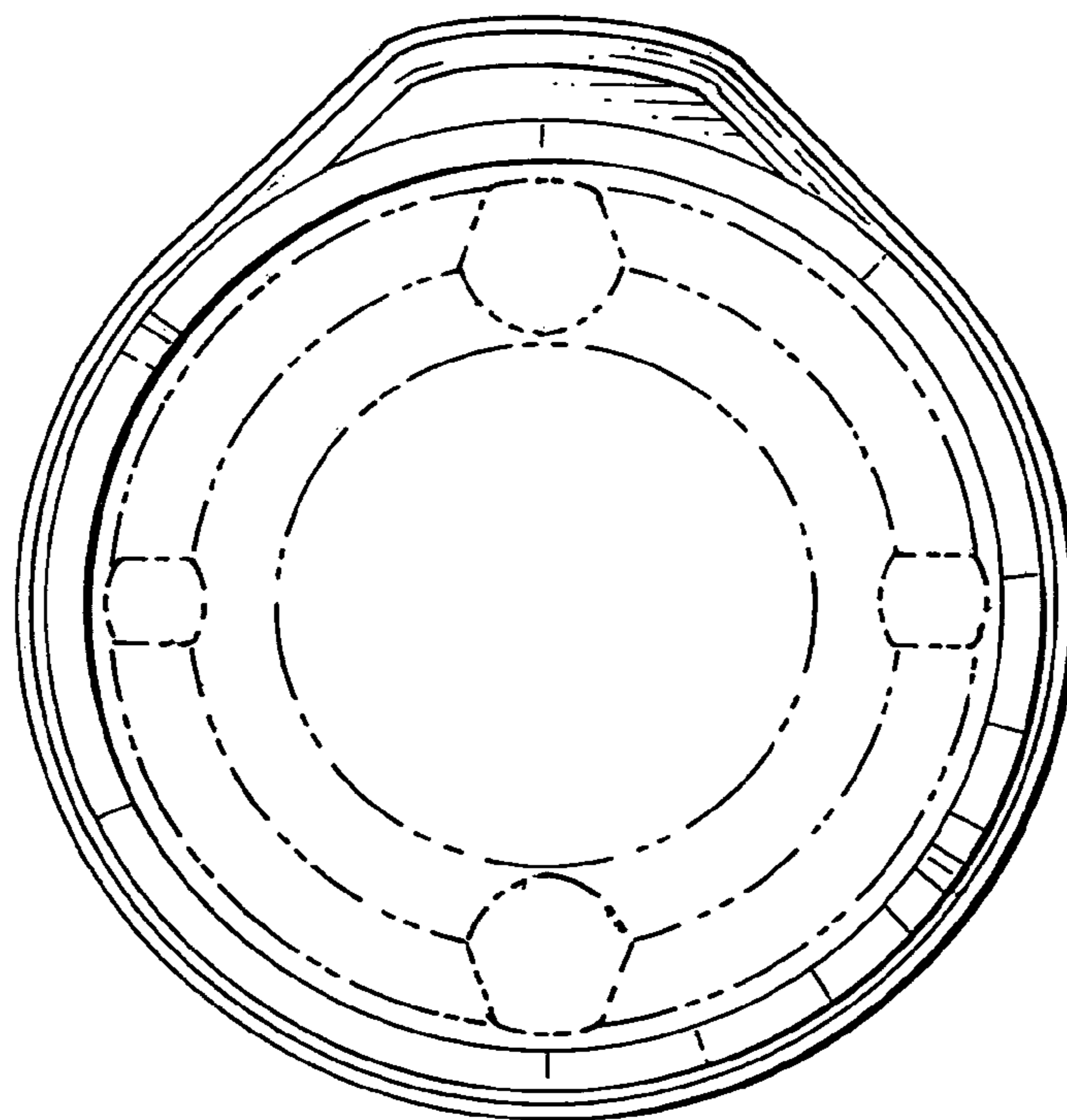


FIG. 5