



US00D556040S

(12) **United States Design Patent**
Kawashima et al.

(10) **Patent No.:** **US D556,040 S**

(45) **Date of Patent:** **** Nov. 27, 2007**

(54) **CONTAINER**

(75) Inventors: **Shuji Kawashima**, Osaka (JP); **Akiko Kodama**, Osaka (JP)

(73) Assignee: **Kobayashi Seiyaku Kabushiki Kaisha**, Osaka (JP)

(**) Term: **14 Years**

(21) Appl. No.: **29/245,795**

(22) Filed: **Dec. 28, 2005**

(51) **LOC (8) Cl.** **09-01**

(52) **U.S. Cl.** **D9/529; D9/558; D9/454**

(58) **Field of Classification Search** D4/114,
D4/116; D9/453, 500, 503-505, 529, 537-539,
D9/544-545, 548-549, 558, 560, 571-575,
D9/682, 688, 690-691; D3/201, 205-206,
D3/211, 270, 271.1, 273, 325; D28/91.1,
D28/76; 215/381-384, 396, 398, 400; D99/35-37;
401/129

See application file for complete search history.

(56) **References Cited**

U.S. PATENT DOCUMENTS

D135,236 S *	3/1943	Younghusband	D4/116
3,337,901 A *	8/1967	Schefer et al.	401/129
D208,885 S *	10/1967	Roehrich	D9/503
D315,097 S *	3/1991	Sgariboldi	D9/567
D330,859 S *	11/1992	Schaeffer	D9/503
D369,557 S *	5/1996	Hiro et al.	D9/558
D393,596 S *	4/1998	Kotyuk	D9/558
D399,658 S *	10/1998	Nosella	D4/116
D416,491 S *	11/1999	Gobe	D9/558
D422,219 S *	4/2000	Gobe	D9/503

D431,779 S *	10/2000	Nosella	D9/558 X
6,174,099 B1 *	1/2001	Patel et al.	401/129
6,176,631 B1 *	1/2001	Gueret	401/129
D469,356 S *	1/2003	Vo	D9/503
D487,703 S *	3/2004	Orsomando	D9/574
D515,935 S *	2/2006	Lin	D9/558 X

OTHER PUBLICATIONS

Miniature Perfume Bottles: Minis, Mates, and More, Jeri Lyn Ringblum, "Tabac Original Bottle", launch date 1959, lower left corner p. 182; Schiffler Pub. Co., PA, © 1996.*

Miniature Perfume Bottles: Minis, Mates, and More, Jeri Lyn Ringblum, Private Collection Bottle, launch date 1973, left center of p. 98 and "Pleasures Bottle", launch date 1995; right center of p. 98 center Schiffler Pub. Co., PA, © 1996.*

* cited by examiner

Primary Examiner—Carol Rademaker

(74) *Attorney, Agent, or Firm*—Townsend and Townsend and Crew LLP

(57) **CLAIM**

The ornamental design for a container, as shown and described.

DESCRIPTION

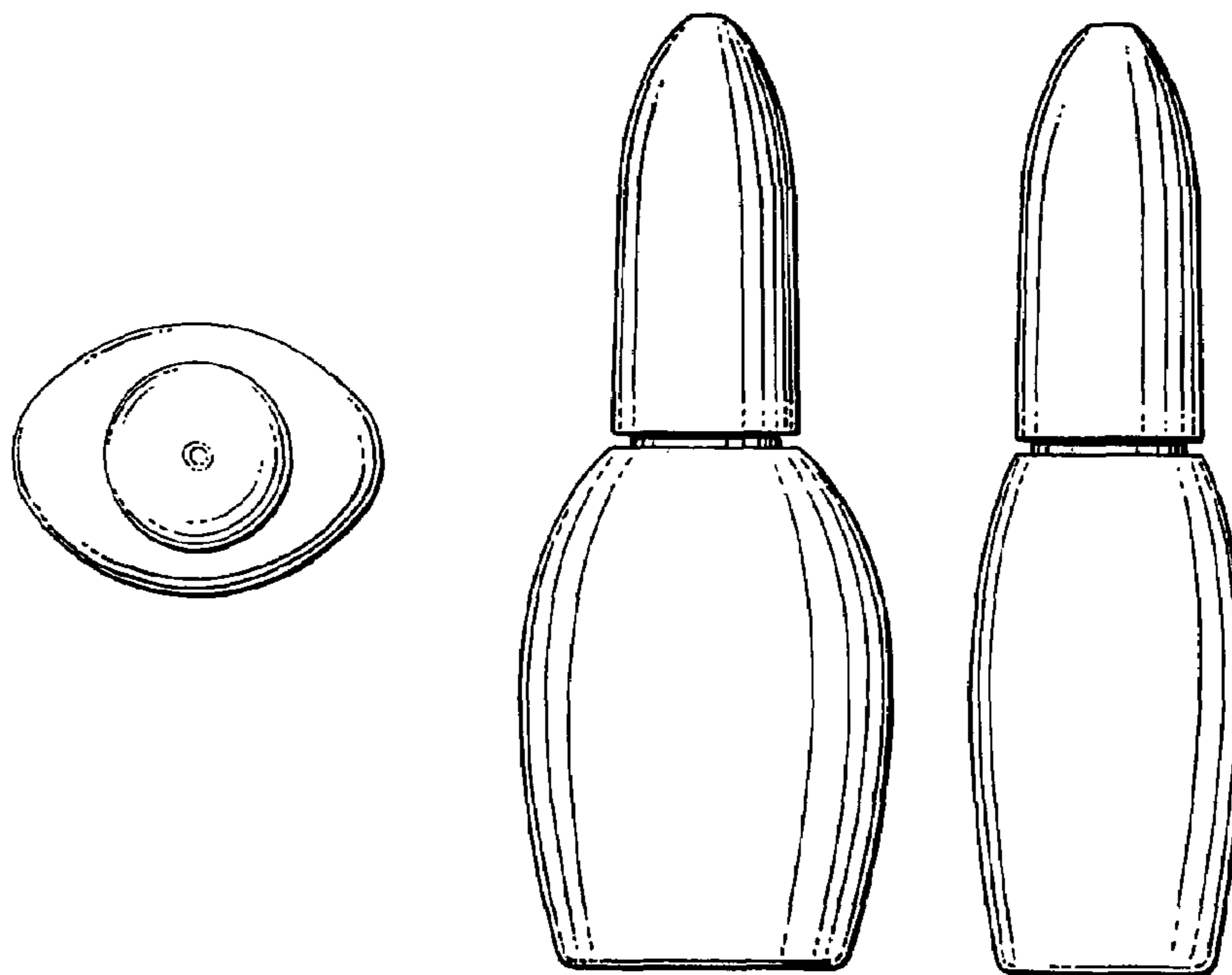
FIG. 1 is a top, front, left side perspective view of a container showing our new design;

FIG. 2 is a top plan view thereof;

FIG. 3 is a front elevation view thereof, the rear elevation view being a mirror image; and,

FIG. 4 is a right side elevational view thereof, the left side being a mirror image.

1 Claim, 1 Drawing Sheet



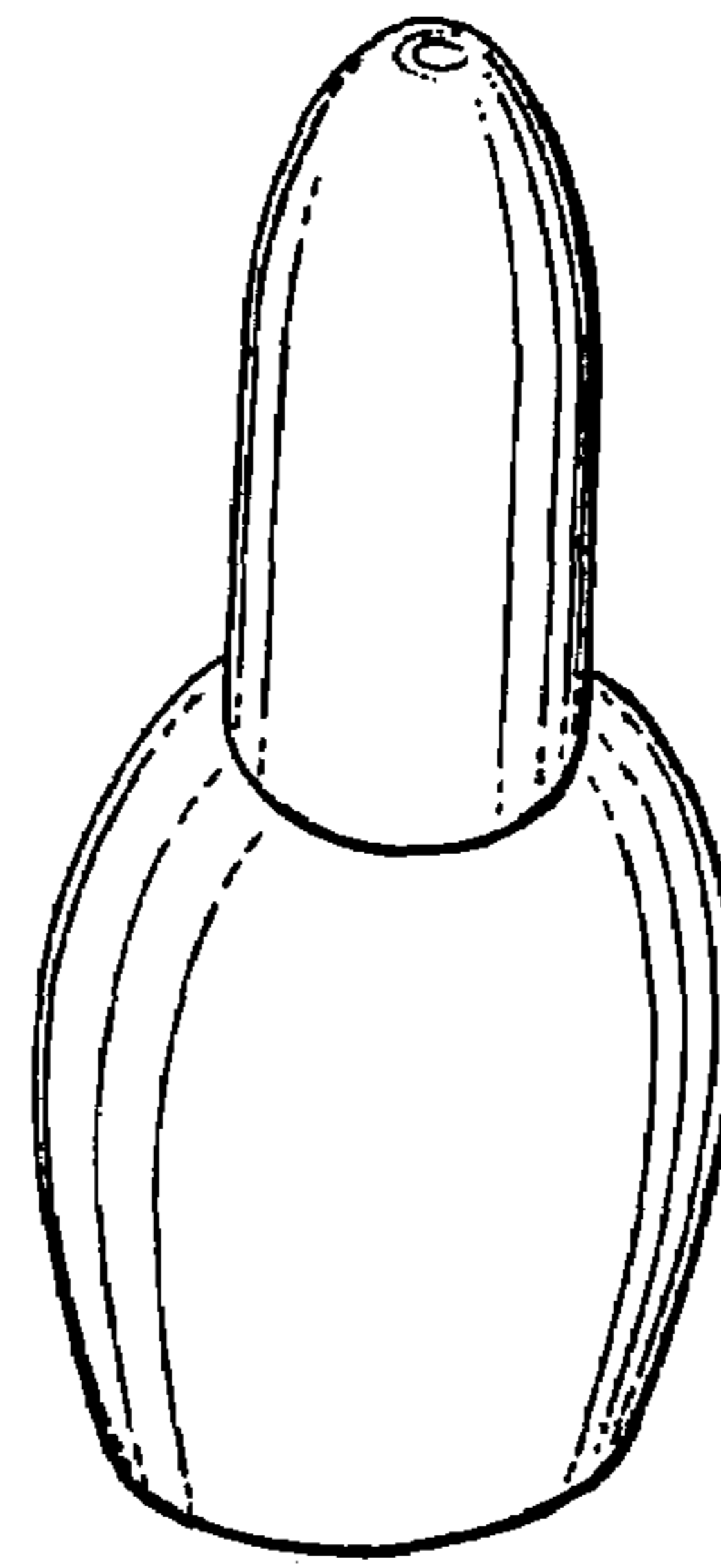


FIG. 1

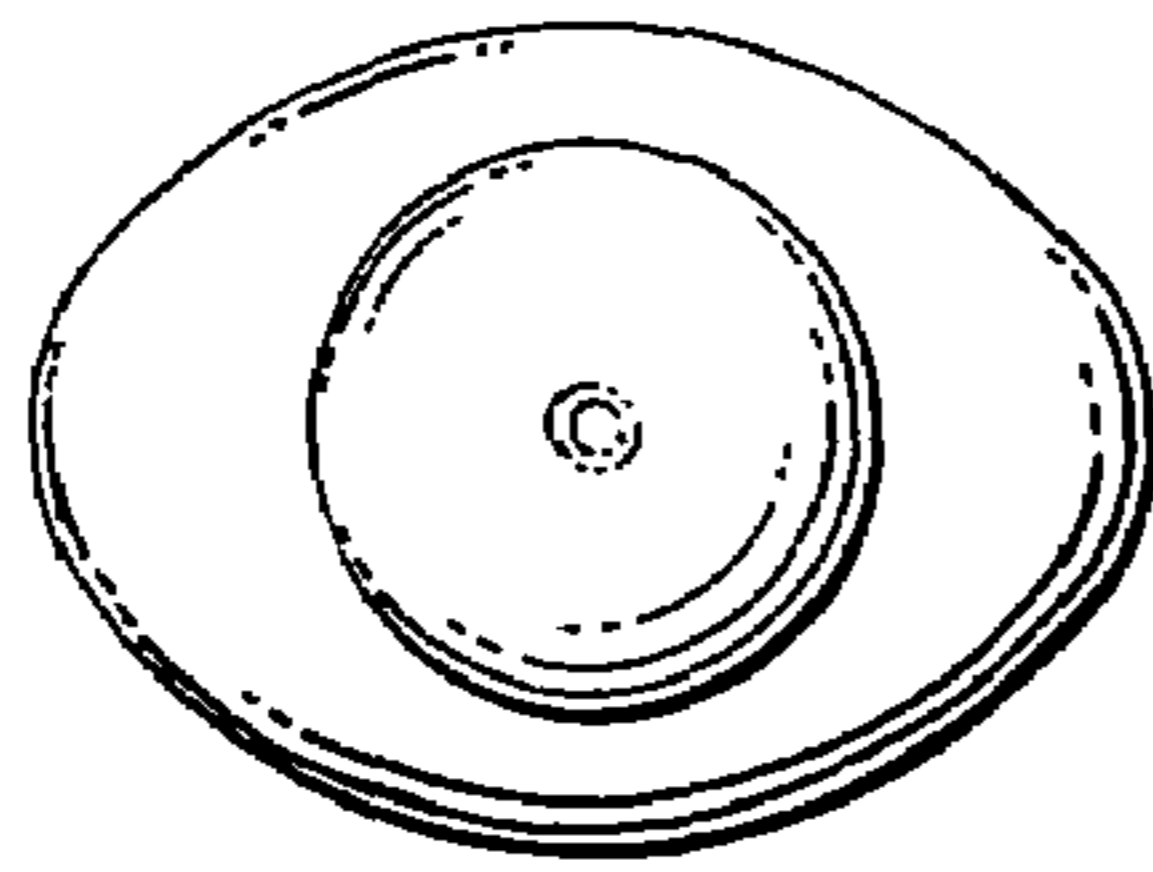


FIG. 2

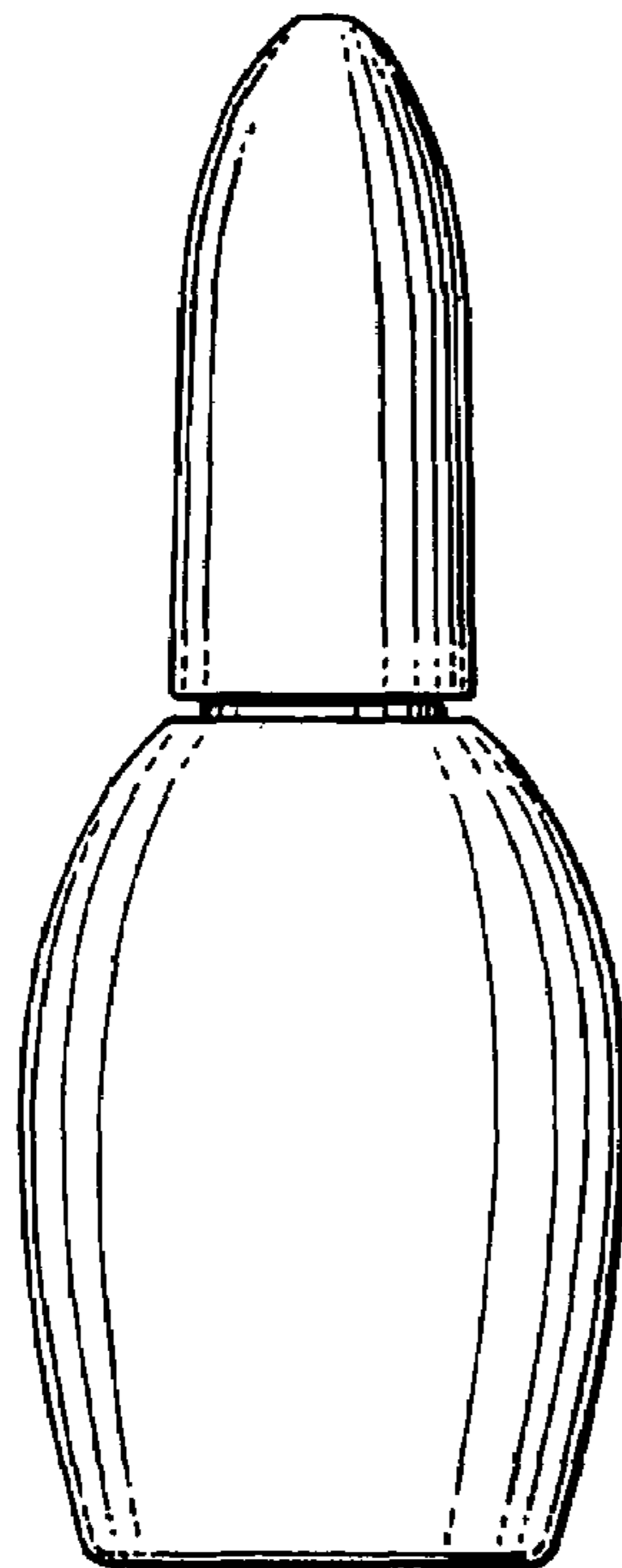


FIG. 3

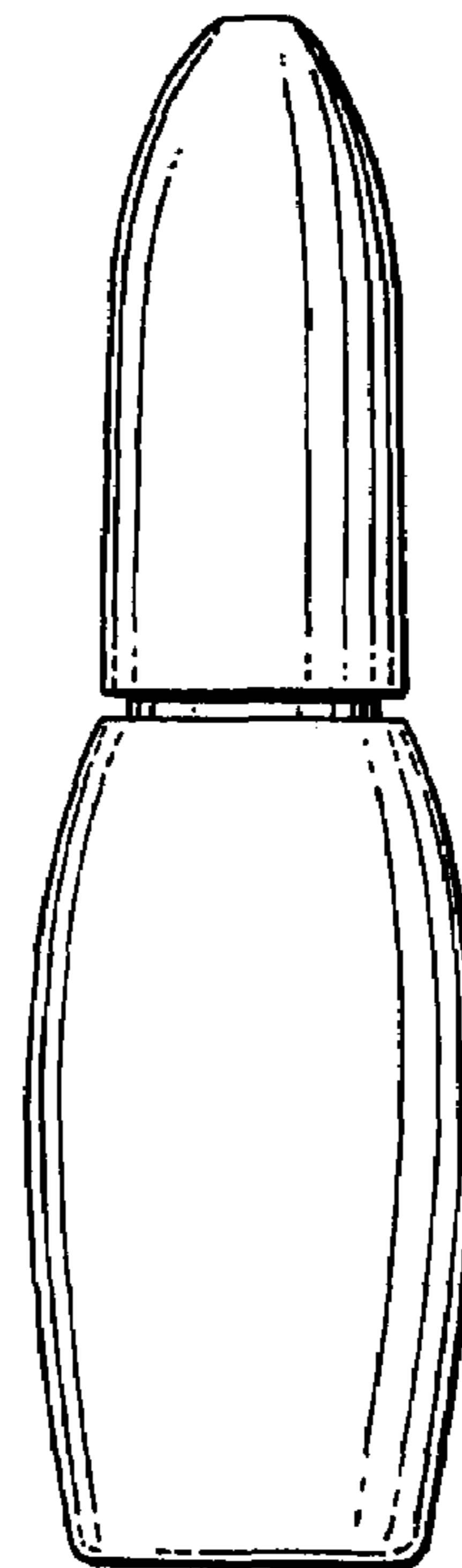


FIG. 4