



US00D556038S

(12) **United States Design Patent**
Chupak

(10) **Patent No.:** **US D556,038 S**

(45) **Date of Patent:** **** Nov. 27, 2007**

(54) **BOTTLE**

(75) **Inventor:** **Thomas Chupak**, West Middlesex, PA
(US)

(73) **Assignee:** **Exal Corporation**, Youngstown, OH
(US)

(**) **Term:** **14 Years**

(21) **Appl. No.:** **29/269,152**

(22) **Filed:** **Nov. 21, 2006**

(51) **LOC (8) Cl.** **09-01**

(52) **U.S. Cl.** **D9/500; D9/520**

(58) **Field of Classification Search** D9/500,
D9/502, 503, 504, 505, 516, 518, 529, 537,
D9/538, 539, 540, 545, 549, 558, 772, 779,
D9/901-902; D7/509, 510, 511, 608; 215/379,
215/381, 382, 384; 220/660, 661, 669
See application file for complete search history.

(56) **References Cited**

U.S. PATENT DOCUMENTS

D217,585 S * 5/1970 Lambelet D9/500
D412,281 S * 7/1999 Lindsay et al. D9/500

D426,953 S * 6/2000 Vanden Dries et al. D3/264
D436,501 S * 1/2001 Huang D7/608
D476,571 S * 7/2003 Lince D9/500
D501,792 S * 2/2005 Priestman D9/500
D528,000 S * 9/2006 Davis et al. D9/500

* cited by examiner

Primary Examiner—Ian Simmons

Assistant Examiner—Dana Sipos

(74) *Attorney, Agent, or Firm*—Thorp Reed & Armstrong,
LLP

(57) **CLAIM**

The ornamental designs for a bottle, as shown and described.

DESCRIPTION

FIG. 1 is a perspective view of a bottle showing my new design.

FIG. 2 is a bottom perspective view thereof.

FIG. 3 is a front elevational view thereof. The left, right and rear elevational views are all identical to the front view.

FIG. 4 is a top plan view thereof; and,

FIG. 5 is a bottom plan view thereof.

1 Claim, 4 Drawing Sheets

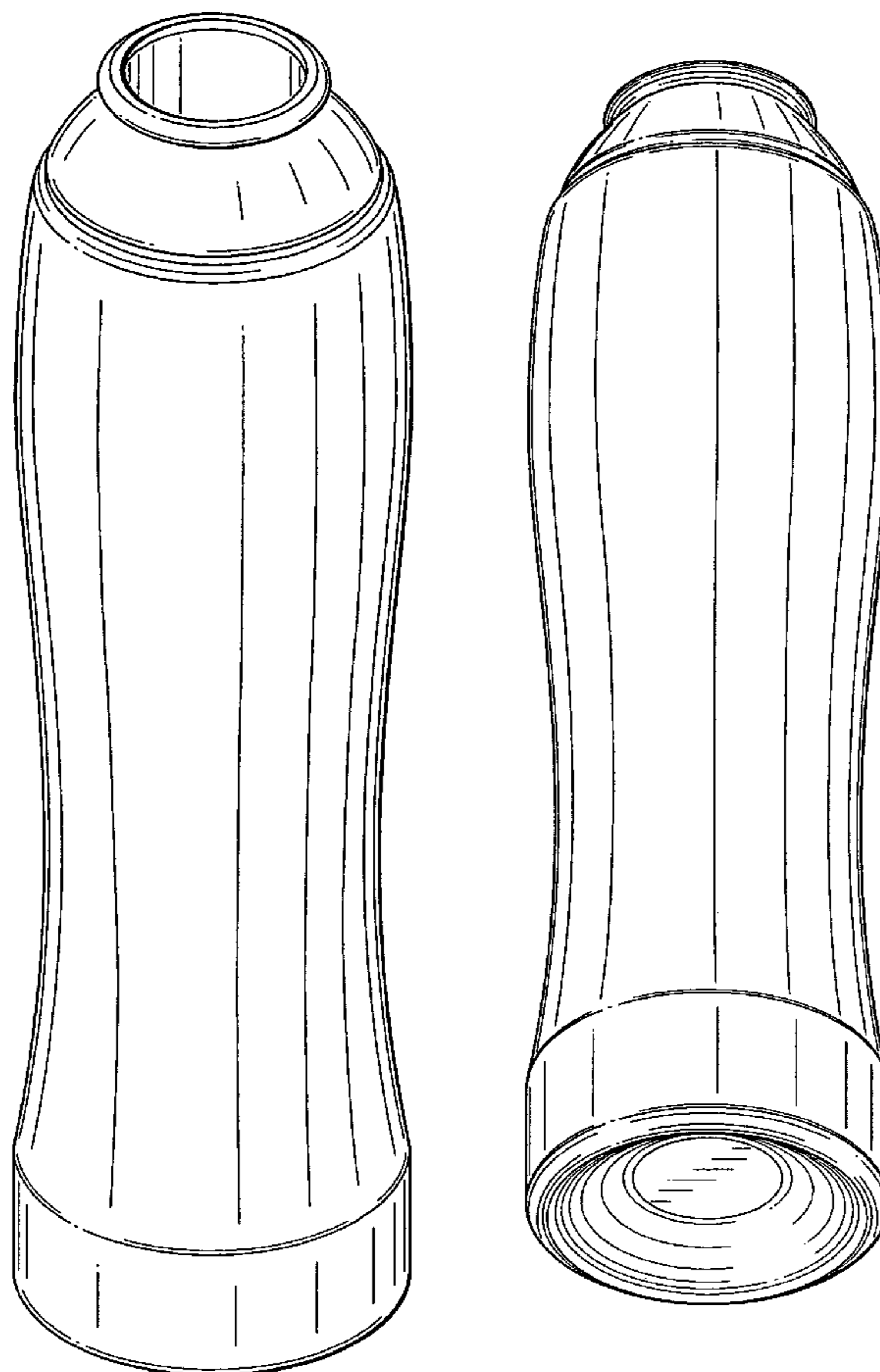




FIG. 1

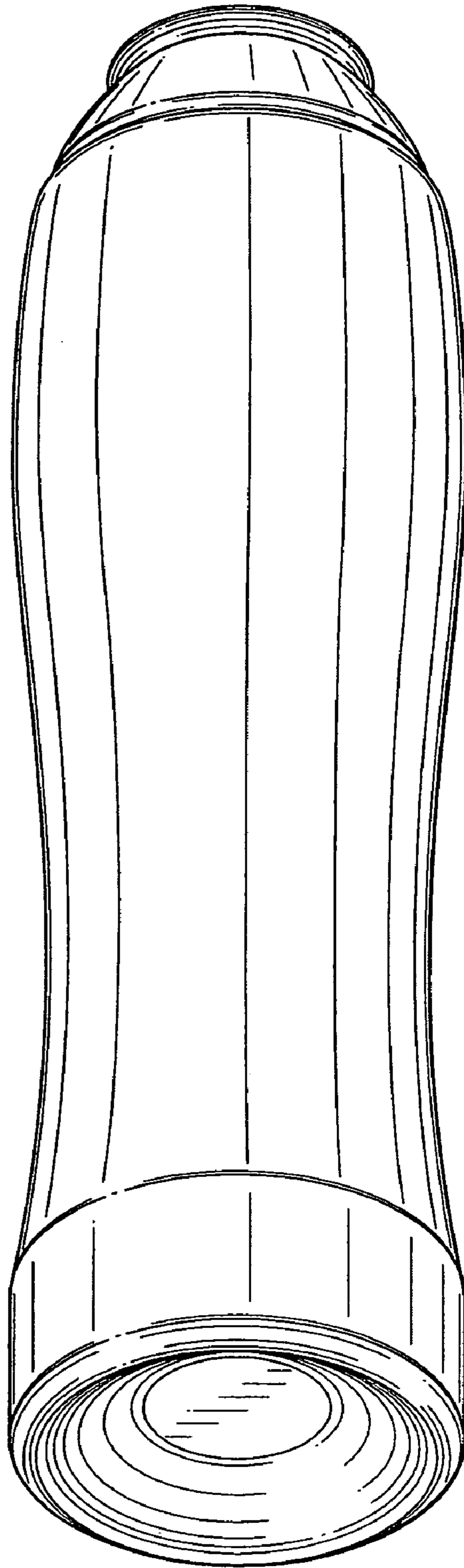


FIG. 2



FIG. 3

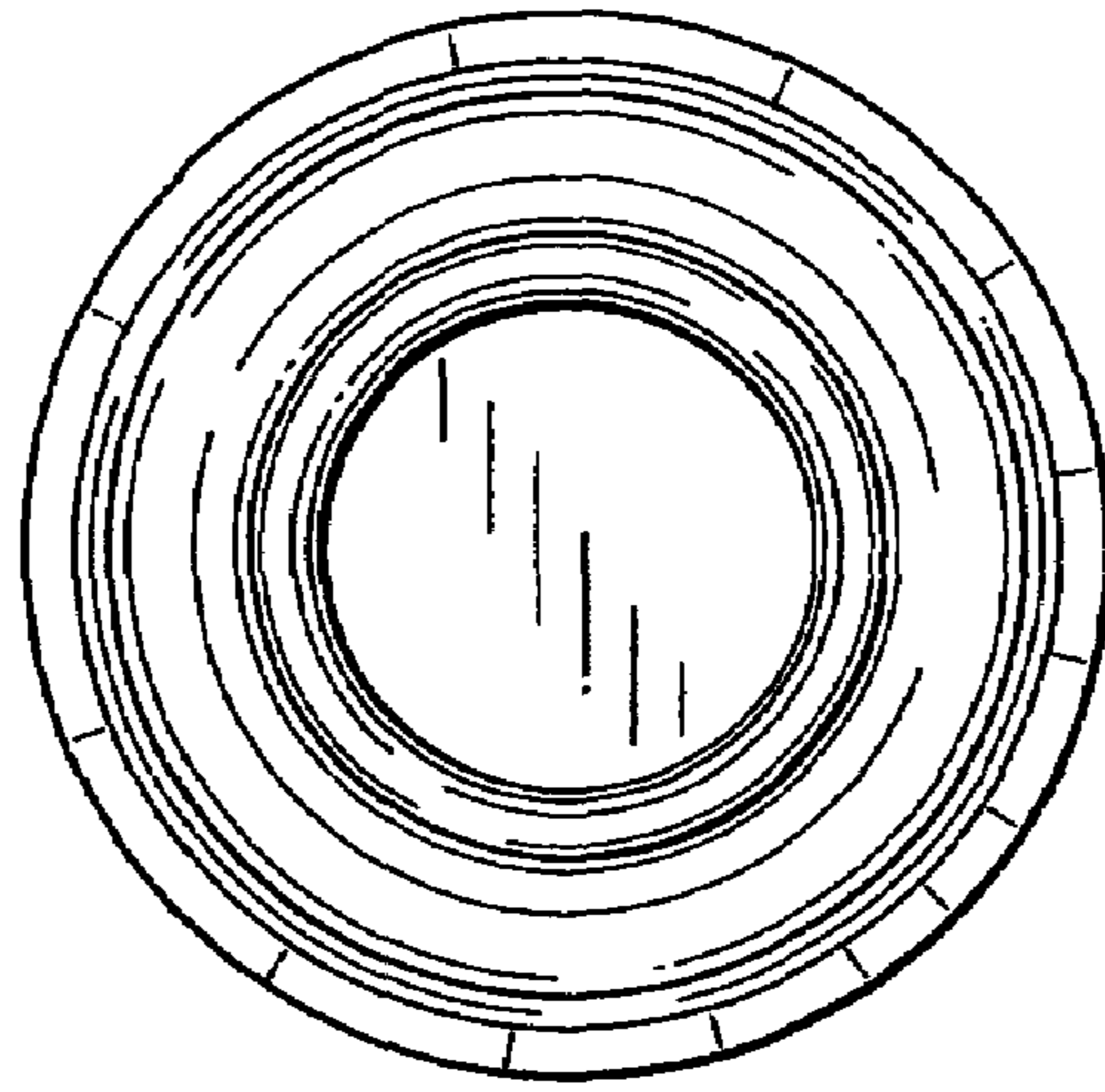


FIG. 4

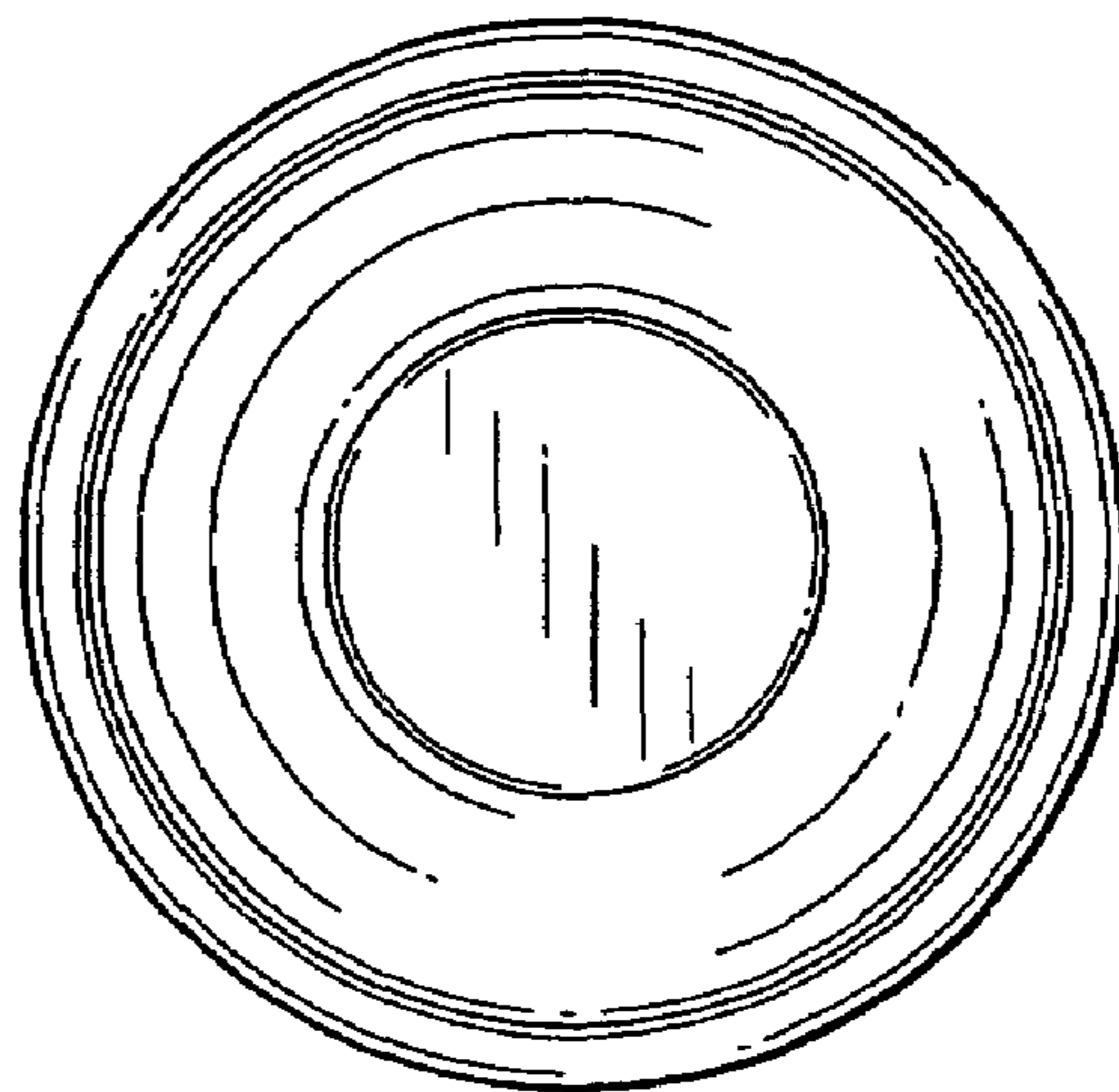


FIG. 5