



US00D556036S

(12) **United States Design Patent**
Lohrman et al.

(10) **Patent No.:** **US D556,036 S**

(45) **Date of Patent:** **** Nov. 27, 2007**

(54) **CONTAINER CLOSURE HAVING A PULL TAB**

(75) Inventors: **Richard D. Lohrman**, North Aurora, IL (US); **David D. Morrocco**, Johnston, RI (US); **Peter J. Swierk**, Cumberland, RI (US); **Roger R. Fontaine**, North Smithfield, RI (US)

(73) Assignee: **Portola Packaging, Inc.**, Batavia, IL (US)

(**) Term: **14 Years**

(21) Appl. No.: **29/249,535**

(22) Filed: **Oct. 11, 2006**

Related U.S. Application Data

(62) Division of application No. 29/205,207, filed on May 11, 2004, now Pat. No. Des. 530,603.

(51) **LOC (8) Cl.** **09-07**

(52) **U.S. Cl.** **D9/438**

(58) **Field of Classification Search** D9/607,
D9/601, 518, 499, 454, 449, 447, 438; 220/273,
220/272, 271, 270, 269, 265, 260, 254.7,
220/254.3; 215/304

See application file for complete search history.

(56) **References Cited**

U.S. PATENT DOCUMENTS

D208,592 S * 9/1967 Hanlon et al. D9/438

4,183,442 A * 1/1980 Scharf et al. 220/271
D312,969 S * 12/1990 Piltz D9/438
D314,337 S * 2/1991 Norton D9/438
D314,338 S * 2/1991 Piltz D9/438
6,779,675 B2 * 8/2004 Cousseau 220/270
2005/0029267 A1 * 2/2005 Martin et al. 220/270

* cited by examiner

Primary Examiner—Gary D. Watson

Assistant Examiner—Susan Bennett Hattan

(74) *Attorney, Agent, or Firm*—James P. Hanrath; Adam K. Sacharoff

(57) **CLAIM**

The ornamental design for a container closure having a pull tab, as shown and described.

DESCRIPTION

FIG. 1 is an upper perspective view of a container closure having a pull tab showing our new design;

FIG. 2 is another perspective view thereof;

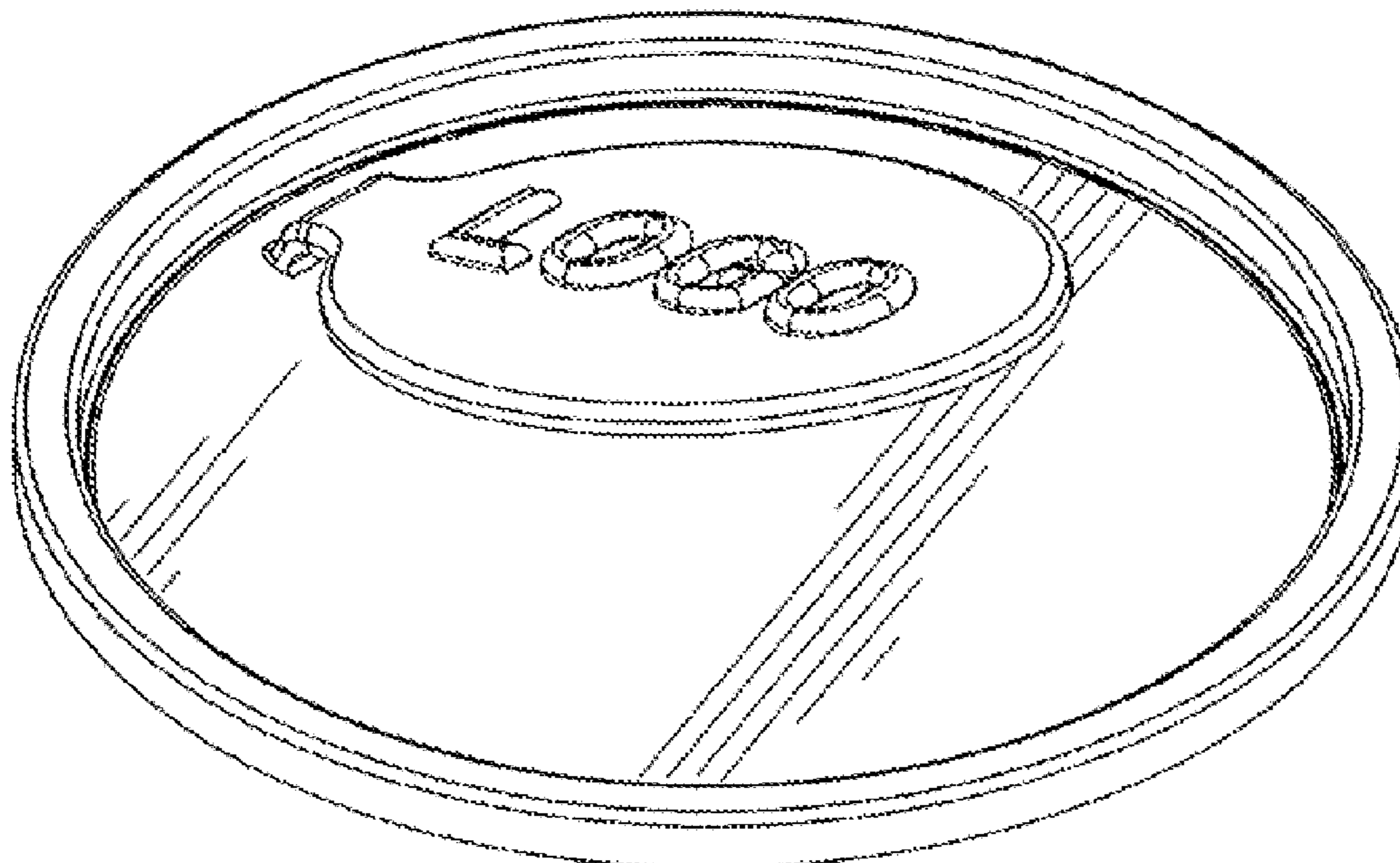
FIG. 3 is a top plan view thereof;

FIG. 4 is a front elevational view thereof;

FIG. 5 is a right side elevational view thereof, the left side view being a mirror image thereof; and,

FIG. 6 is a rear elevational view thereof.

1 Claim, 2 Drawing Sheets



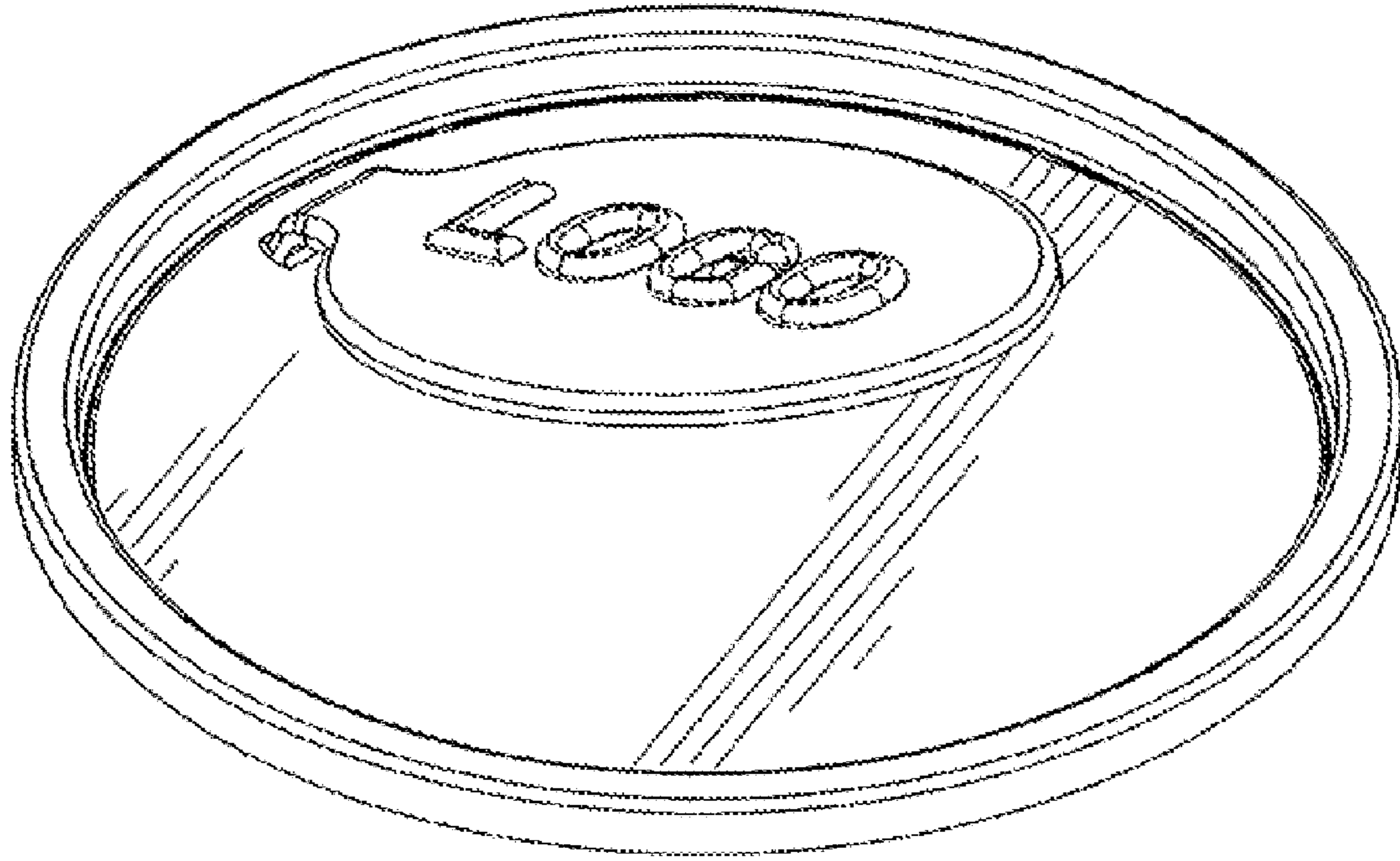


FIG. 1

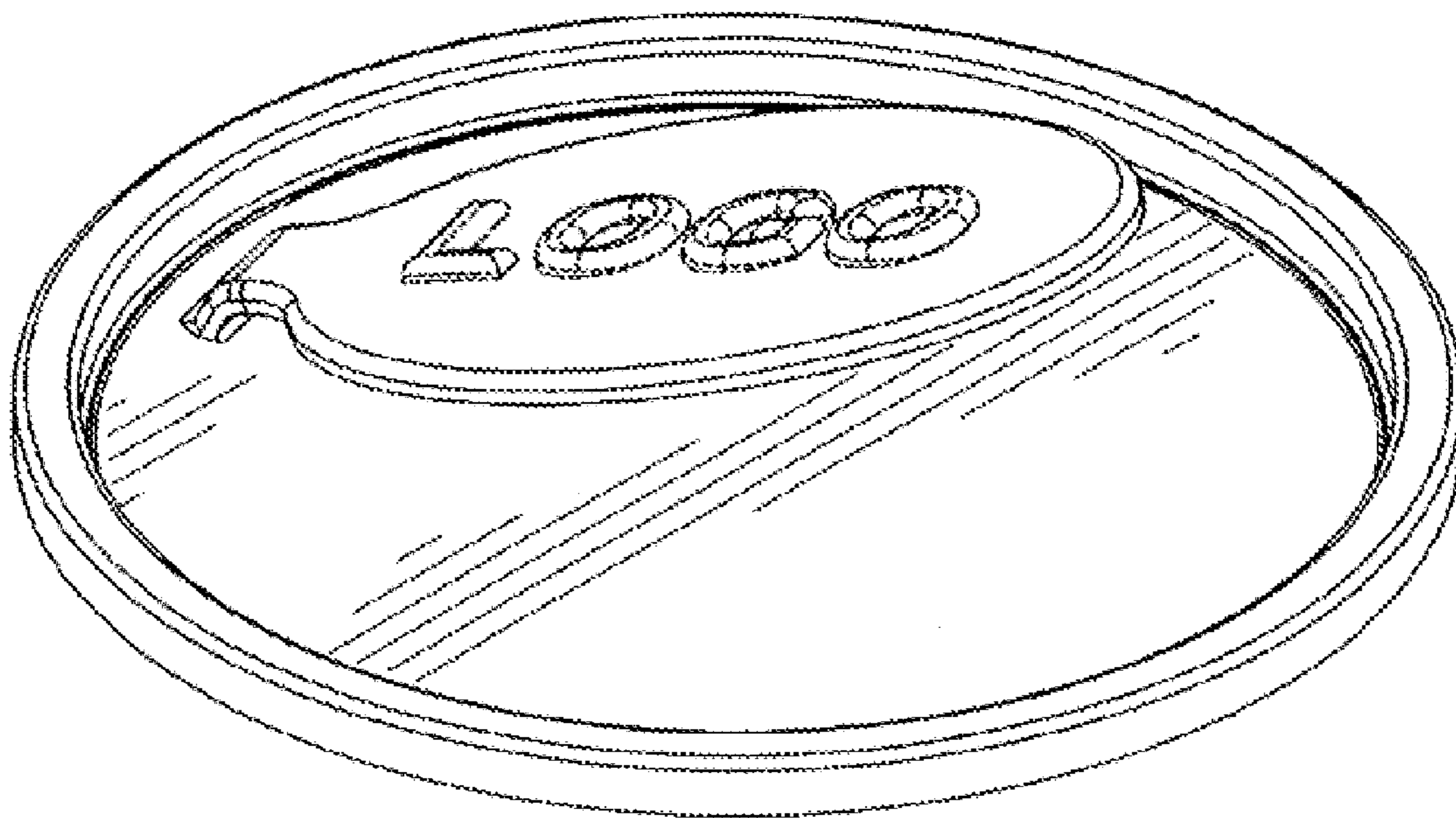


FIG. 2




FIG. 3

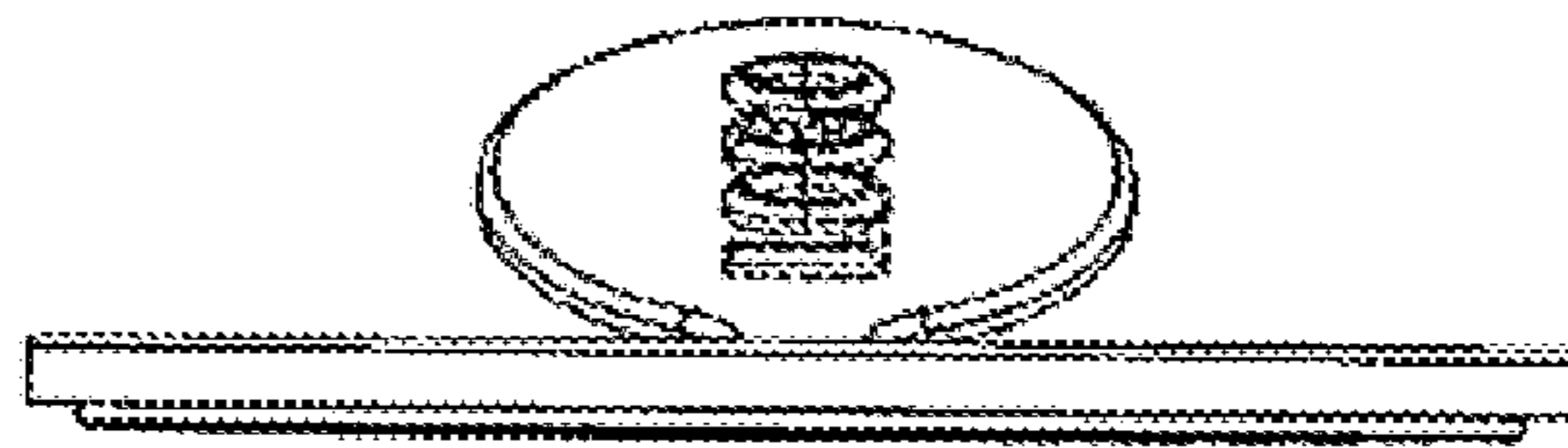


FIG. 4



FIG. 5

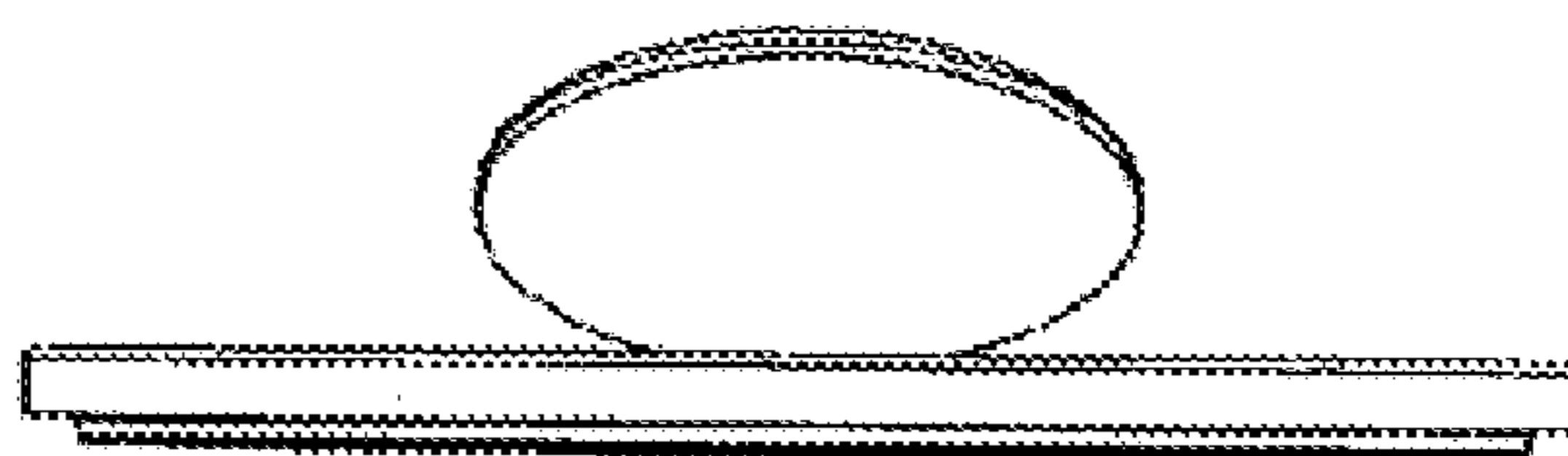


FIG. 6