



US00D556034S

(12) **United States Design Patent**  
**Lee**

(10) **Patent No.:** **US D556,034 S**

(45) **Date of Patent:** **\*\* Nov. 27, 2007**

(54) **DOOR STOP**

(75) Inventor: **Chia Ying Lee**, Chicago, IL (US)

(73) Assignee: **Liberty Hardware Mfg. Corp.**,  
Winston-Salem, NC (US)

(\*\*) Term: **14 Years**

(21) Appl. No.: **29/286,152**

(22) Filed: **Apr. 25, 2007**

(51) **LOC (8) Cl.** ..... **08-09**

(52) **U.S. Cl.** ..... **D8/402**

(58) **Field of Classification Search** ..... D8/402;  
16/82, 86 A, 86 R; 292/251.5, 340, DIG. 15  
See application file for complete search history.

(56) **References Cited**

U.S. PATENT DOCUMENTS

102,427	A *	4/1870	Peck	.....	16/86 A
118,063	A *	8/1871	Smart	.....	16/86 A
383,809	A *	5/1888	Herrick	.....	16/86 A
841,147	A *	1/1907	Hasenpflug	.....	16/86 A
D39,408	S *	7/1908	Nelson	.....	D6/546

D42,459	S *	5/1912	Farr	.....	D6/546
1,111,759	A *	9/1914	Parker	.....	292/17
D303,626	S *	9/1989	Morrison	.....	D8/402
5,575,514	A *	11/1996	Troy	.....	292/340
D389,326	S *	1/1998	Moore	.....	D6/323
D459,200	S *	6/2002	Zhao	.....	D8/367

\* cited by examiner

*Primary Examiner*—Cathron C. Brooks

*Assistant Examiner*—Barbara Fox

(74) *Attorney, Agent, or Firm*—Edgar A. Zarins; Lloyd D. Doigan

(57) **CLAIM**

The ornamental design for a door stop, as shown and described.

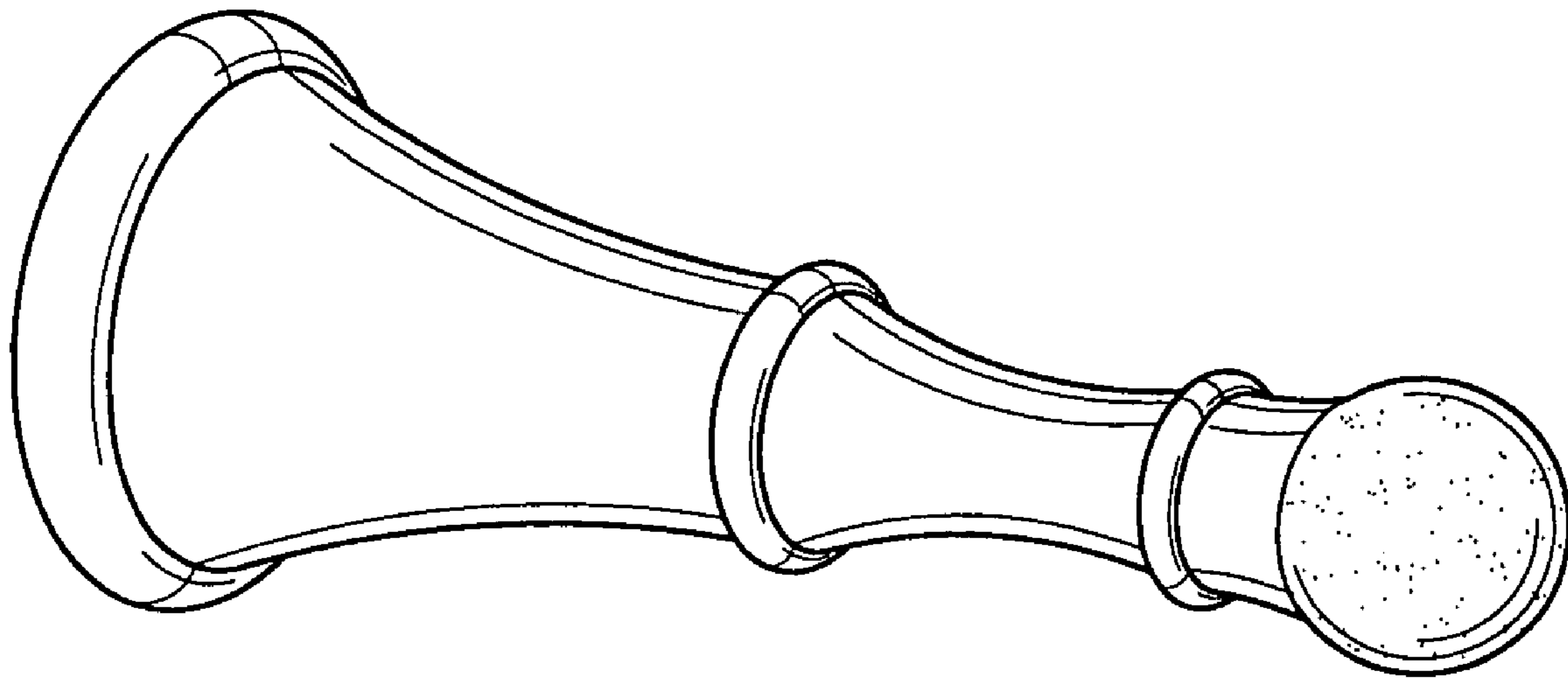
**DESCRIPTION**

FIG. 1 is a perspective view of a door stop showing my new design;

FIG. 2 is a side view thereof; and,

FIG. 3 is an end view thereof.

**1 Claim, 1 Drawing Sheet**



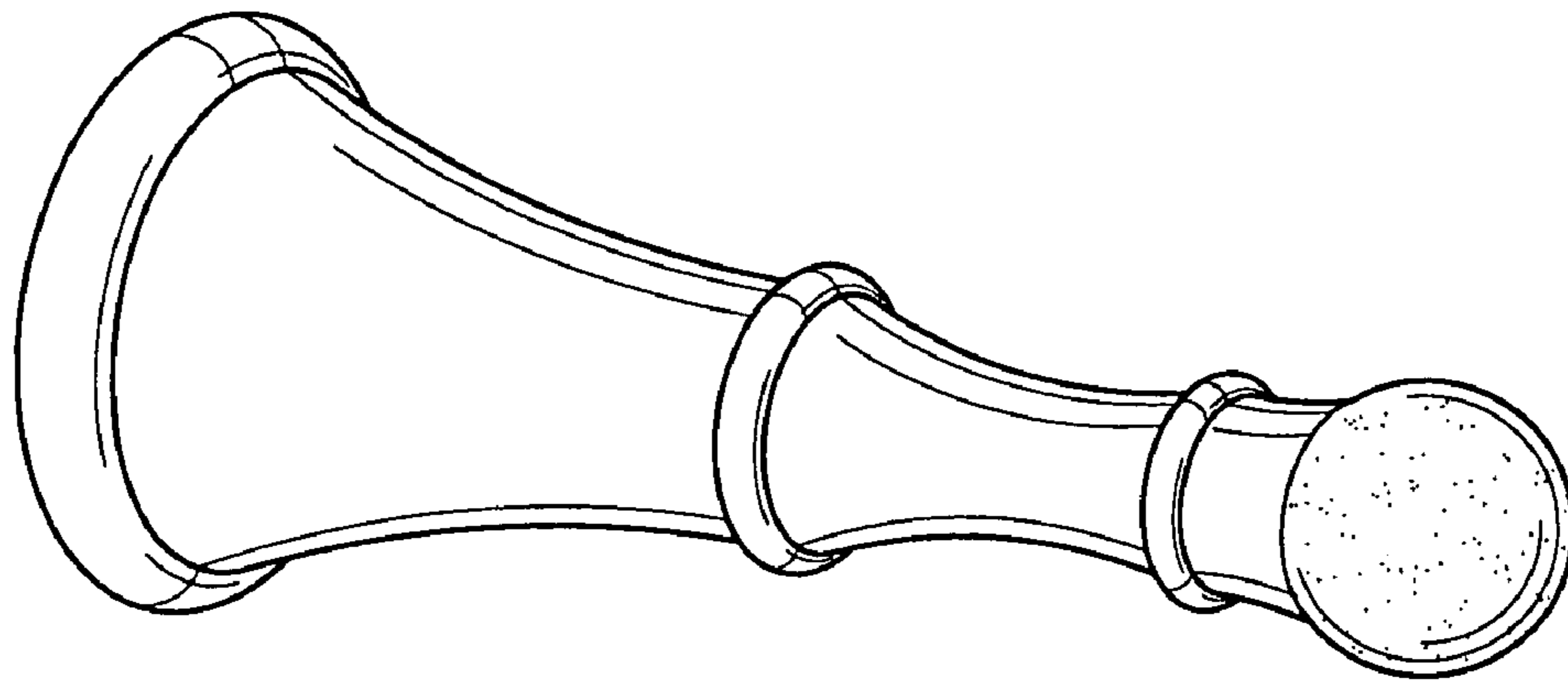


Fig-1

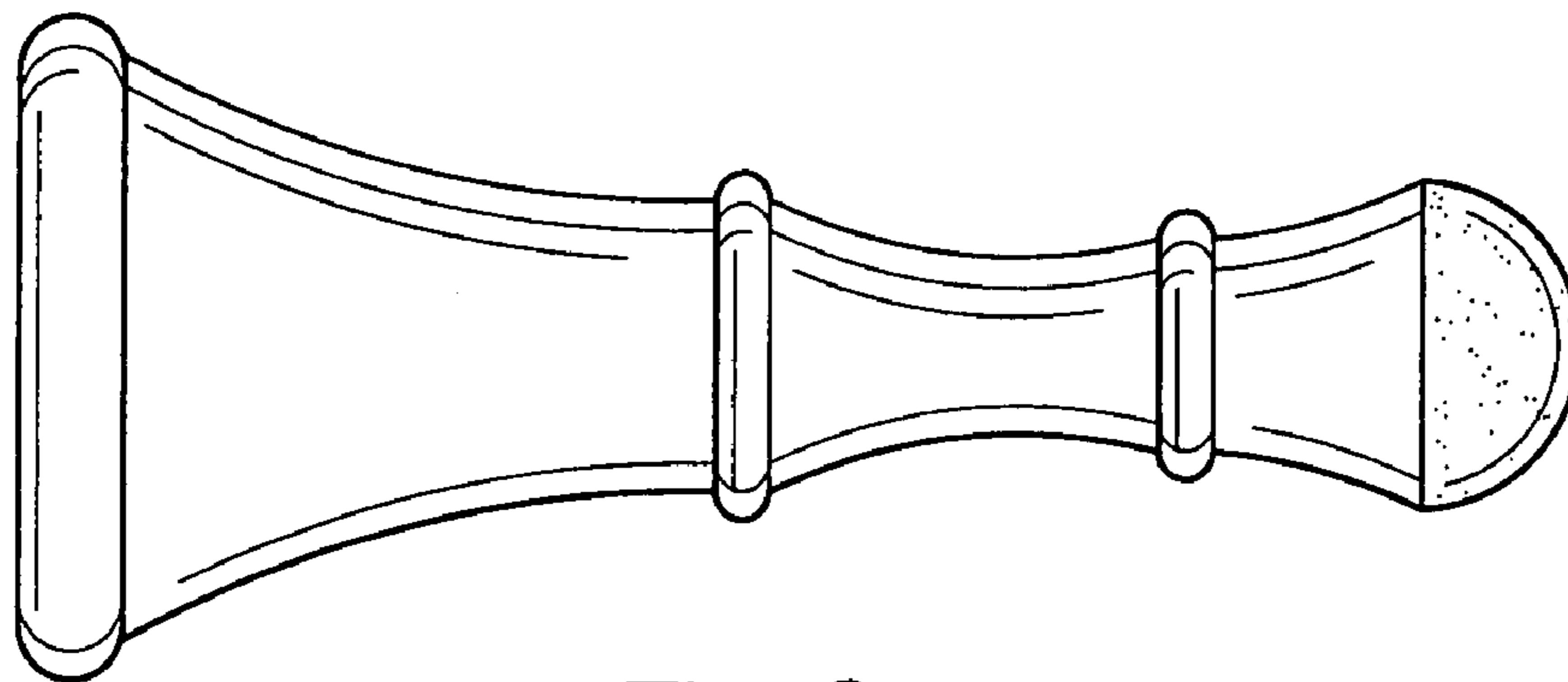


Fig-2

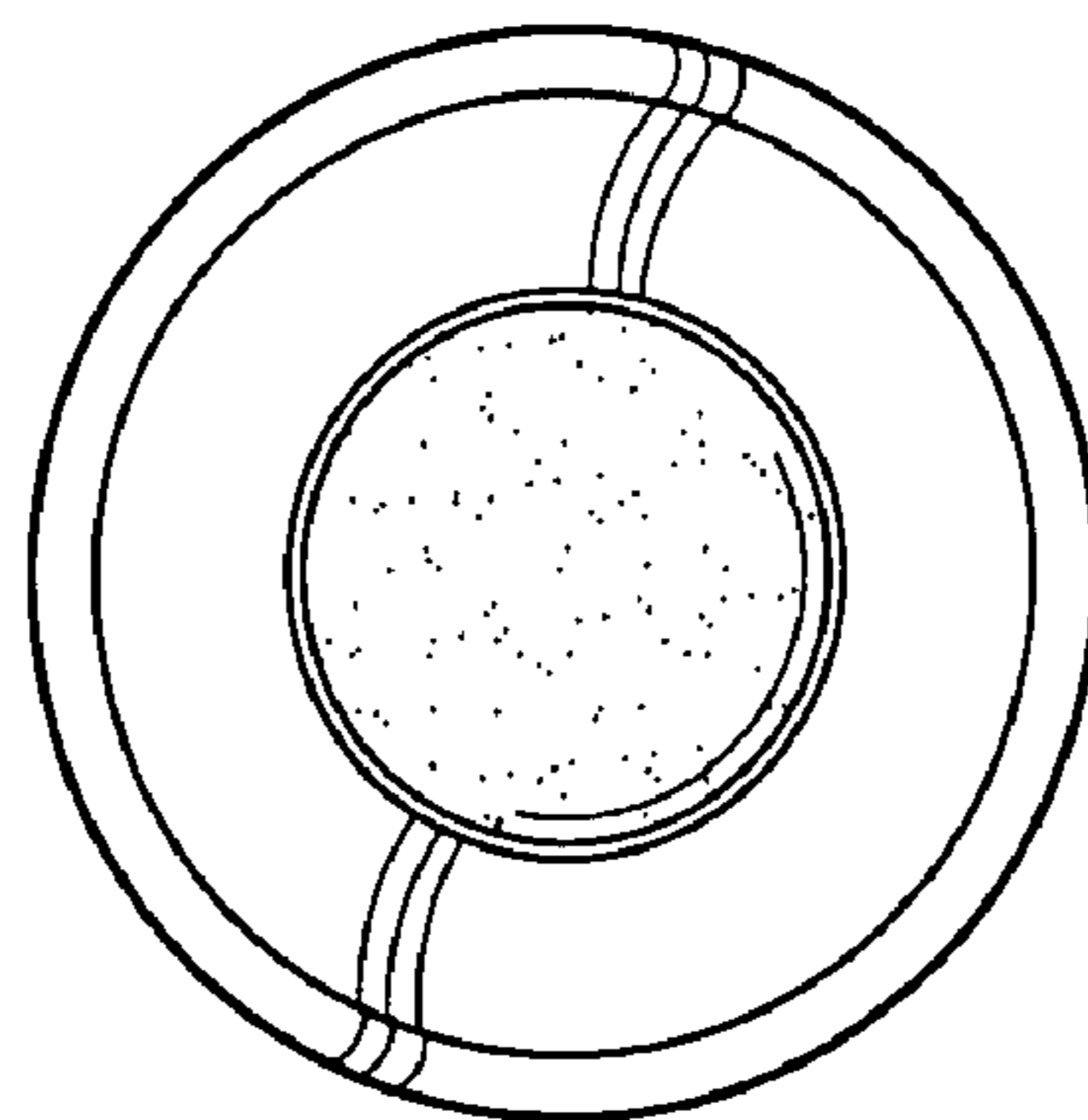


Fig-3