



US00D556016S

(12) **United States Design Patent**
Curtas

(10) **Patent No.:** **US D556,016 S**

(45) **Date of Patent:** **** Nov. 27, 2007**

(54) **BRACKET**

D504,609 S * 5/2005 Ferguson D8/380

(75) Inventor: **Luke D. Curtas**, Fredericksburg, VA (US)

* cited by examiner

Primary Examiner—Holly H. Baynham

(73) Assignee: **Mid Atlantic Vinyl Products, Inc.**, Fredericksburg, VA (US)

(74) *Attorney, Agent, or Firm*—Jeffrey D. Carter

(**) Term: **14 Years**

(57) **CLAIM**

(21) Appl. No.: **29/251,381**

The ornamental design for a bracket, as shown and described.

(22) Filed: **Jan. 7, 2006**

DESCRIPTION

(51) **LOC (8) Cl.** **08-05**

FIG. 1 is a perspective view of the bracket of the present invention;

(52) **U.S. Cl.** **D8/354**

FIG. 2 is a top view thereof, the bottom view being identical to the top view;

(58) **Field of Classification Search** D8/354, D8/380; 248/300; 52/702, 712

FIG. 3 is a front view thereof;

See application file for complete search history.

FIG. 4 is a rear view thereof; and,

(56) **References Cited**

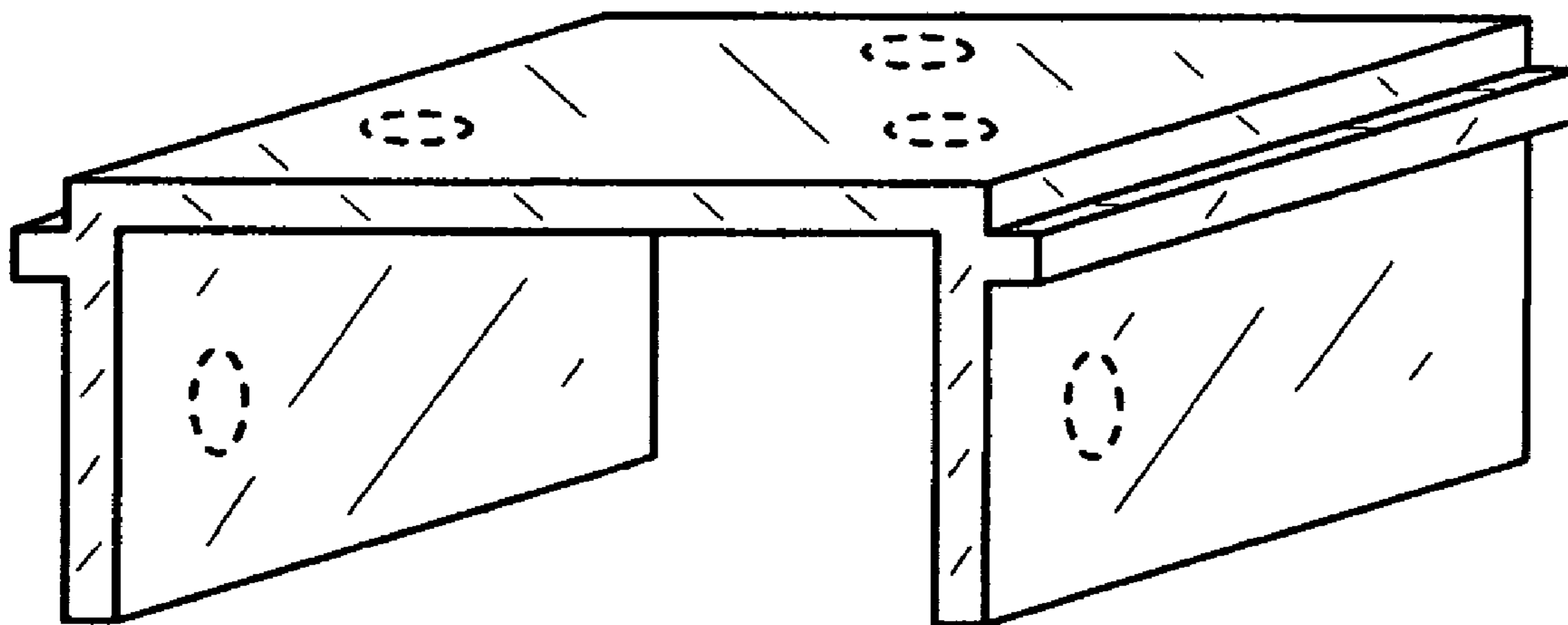
FIG. 5 is a right side view thereof, the left side view being a mirror image of the right side view.

U.S. PATENT DOCUMENTS

4,062,511 A *	12/1977	Ray	248/300
D378,986 S *	4/1997	Darula	D8/354
D394,377 S *	5/1998	Najewski et al.	D8/354
D485,160 S *	1/2004	Pelc	D8/382
D487,867 S *	3/2004	Balaban	D8/354
6,817,157 B2 *	11/2004	Bourque	52/712

The broken lines shown in any of the drawing views are for illustrative purposes only and form no part of the claimed design.

1 Claim, 5 Drawing Sheets






FIG. 1




FIG. 2

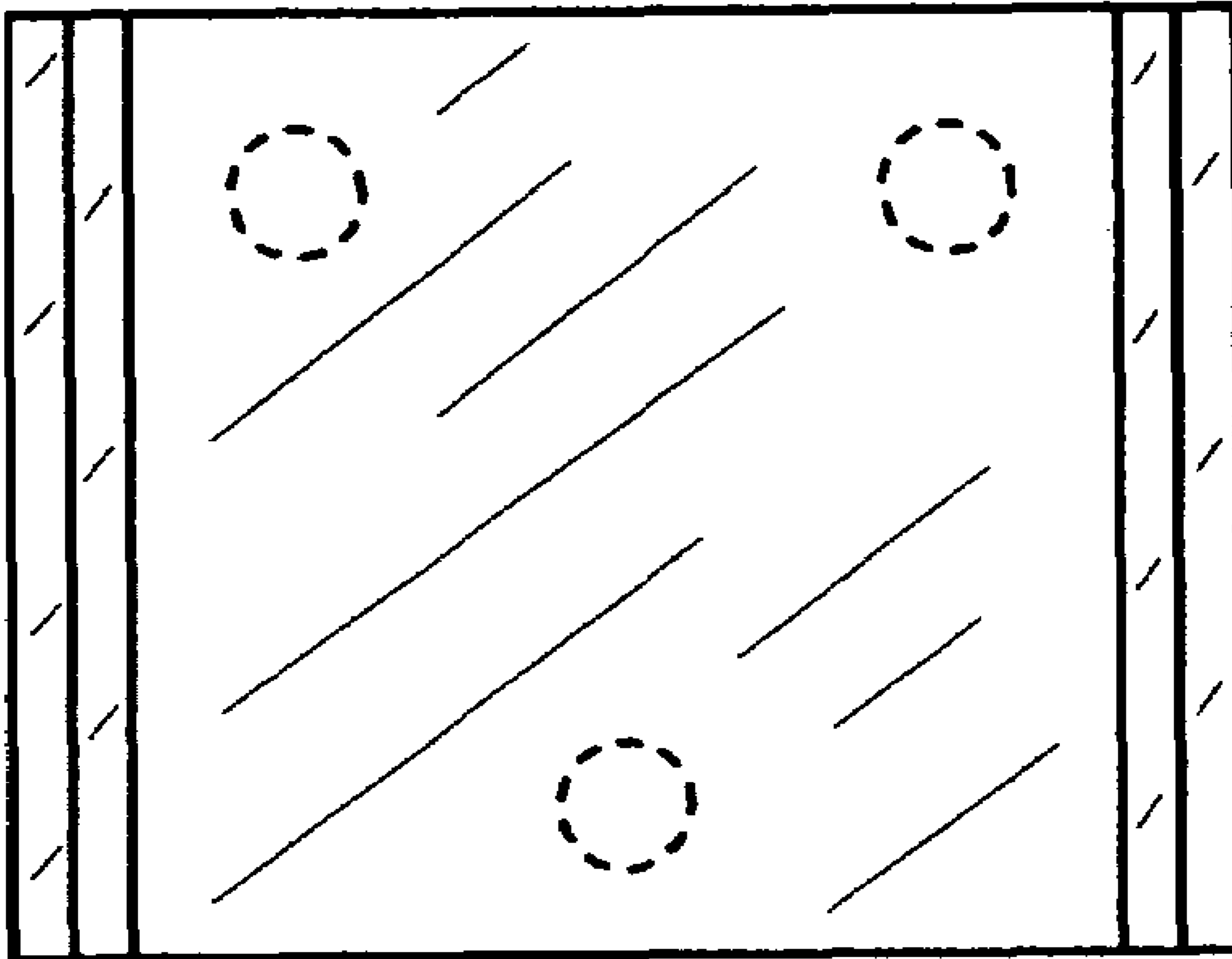


FIG. 3

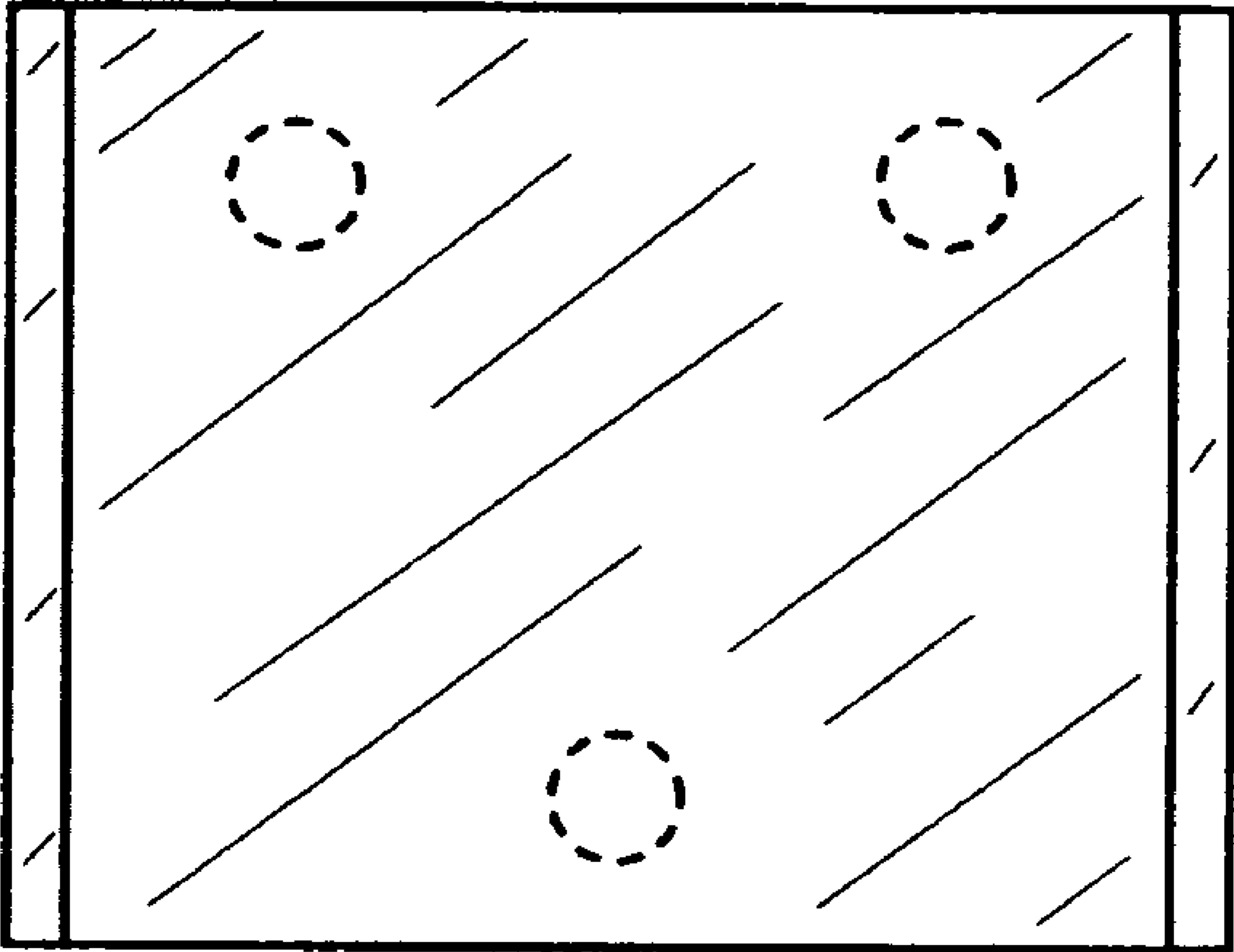


FIG. 4

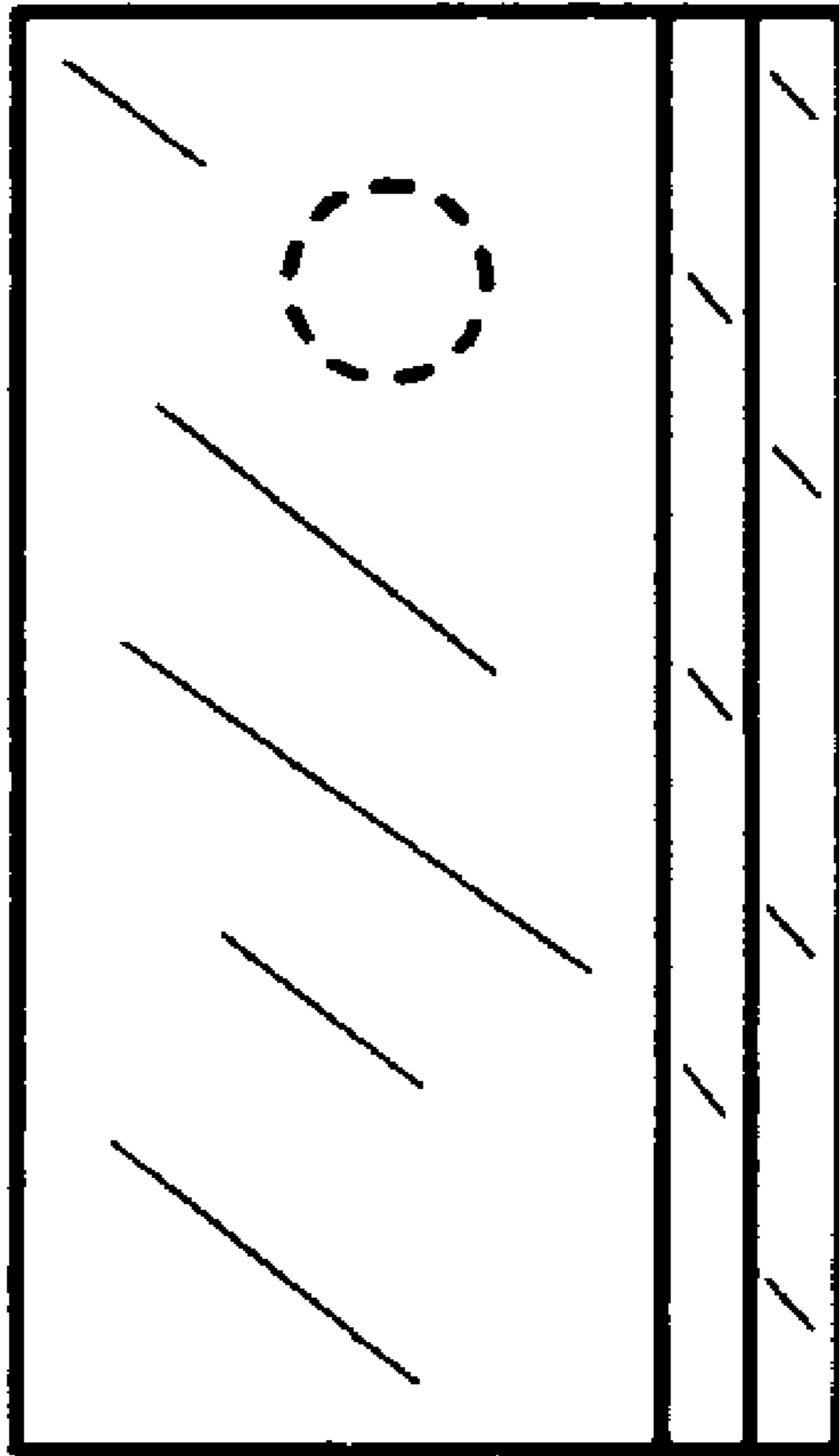


FIG. 5