



US00D556014S

(12) **United States Design Patent** (10) **Patent No.:** **US D556,014 S**
Wurdack (45) **Date of Patent:** **** Nov. 27, 2007**

(54) **LIFTING BRACKET**

(76) Inventor: **Roy A. Wurdack**, 8506 Snow Hill Rd., Ooltewah, TN (US) 37363

(**) Term: **14 Years**

(21) Appl. No.: **29/237,033**

(22) Filed: **Aug. 25, 2005**

(51) **LOC (8) Cl.** **08-05**

(52) **U.S. Cl.** **D8/349; D8/354**

(58) **Field of Classification Search** D8/349, D8/354, 373, 363; 248/300, 309.1

See application file for complete search history.

(56) **References Cited**

U.S. PATENT DOCUMENTS

18,760 A	12/1857	Miller	254/100
66,170 A	6/1867	Patterson	254/100
1,281,275 A	10/1918	Berry	254/425
1,911,101 A	5/1933	Adell	254/102
2,013,918 A	9/1935	Kelleher	254/133
2,107,717 A	2/1938	Smith	254/100
2,237,230 A	4/1941	Johnson	254/98
2,504,201 A	4/1950	Johnson	254/100
2,650,795 A	9/1953	Bell	254/100
2,910,270 A	10/1959	Schultz	254/98
2,980,397 A	4/1961	Lucker	254/99
3,162,148 A	12/1964	Ganz	248/221.43
3,382,988 A	5/1968	O'Reilly	214/1
3,426,752 A	2/1969	Laico	128/83
3,765,650 A	10/1973	Eisenhauer	254/133 R
4,247,083 A	1/1981	Koffski	254/107
4,387,872 A	6/1983	Hogue	248/221.43
4,449,686 A *	5/1984	Kersey	248/215
4,486,443 A	12/1984	Caldwell et al.	254/8 B
4,584,813 A *	4/1986	Hudson	52/742.15
4,609,179 A	9/1986	Chern et al.	254/102
D287,179 S	12/1986	Kuykendall	D34/31
4,846,443 A	7/1989	Collins et al.	254/8 B
5,118,082 A	6/1992	Byun	254/102

5,131,629 A	7/1992	Hillhouse	254/133 R
5,261,643 A	11/1993	Wurdack	254/106
5,340,083 A	8/1994	Suhy et al.	254/100
5,379,987 A	1/1995	Cleary	254/134
5,385,335 A	1/1995	Wurdack	254/1
D359,224 S *	6/1995	Airey	D8/349
5,447,386 A	9/1995	Wurdack	403/403
D366,207 S *	1/1996	Thompson	D8/373
D367,220 S *	2/1996	Bush	D8/373
5,529,287 A	6/1996	Pelosi, Jr. et al.	254/133 R
D376,749 S *	12/1996	Hertzog	D8/349
5,695,230 A	12/1997	Thompson	254/131
5,800,094 A	9/1998	Jones	254/133 R
5,855,360 A	1/1999	Wurdack	254/100

(Continued)

FOREIGN PATENT DOCUMENTS

DE	1042211	10/1958	254/133 R
----	---------	---------	-----------

Primary Examiner—Holly H. Baynham
(74) *Attorney, Agent, or Firm*—Grace J. Fishel

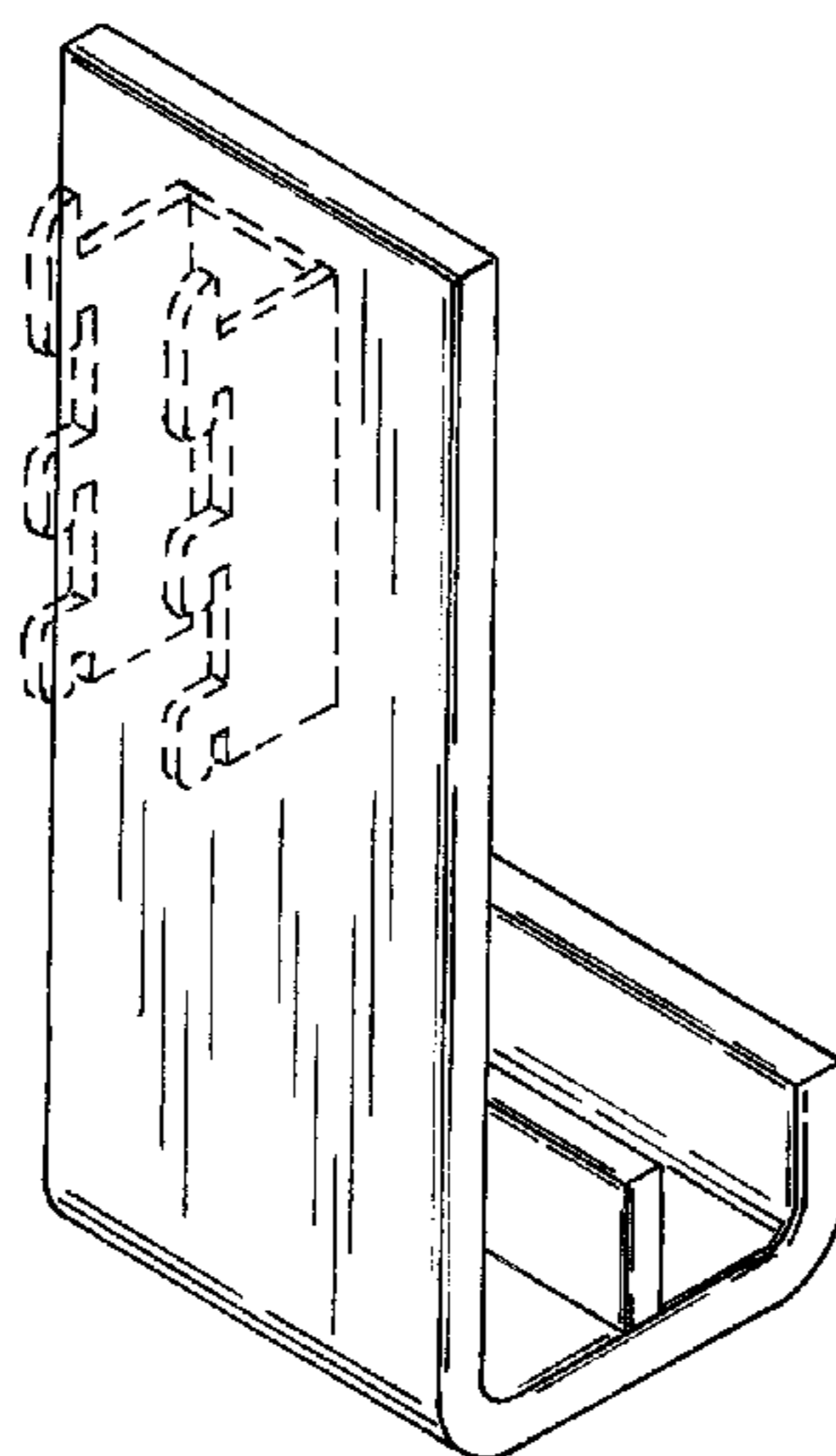
(57) **CLAIM**

The ornamental design for a lifting bracket, as shown and described.

DESCRIPTION

FIG. 1 is rear perspective view of a lifting bracket;
FIG. 2 is front elevation;
FIG. 3 is a rear elevation;
FIG. 4 is a right side elevation; the left side being a mirror image;
FIG. 5 is a bottom view; and,
FIG. 6 is a top view.
The broken line showing of openings and a bracket is included for the purpose of illustrating environment and forms no part of the claimed design.

1 Claim, 2 Drawing Sheets



US D556,014 S

Page 2

U.S. PATENT DOCUMENTS

D407,010 S *	3/1999	Sobczynski	D8/354	6,113,044 A	9/2000	Stratman	248/220.42
5,878,995 A	3/1999	Rundle	254/133 R	6,126,358 A	10/2000	Waits	403/346
5,947,449 A	9/1999	Dube et al.	254/134	6,435,476 B1	8/2002	Stratman	254/1
D416,471 S	11/1999	Wurdack	D8/363	D463,730 S	10/2002	Snell	D8/367
D422,886 S *	4/2000	Shea	D8/354	D473,451 S	4/2003	Goodman et al.	D8/367
D424,816 S	5/2000	Snell	D6/323	6,769,655 B2	8/2004	Beese	248/188.91

* cited by examiner

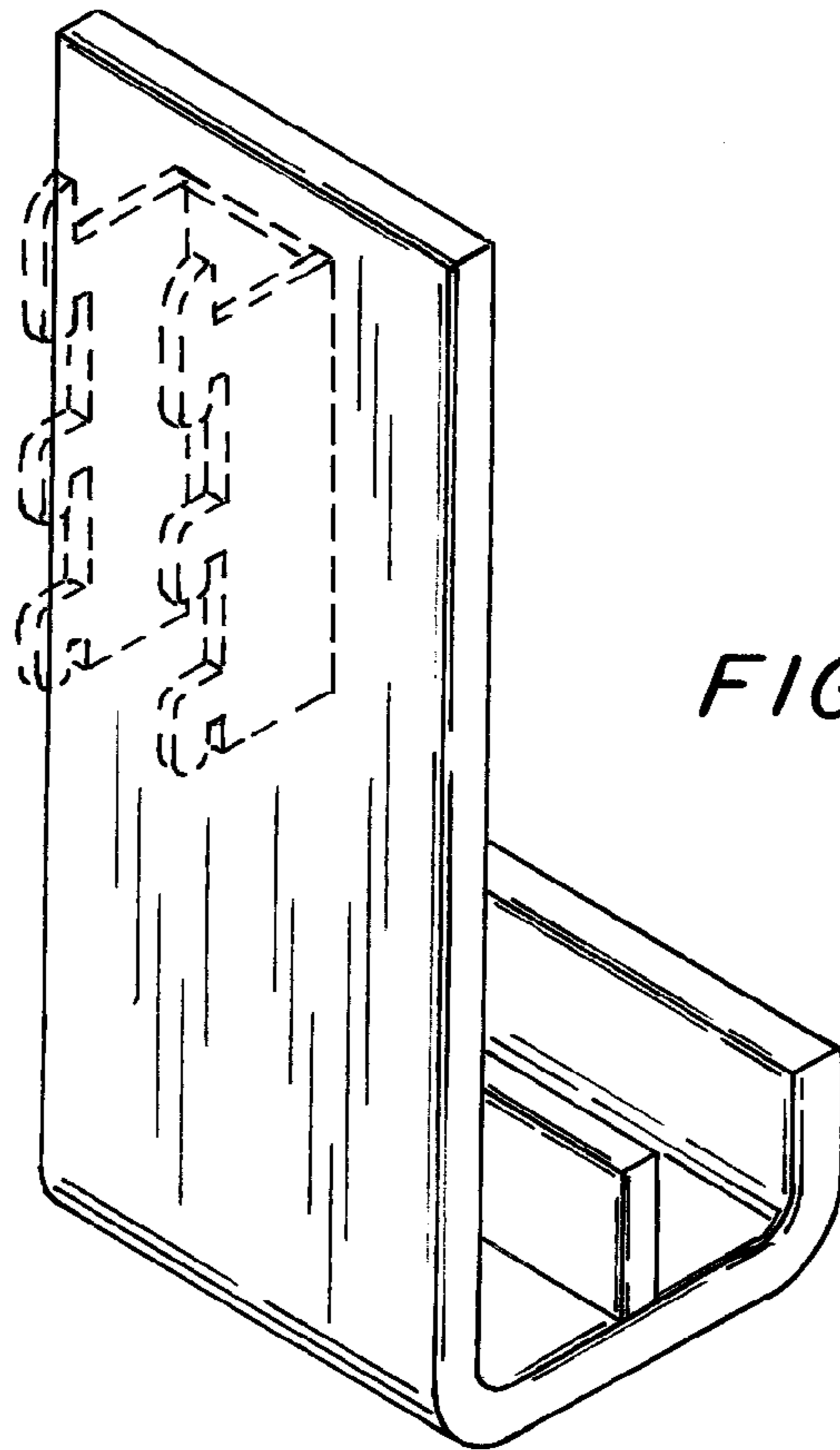


FIG. 1

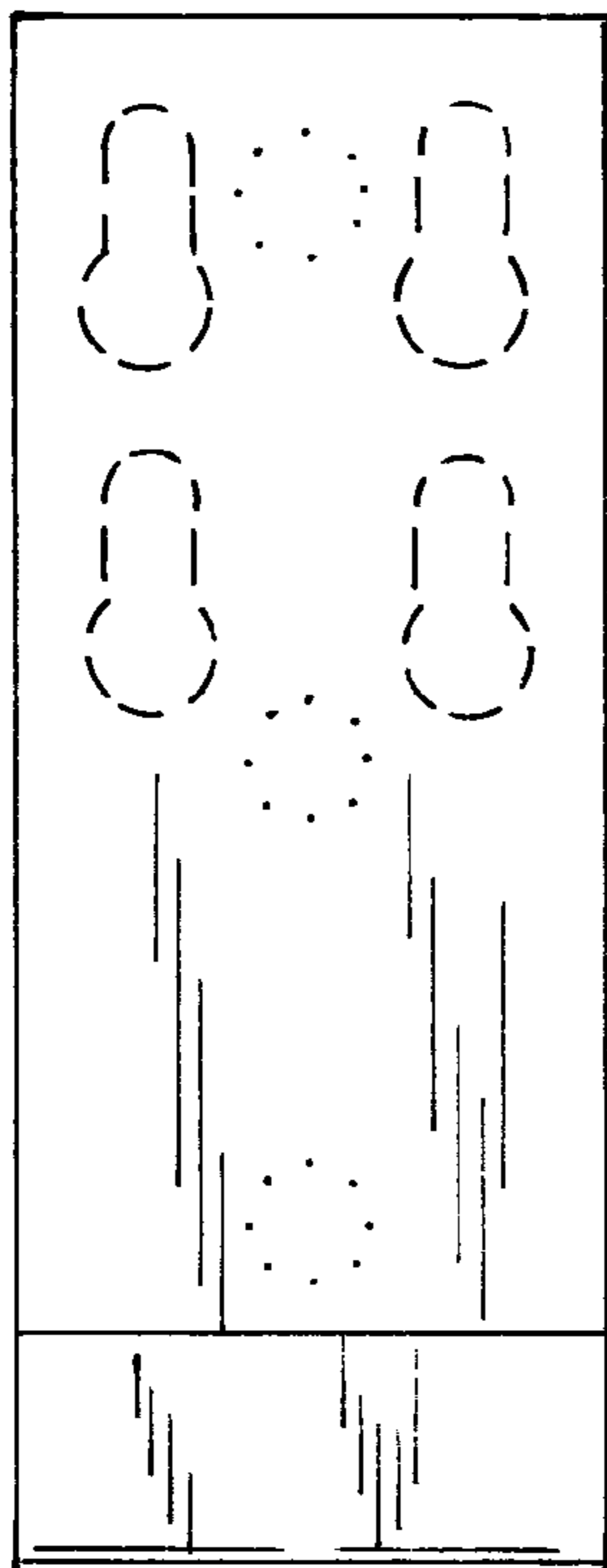


FIG. 2




FIG. 3

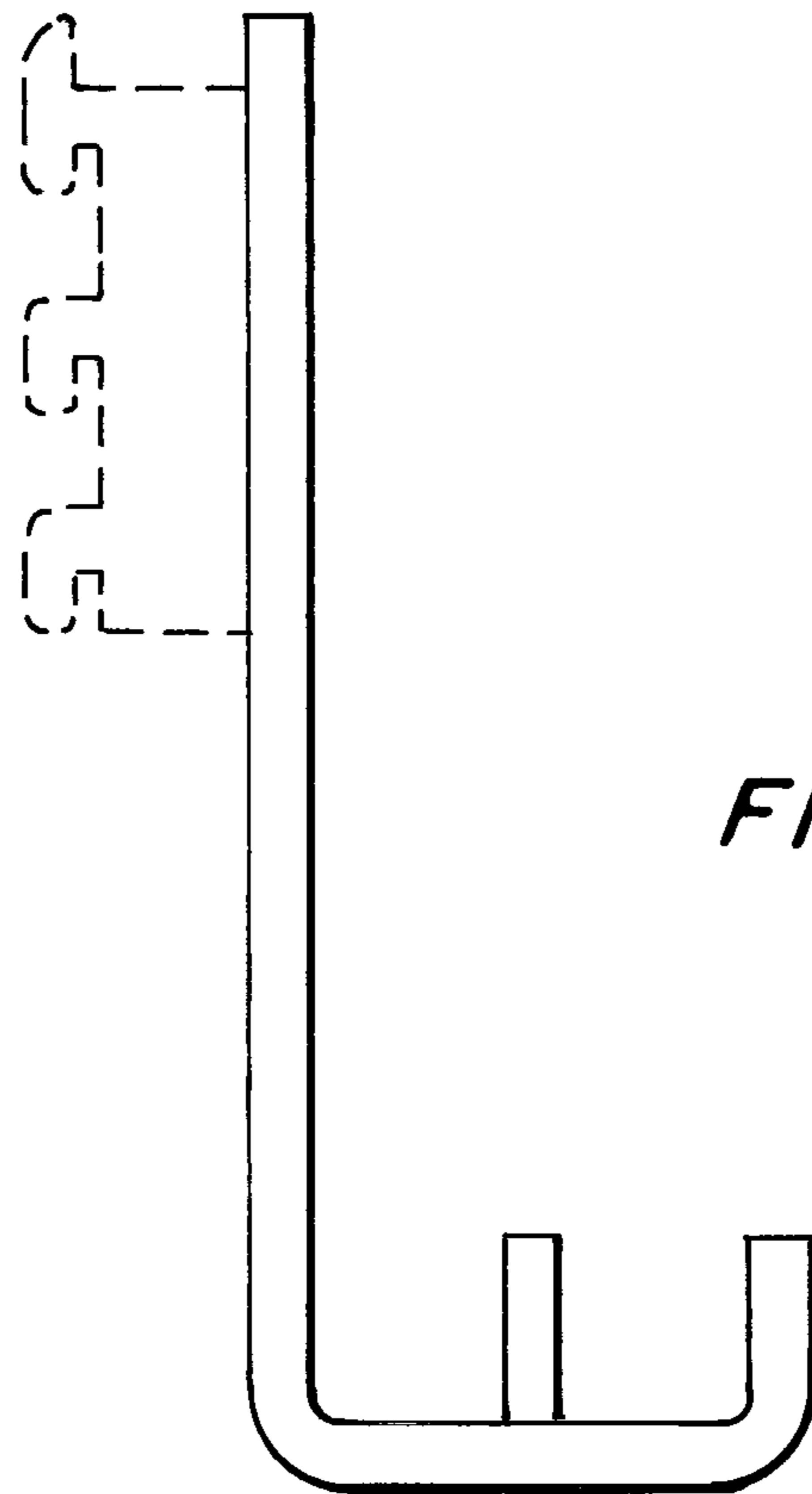


FIG. 4

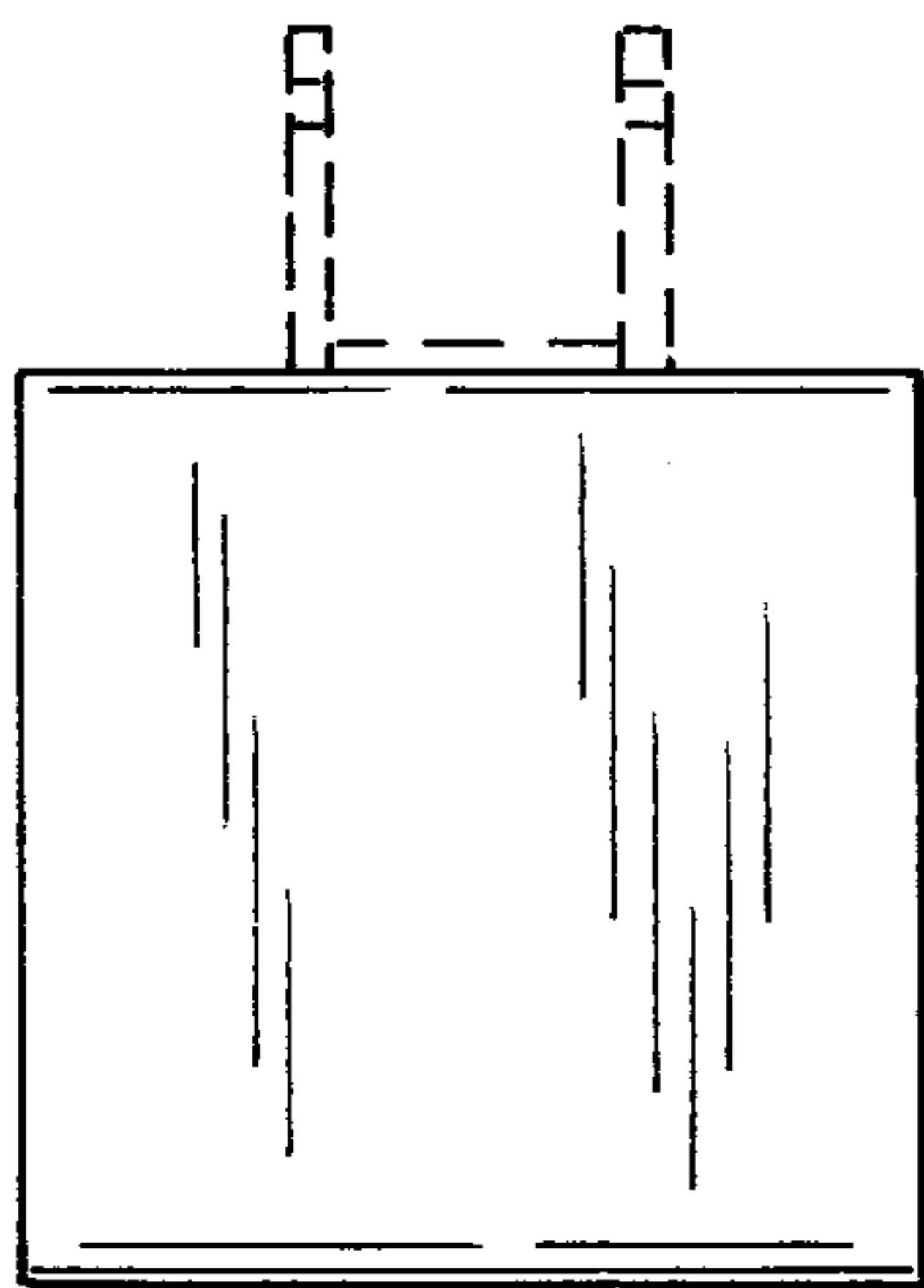


FIG. 5

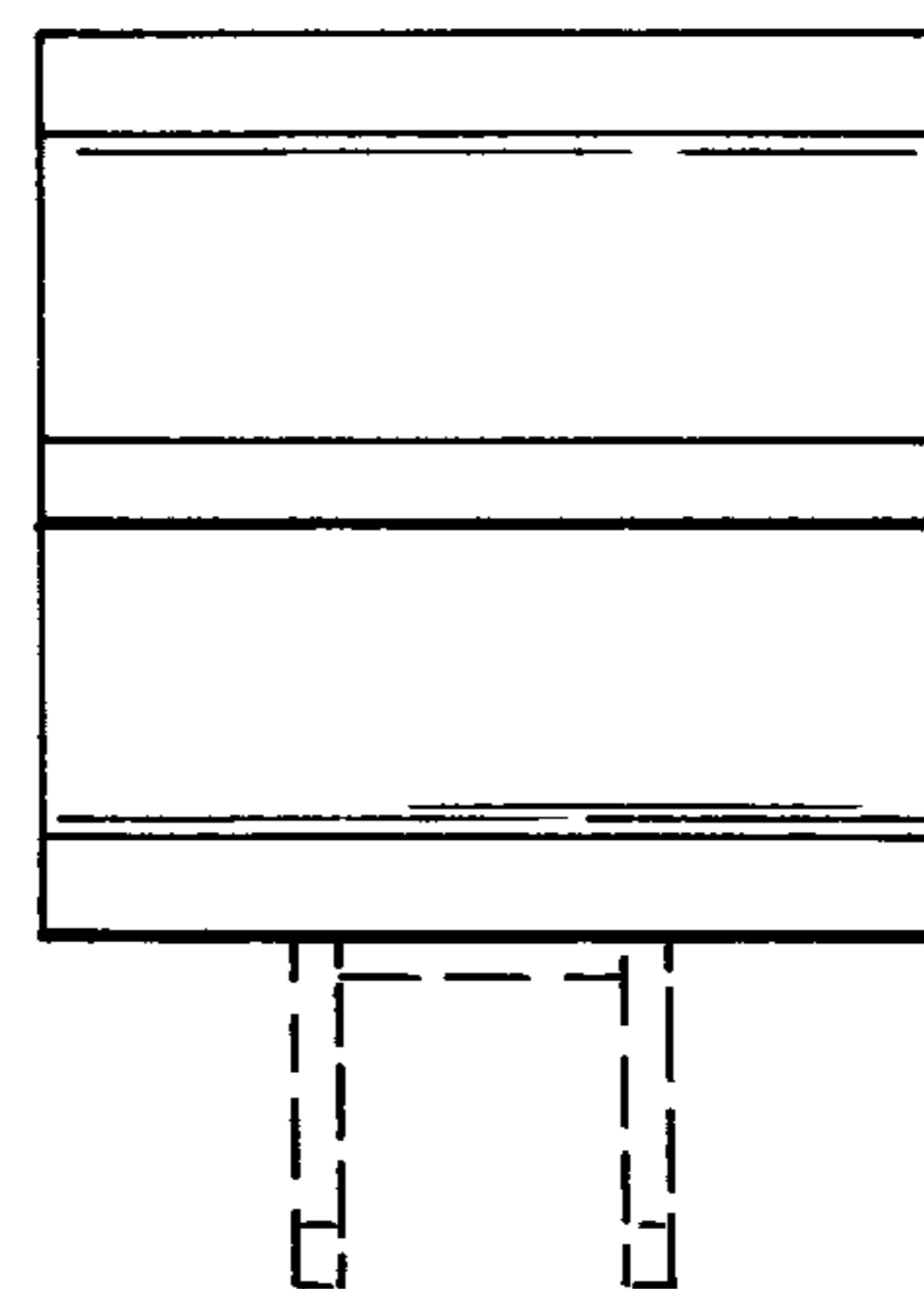


FIG. 6