



US00D556009S

(12) **United States Design Patent**
Settles

(10) **Patent No.:** **US D556,009 S**

(45) **Date of Patent:** **** Nov. 27, 2007**

(54) **HANDLE**

(75) Inventor: **Teresa Settles**, Tryon, NC (US)

(73) Assignee: **Prym Consumer USA Inc.**,
Spartanburg, SC (US)

(**) Term: **14 Years**

(21) Appl. No.: **29/270,991**

(22) Filed: **Jan. 8, 2007**

(51) **LOC (8) Cl.** **08-05**

(52) **U.S. Cl.** **D8/107**

(58) **Field of Classification Search** D7/671;
D8/14, 82-87, 107, 300-303, 52-56; D3/18,
D3/28; D24/147; 16/110.1, 421-422, 426-431;
81/177.1-177.7, 436, 439-440, 489, 417
See application file for complete search history.

(56) **References Cited**

U.S. PATENT DOCUMENTS

1,424,275	A	*	8/1922	Bates et al.	81/440
D136,072	S	*	7/1943	Flynn	D8/14
D355,103	S	*	2/1995	Bartlett	D8/14
D359,671	S	*	6/1995	Acosta	D8/85

D387,264	S	*	12/1997	Snow	D8/105
D425,379	S	*	5/2000	Clausen	D7/683
D436,822	S	*	1/2001	Douglas	D8/83
D437,918	S	*	2/2001	Doughty et al.	D23/250
D444,693	S	*	7/2001	Griese et al.	D8/107
D464,856	S	*	10/2002	Lai	D8/13

* cited by examiner

Primary Examiner—Cathron C. Brooks

Assistant Examiner—Barbara Fox

(74) *Attorney, Agent, or Firm*—J. Bennett Mullinax, LLC

(57) **CLAIM**

The ornamental design for a handle, as shown and described.

DESCRIPTION

FIG. 1 is a perspective view of a handle.

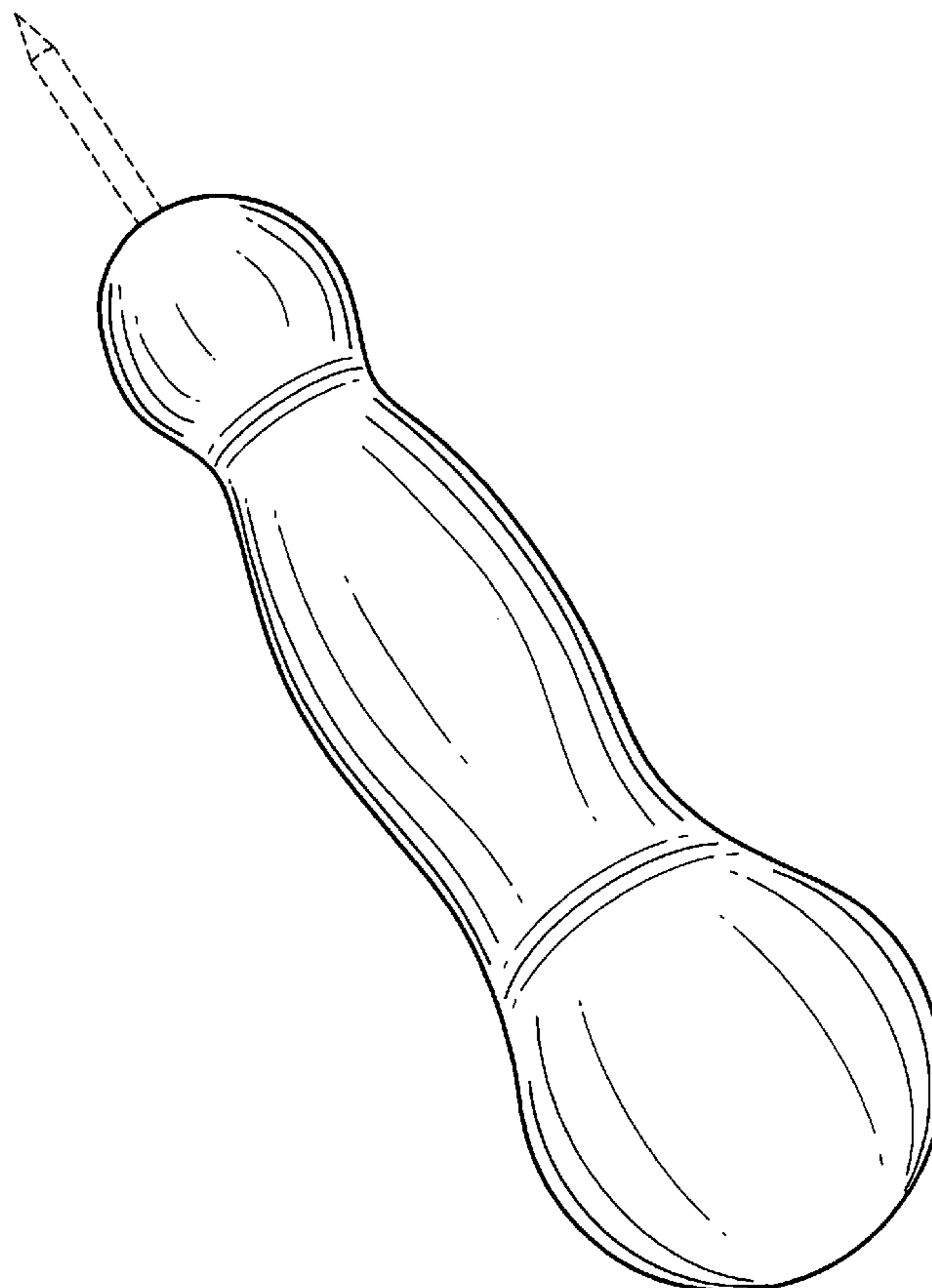
FIG. 2 is a plan view of the handle.

FIG. 3 is a top view of the handle; and,

FIG. 4 is a bottom view of the handle.

The dashed lines seen in FIGS. 1 through 4 which illustrate a punch are for illustrative purposes only and form no part of the claimed design.

1 Claim, 2 Drawing Sheets



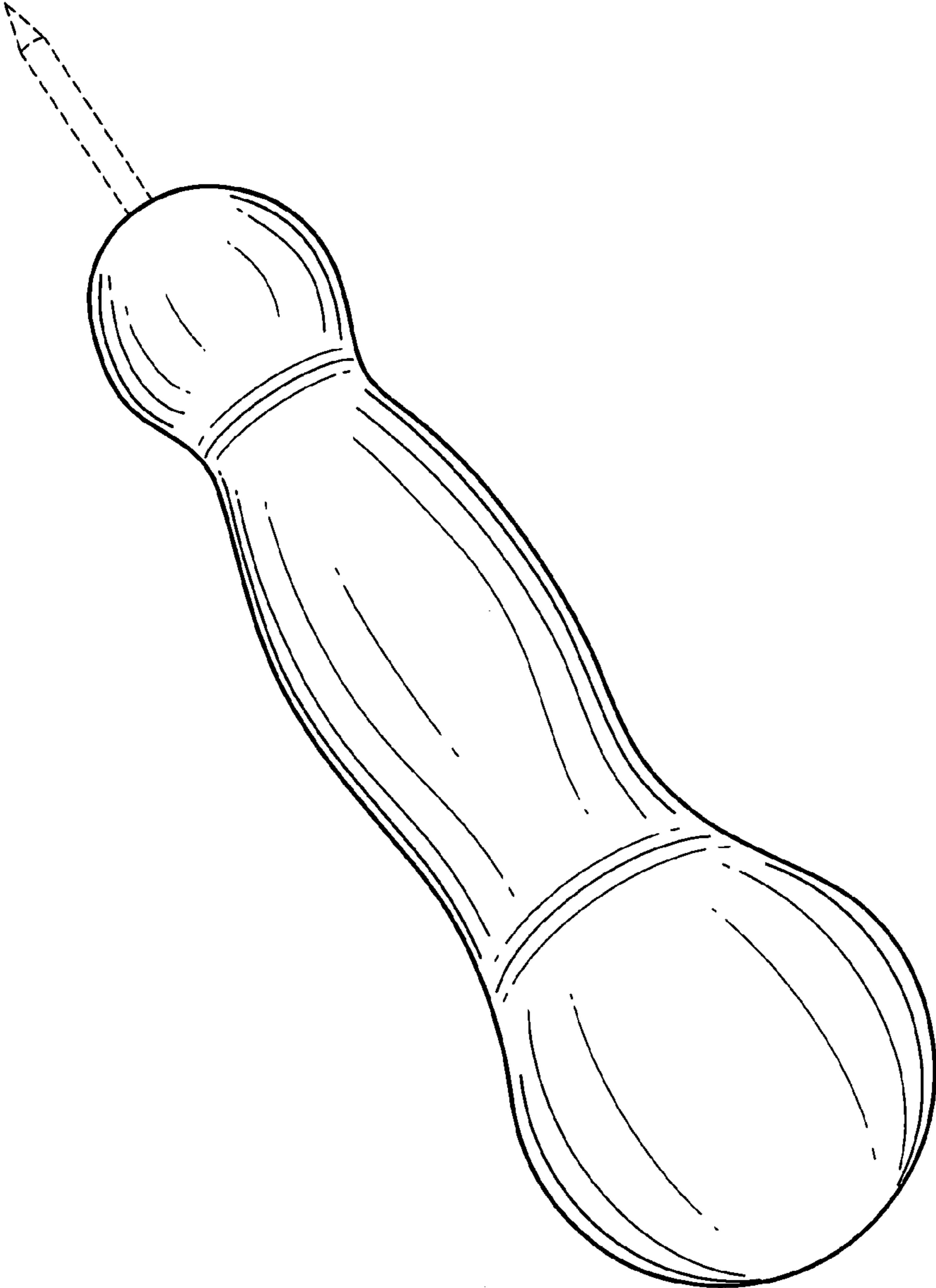


FIG. 1

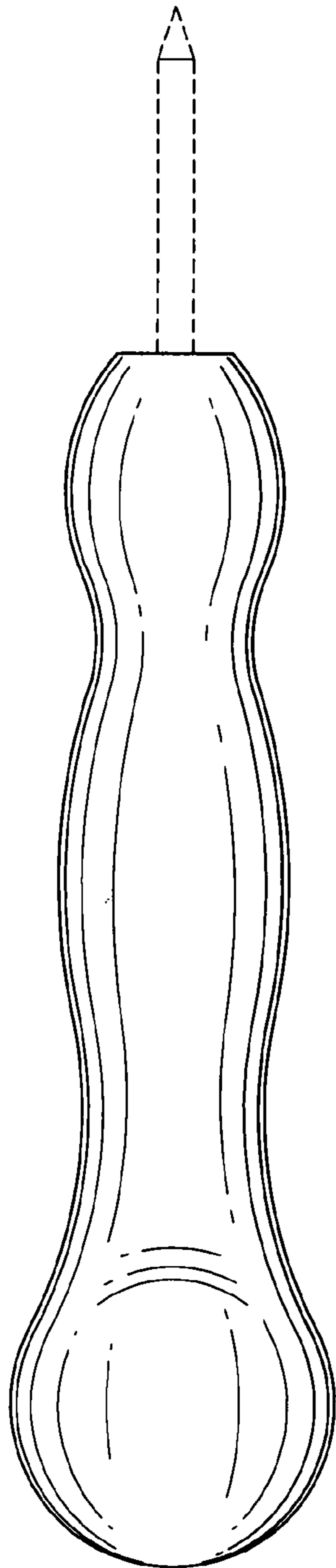


FIG. 2

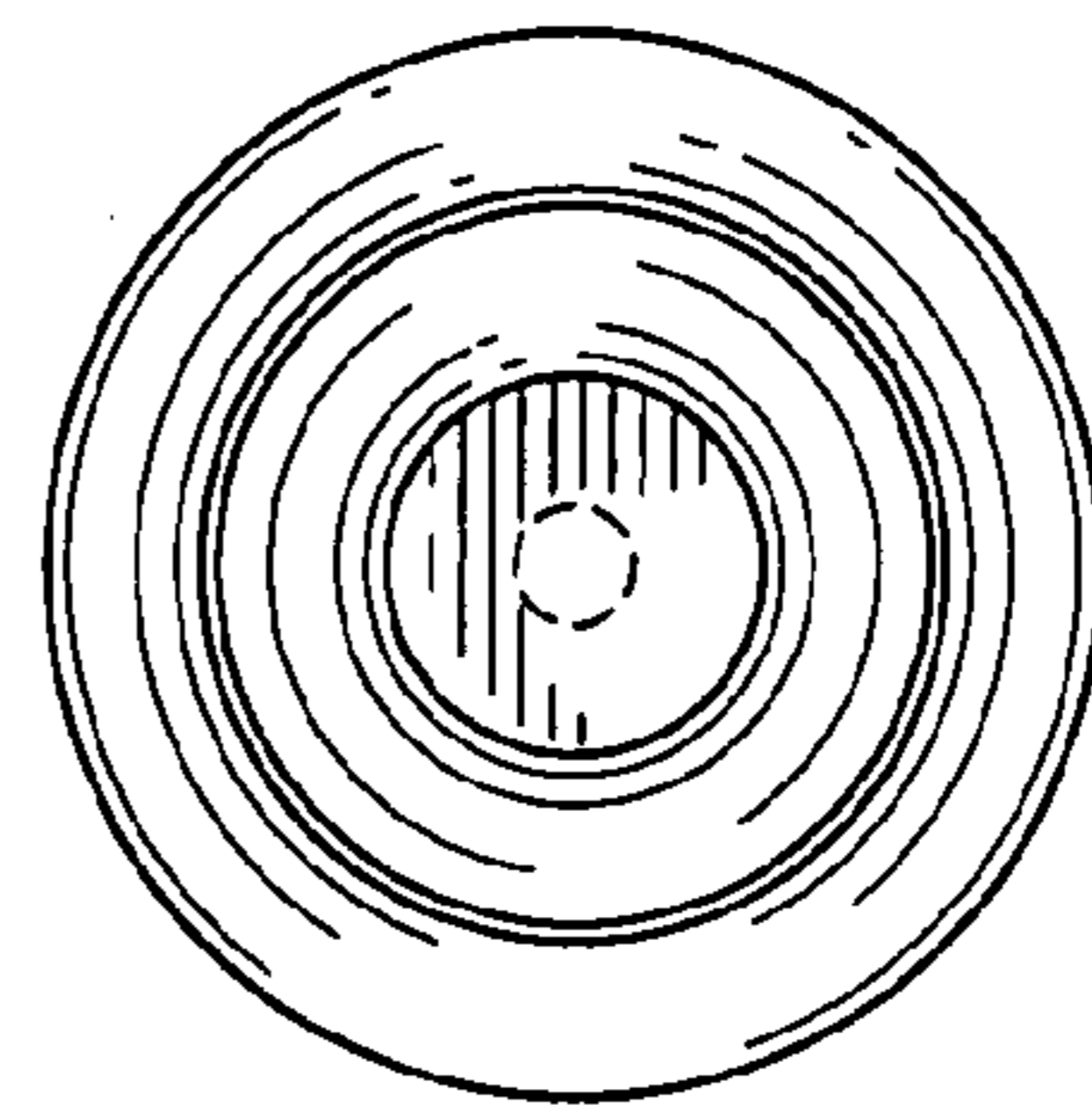


FIG. 3

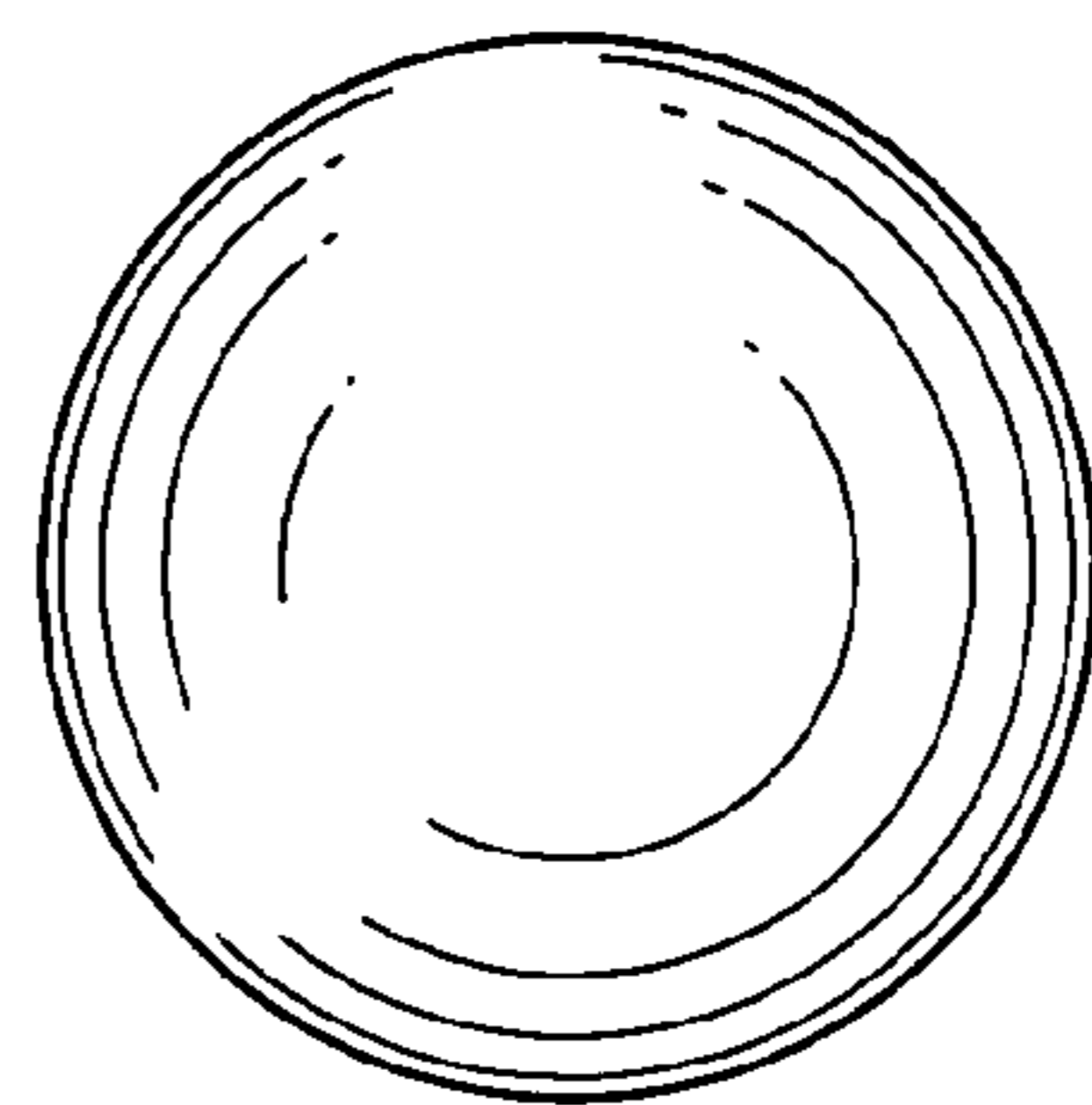


FIG. 4