



US00D556006S

(12) **United States Design Patent** (10) **Patent No.:** **US D556,006 S**  
**Cantlon et al.** (45) **Date of Patent:** **\*\* Nov. 27, 2007**

(54) **TOOL DISPENSER HAVING AN ORNAMENTAL SIDEWALL**

D481,291 S \* 10/2003 Hernandez, Jr. .... D8/107

\* cited by examiner

(75) Inventors: **Nathan C. Cantlon**, Charlo, MT (US);  
**Jesse Croft**, Ronan, MT (US); **W. Robert Cornwell**, Ronan, MT (US);  
**David Tyler**, Ronan, MT (US)

*Primary Examiner*—Alan P. Douglas  
*Assistant Examiner*—Barbara Fox  
(74) *Attorney, Agent, or Firm*—Christensen O'Connor Johnson Kindness PLLC

(73) Assignee: **Jore Corporation**, Pasco, WA (US)

(57) **CLAIM**

(\*\*) Term: **14 Years**

The ornamental design for a tool dispenser having an ornamental sidewall, as shown.

(21) Appl. No.: **29/230,845**

(22) Filed: **May 26, 2005**

**DESCRIPTION**

(51) **LOC (8) Cl.** ..... **08-01**

FIG. 1 is an isometric view of a tool dispenser having an ornamental sidewall constructed in accordance with one embodiment of the present invention;

(52) **U.S. Cl.** ..... **D8/107**

FIG. 2 is a first end planar view of the tool dispenser having an ornamental sidewall of FIG. 1;

(58) **Field of Classification Search** ..... D8/1,  
D8/10, 11, 14, 75-78, 80, 107; 16/11 R,  
16/436; 81/19-26

FIG. 3 is a second end planar view of the tool dispenser having an ornamental sidewall of FIG. 1;

See application file for complete search history.

FIG. 4 is a first side planar view of the tool dispenser having an ornamental sidewall of FIG. 1;

(56) **References Cited**

**U.S. PATENT DOCUMENTS**

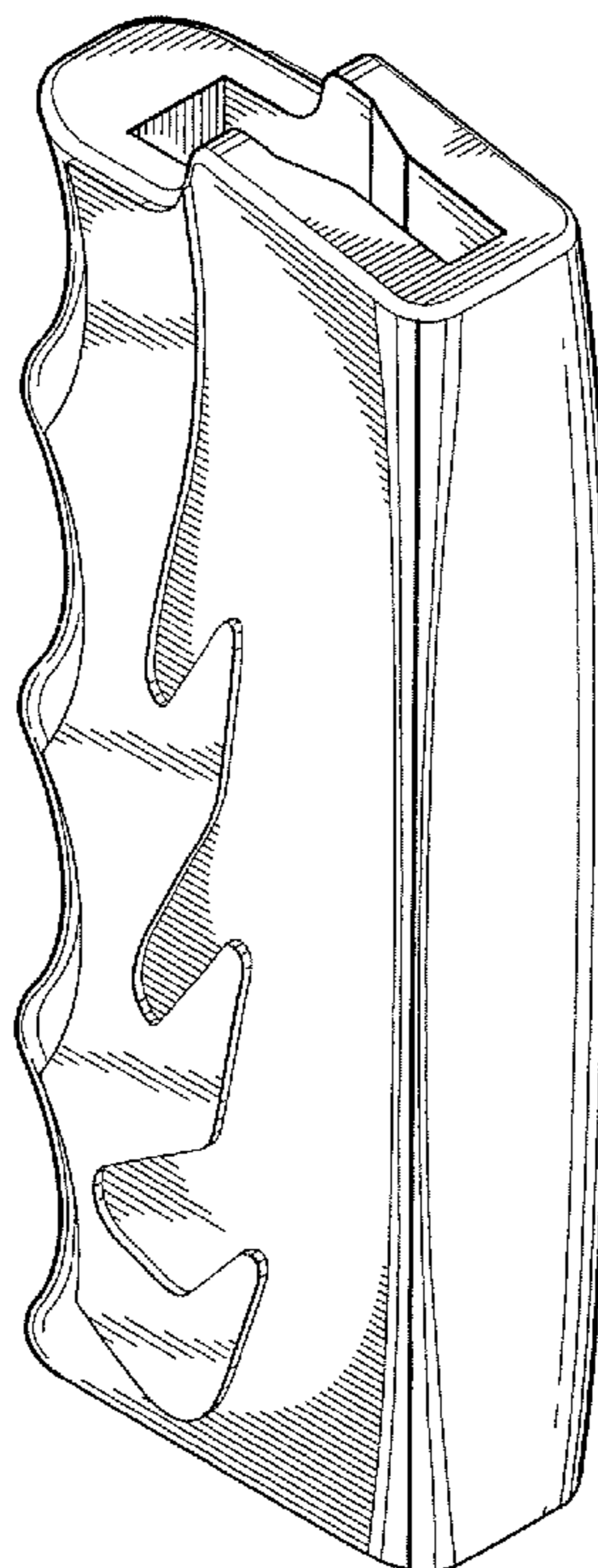
2,520,355	A *	8/1950	Bell	.....	30/340
4,785,495	A *	11/1988	Dellis	.....	16/421
5,251,380	A *	10/1993	Craig	.....	30/329
D433,305	S *	11/2000	Wu	.....	D8/107
D440,855	S *	4/2001	Wang	.....	D8/97
D441,632	S *	5/2001	Raab et al.	.....	D8/107
D442,461	S *	5/2001	Glesser	.....	D8/99
D453,465	S *	2/2002	Hsieh	.....	D8/107
D461,388	S *	8/2002	Giardino	.....	D8/107

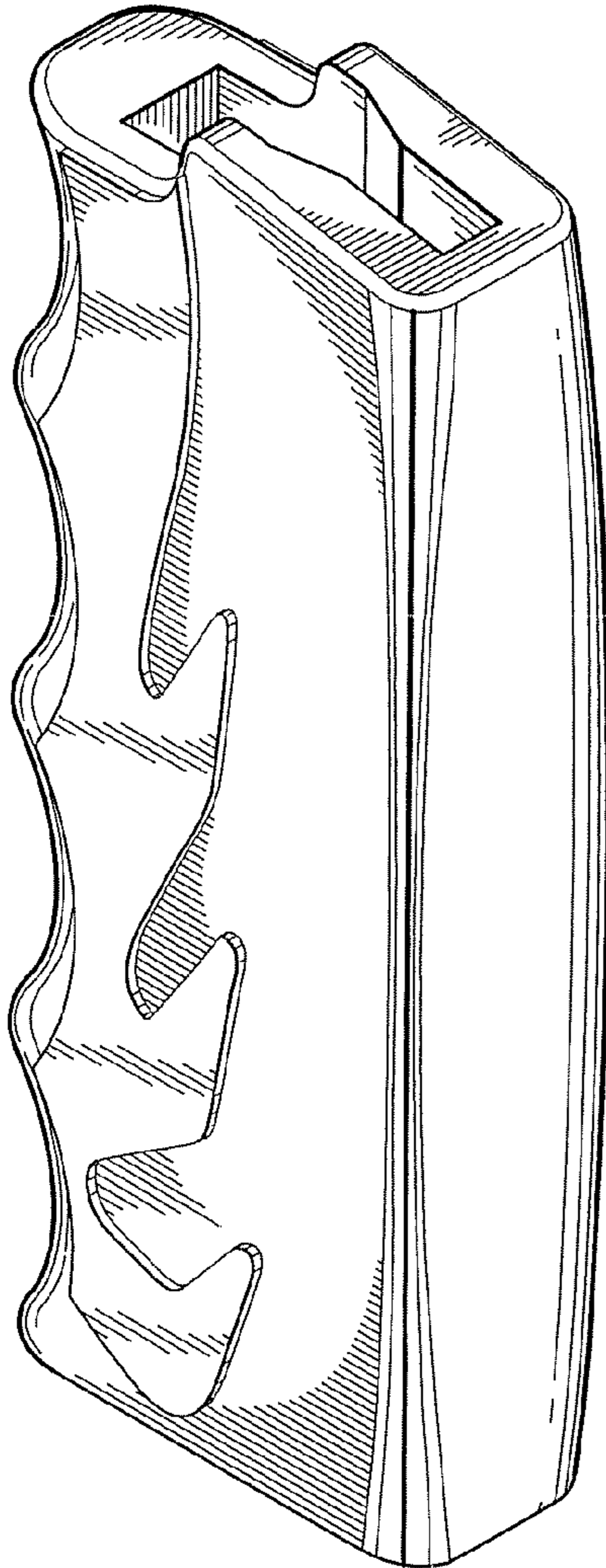
FIG. 5 is a second side planar view of the tool dispenser having an ornamental sidewall of FIG. 1;

FIG. 6 is a top planar view of the tool dispenser having an ornamental sidewall of FIG. 1; and,


FIG. 7 is a bottom planar view of the tool dispenser having an ornamental sidewall of FIG. 1.

**1 Claim, 2 Drawing Sheets**






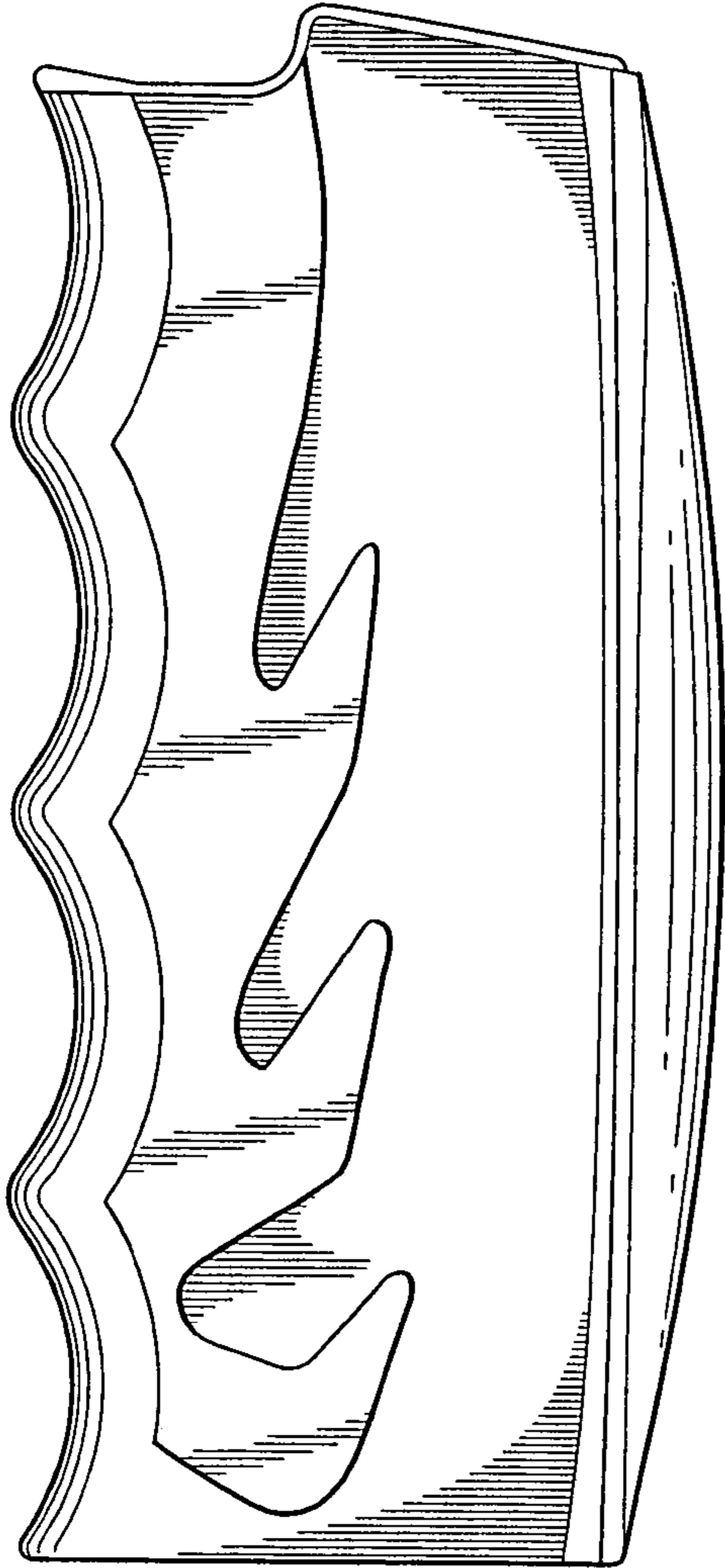
*Fig. 1.*



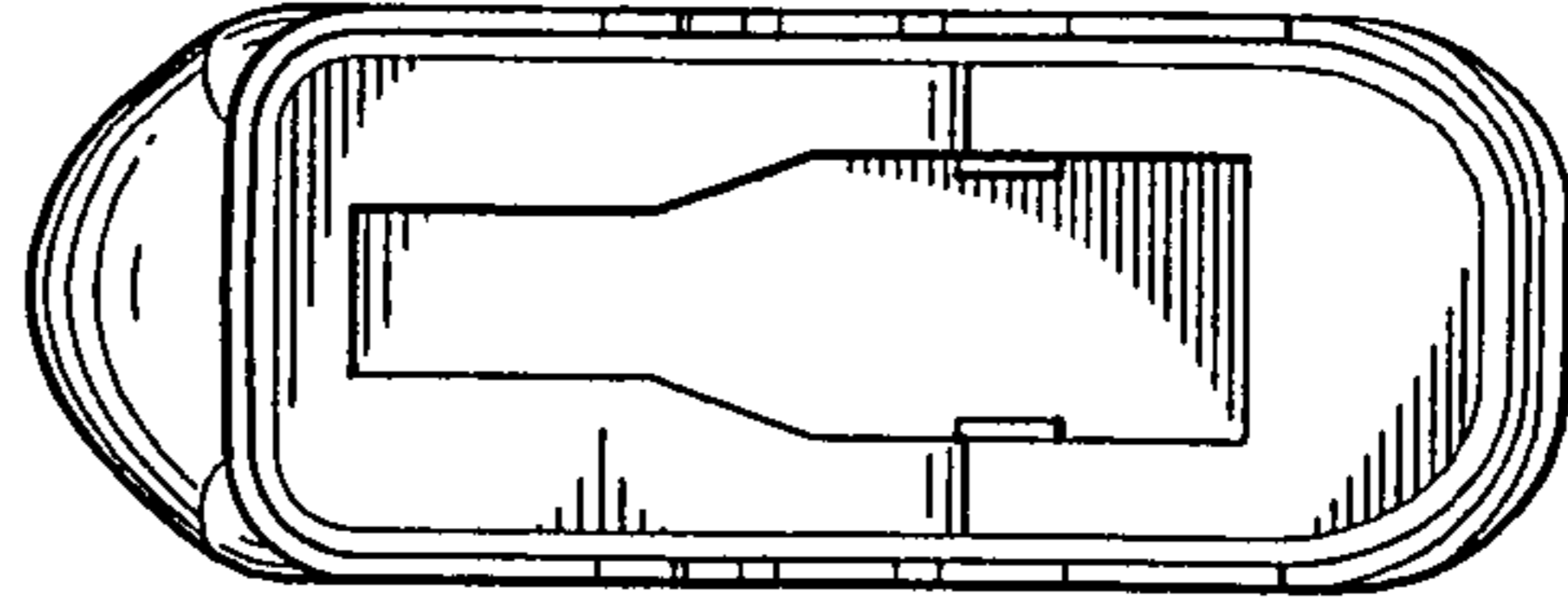
*Fig. 3.*

*Fig. 2.*

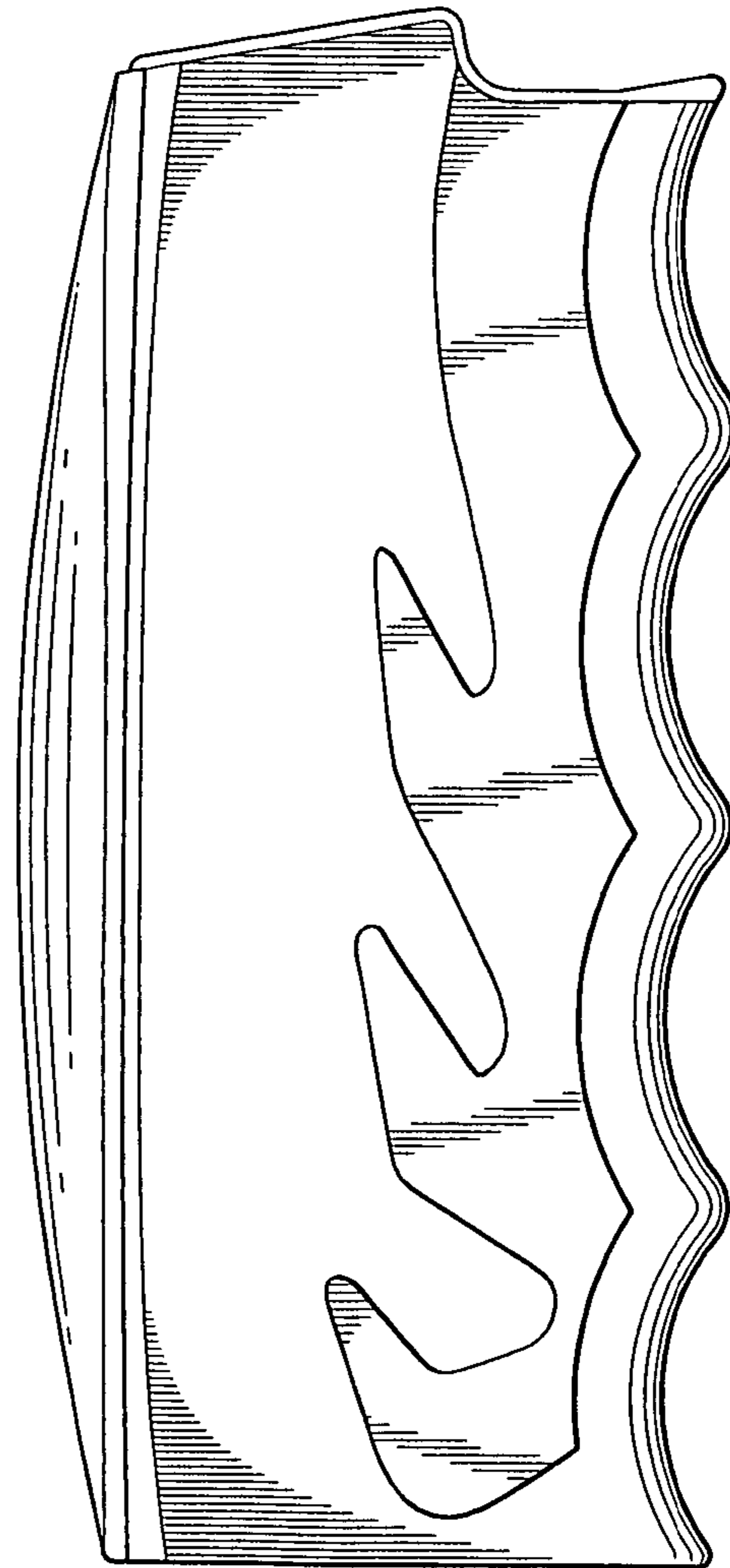




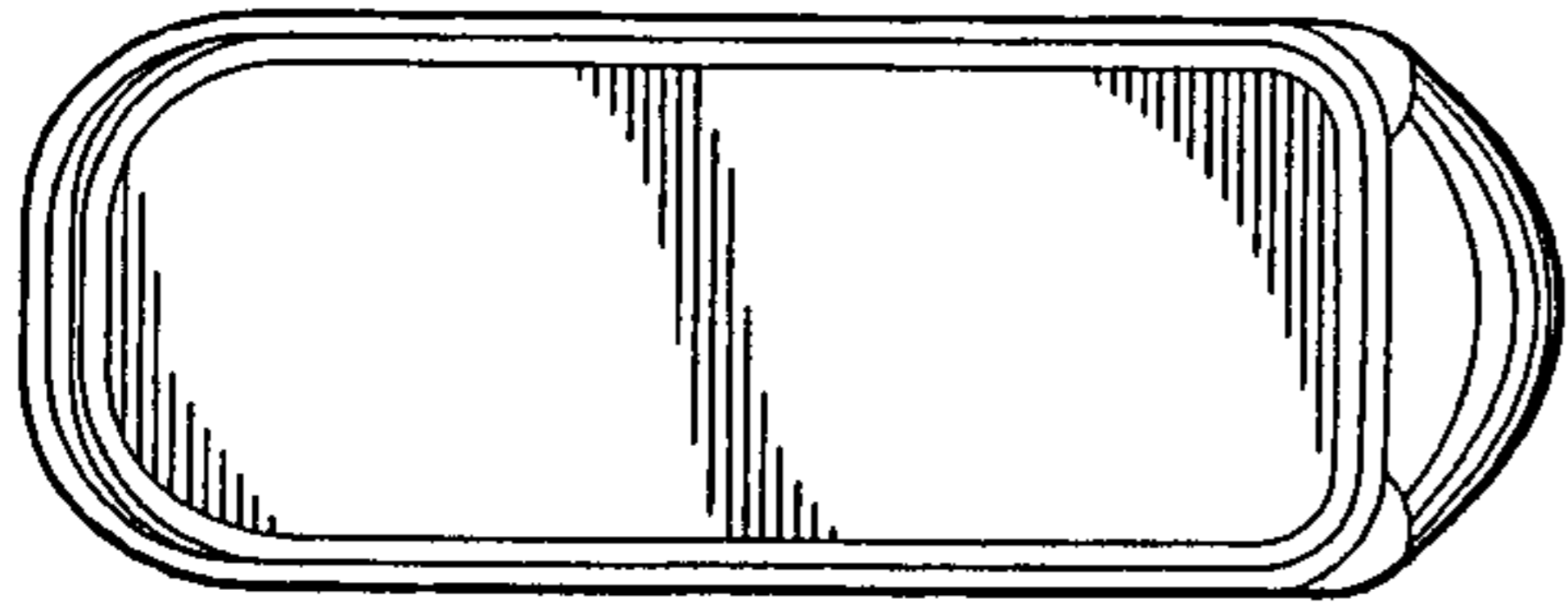
*Fig. 4.*



*Fig. 6.*



*Fig. 5.*



*Fig. 7.*