



US00D555998S

(12) **United States Design Patent**
Mah et al.

(10) **Patent No.:** **US D555,998 S**

(45) **Date of Patent:** **** *Nov. 27, 2007**

(54) **CAN OPENER**

(75) Inventors: **Pat Y. Mah**, Kowloon (HK); **Mark Andrew Sanders**, Windsor (GB)

(73) Assignee: **Daka Research Inc. (Br. Virg. Isl Corp.) Offshore Incorporations**, Tortolla (VG)

(*) Notice: This patent is subject to a terminal disclaimer.

(**) Term: **14 Years**

(21) Appl. No.: **29/265,174**

(22) Filed: **Aug. 25, 2006**

(30) **Foreign Application Priority Data**

Mar. 22, 2006 (HK) 0600706

(51) **LOC (8) Cl.** **07-99**

(52) **U.S. Cl.** **D8/41**

(58) **Field of Classification Search** D7/669, D7/693; D8/14, 18, 33-41, 98; 7/151-156; 30/400-404, 409, 412, 413, 416-418, 420-427, 30/429, 433, 434; 81/3.07, 3.35-3.37, 3.4
See application file for complete search history.

(56) **References Cited**

U.S. PATENT DOCUMENTS

D189,665 S * 1/1961 Lamb D8/98
D361,020 S * 8/1995 Hegstrum D8/14
D387,645 S * 12/1997 Kazimir D8/40

D404,268 S * 1/1999 Kennedy D8/33
D453,453 S * 2/2002 Lun D8/36
D465,140 S * 11/2002 Cheng D8/14
D475,261 S * 6/2003 Lee D8/36
6,752,041 B2 * 6/2004 Lee 81/3.2
D536,231 S * 2/2007 Kawasaki D8/98
2007/0044326 A1 * 3/2007 Sanders et al. 30/417

* cited by examiner

Primary Examiner—Robert M. Spear
Assistant Examiner—Garth Rademaker
(74) *Attorney, Agent, or Firm*—Harrington & Harrington; Curtis L. Harrington; Kathy E. Harrington

(57) **CLAIM**

The ornamental design for an can opener, as shown and described.

DESCRIPTION

FIG. 1 is a top perspective view of a can opener showing our new design;
FIG. 2 is a rear view;
FIG. 3 is a front view;
FIG. 4 is a top view;
FIG. 5 is a bottom view;
FIG. 6 is a left side view; and,
FIG. 7 is a right side view.

The broken lines depict environmental subject matter only and form no part of the claimed design.

1 Claim, 3 Drawing Sheets

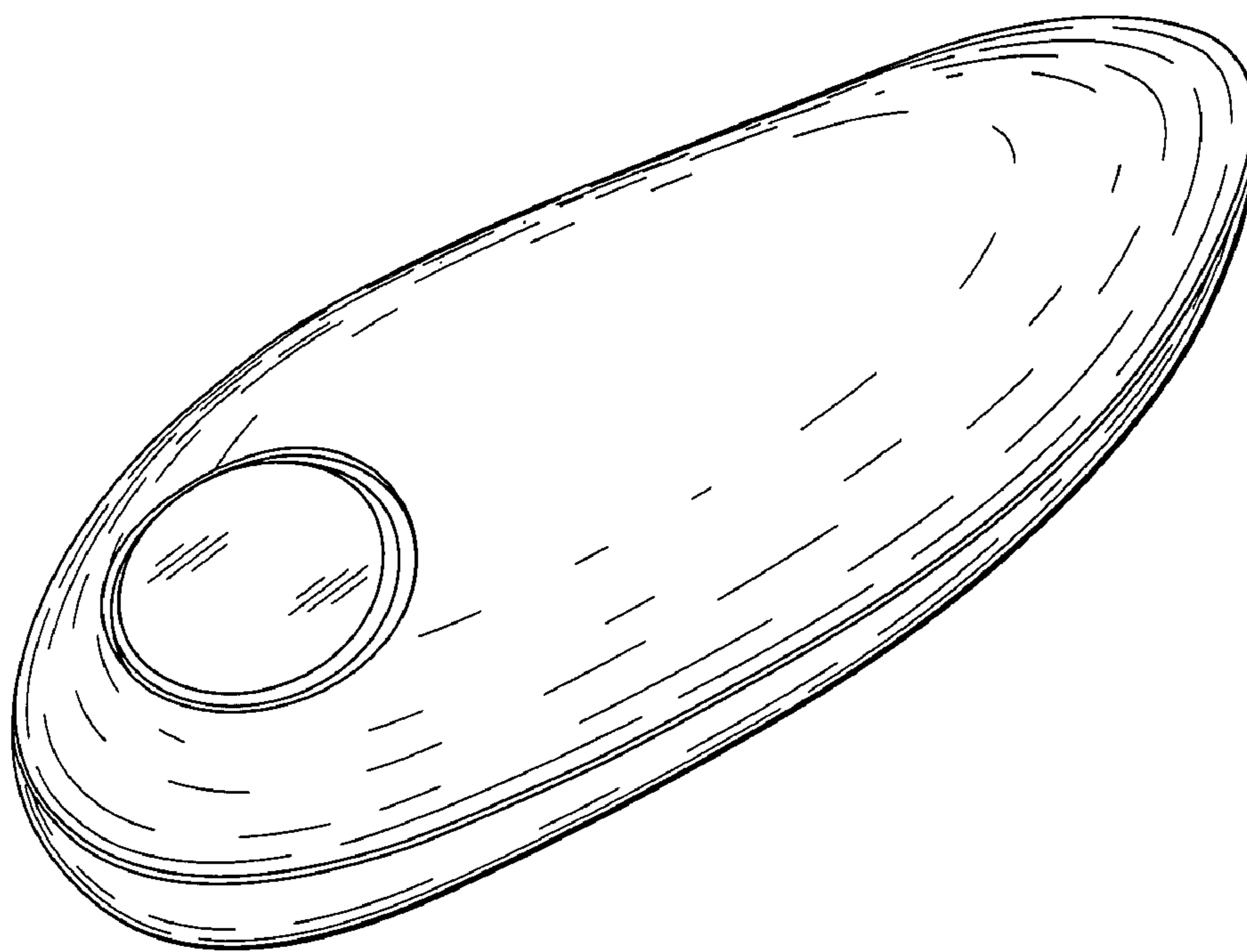


Fig. 1

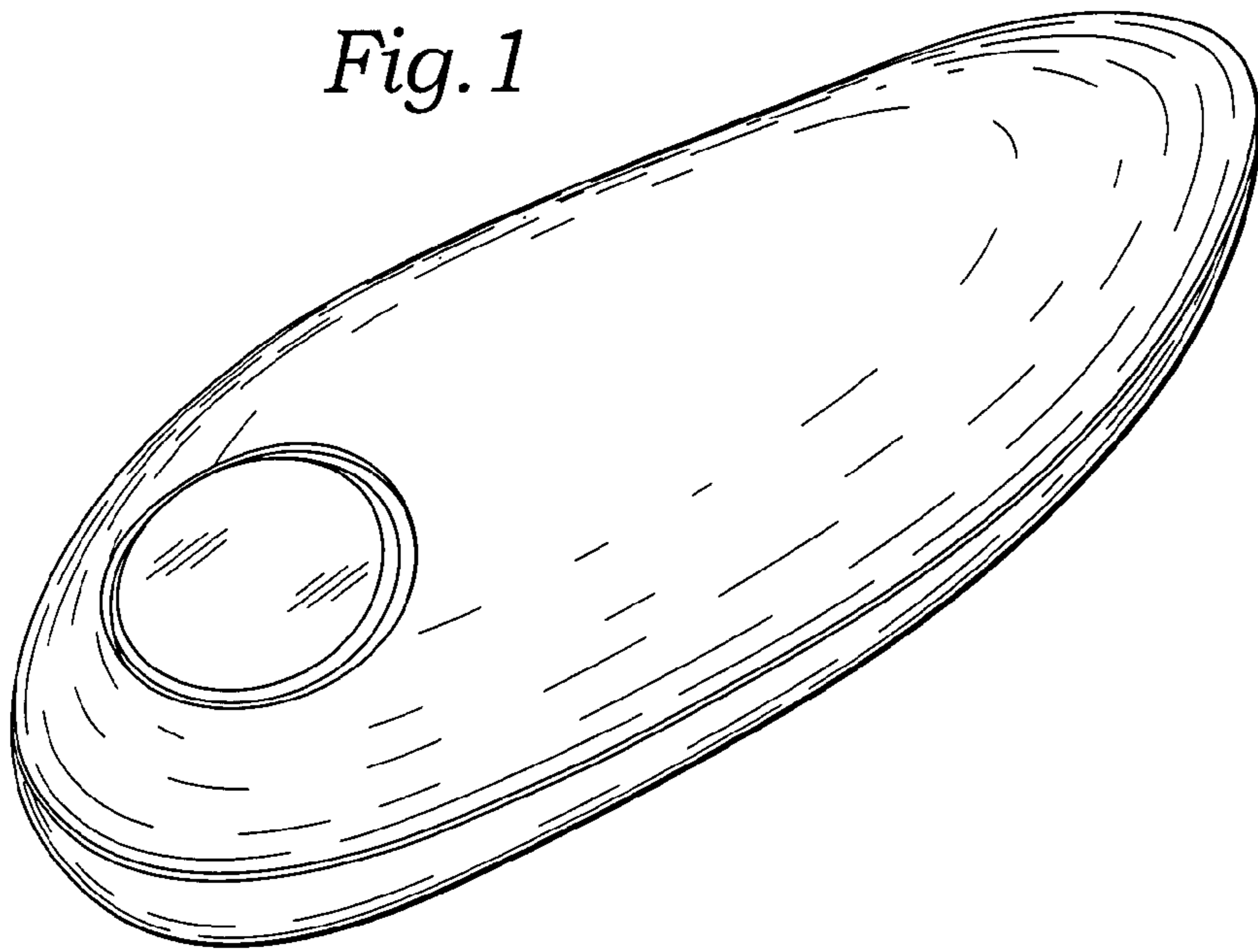


Fig. 2

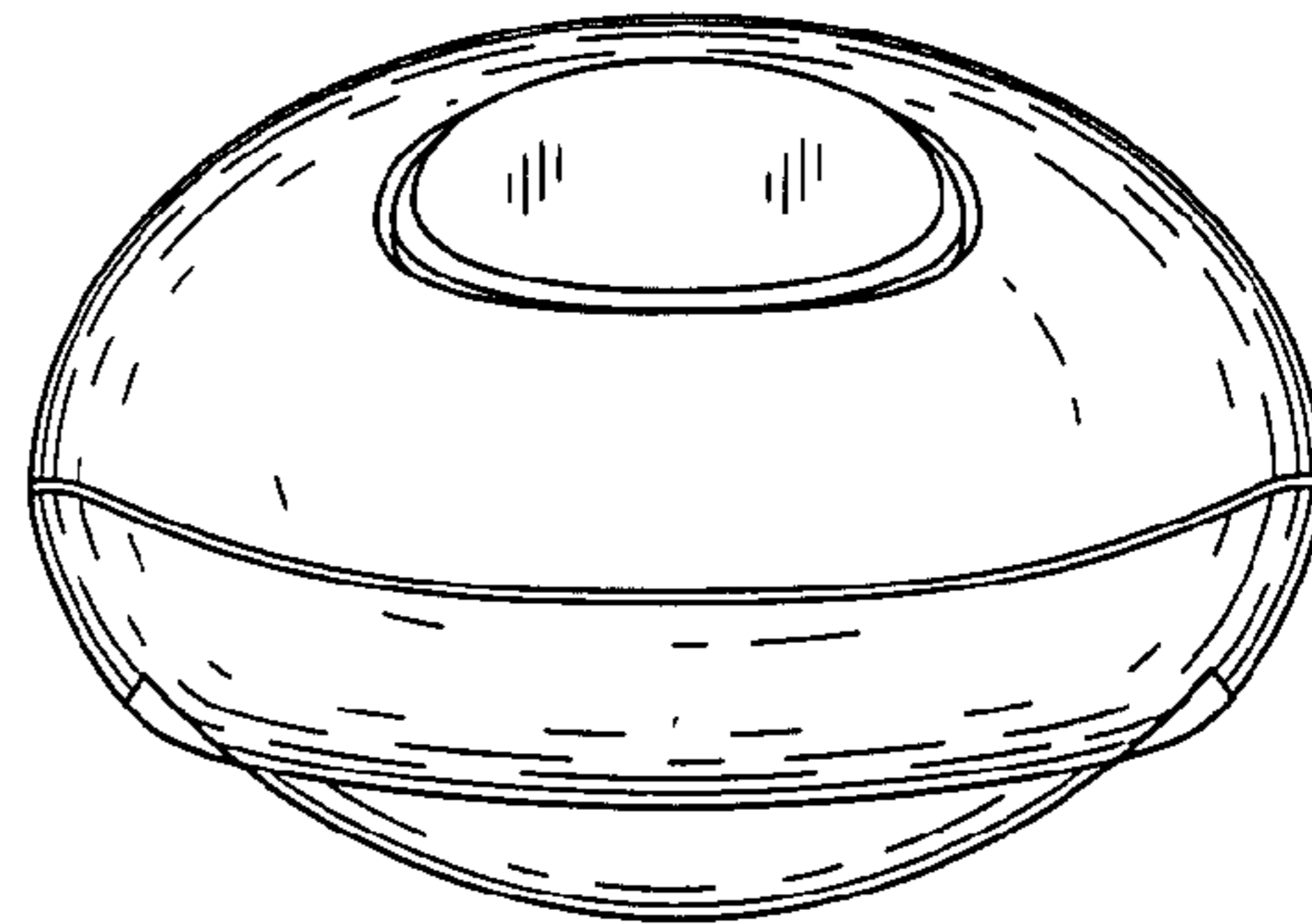


Fig. 3

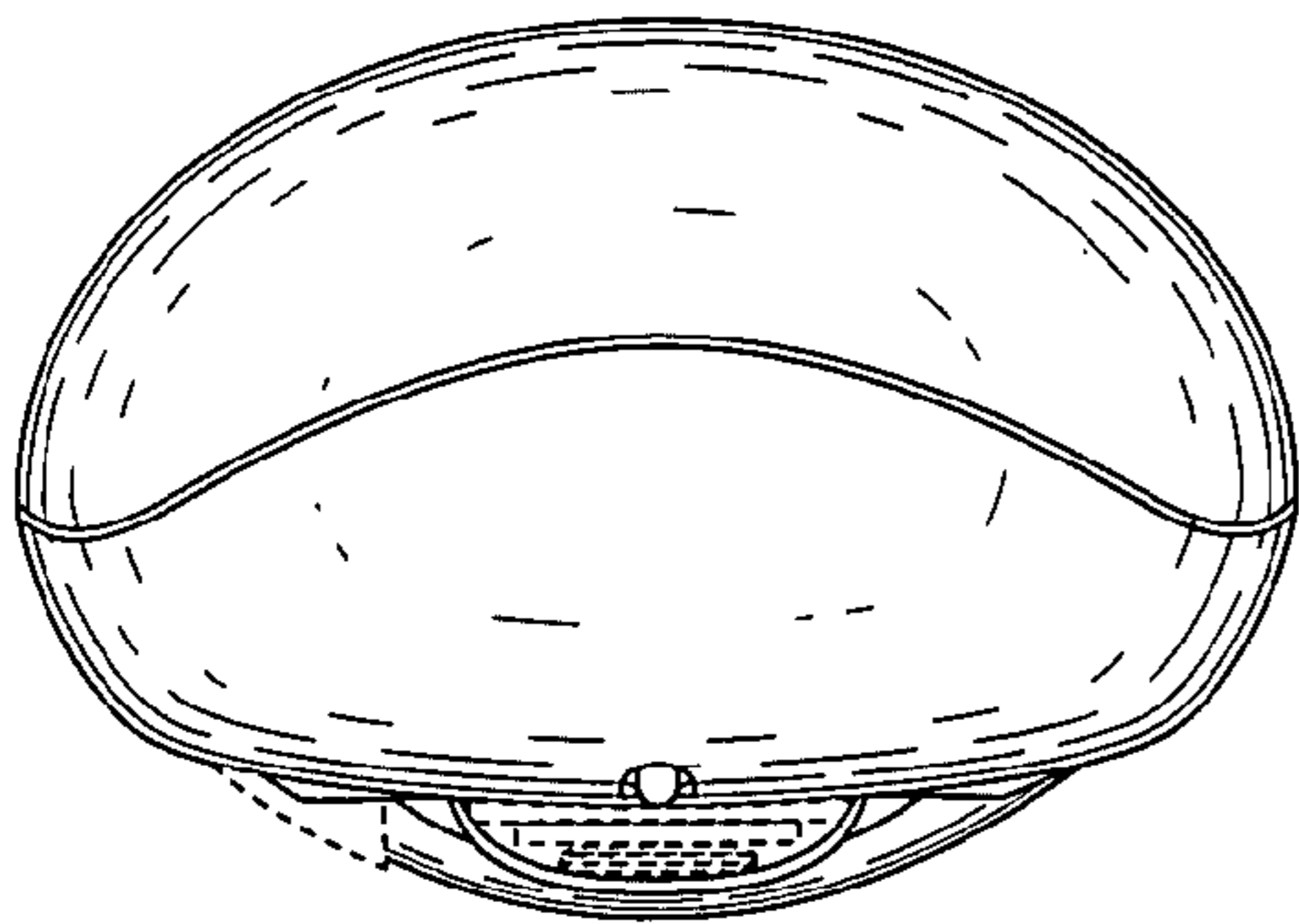


Fig.4

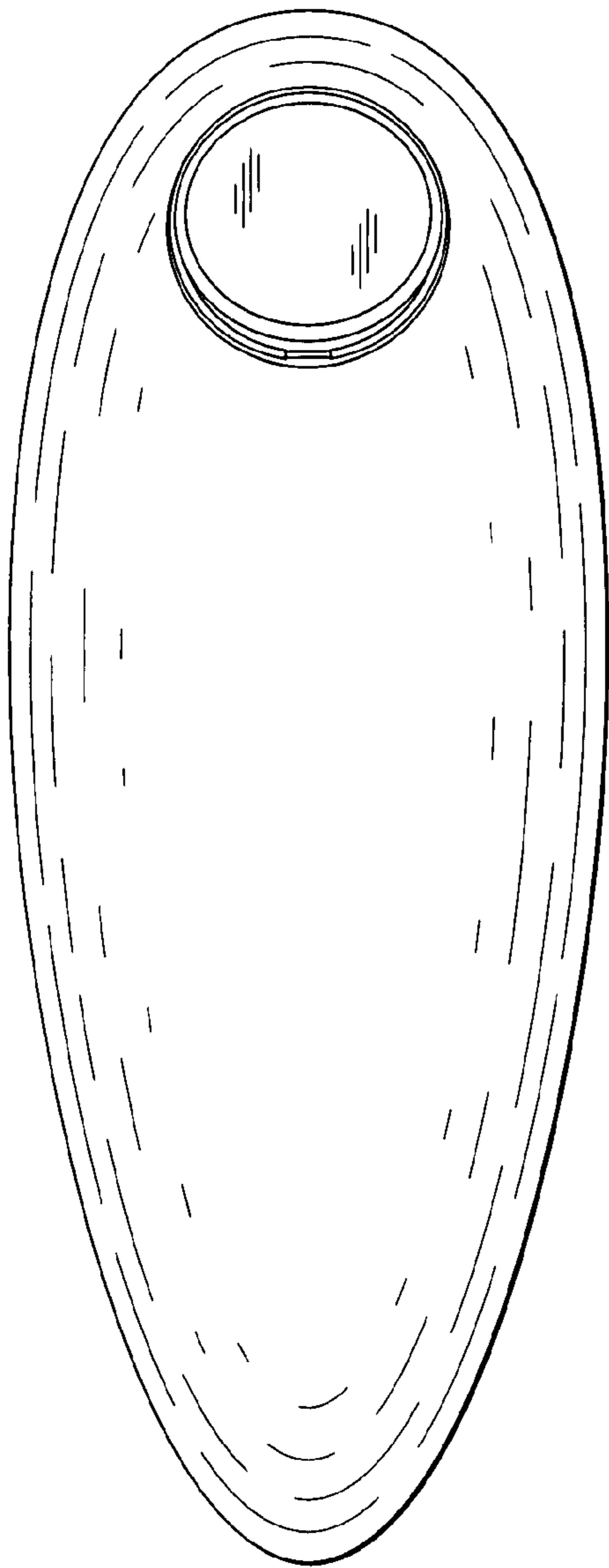


Fig.5

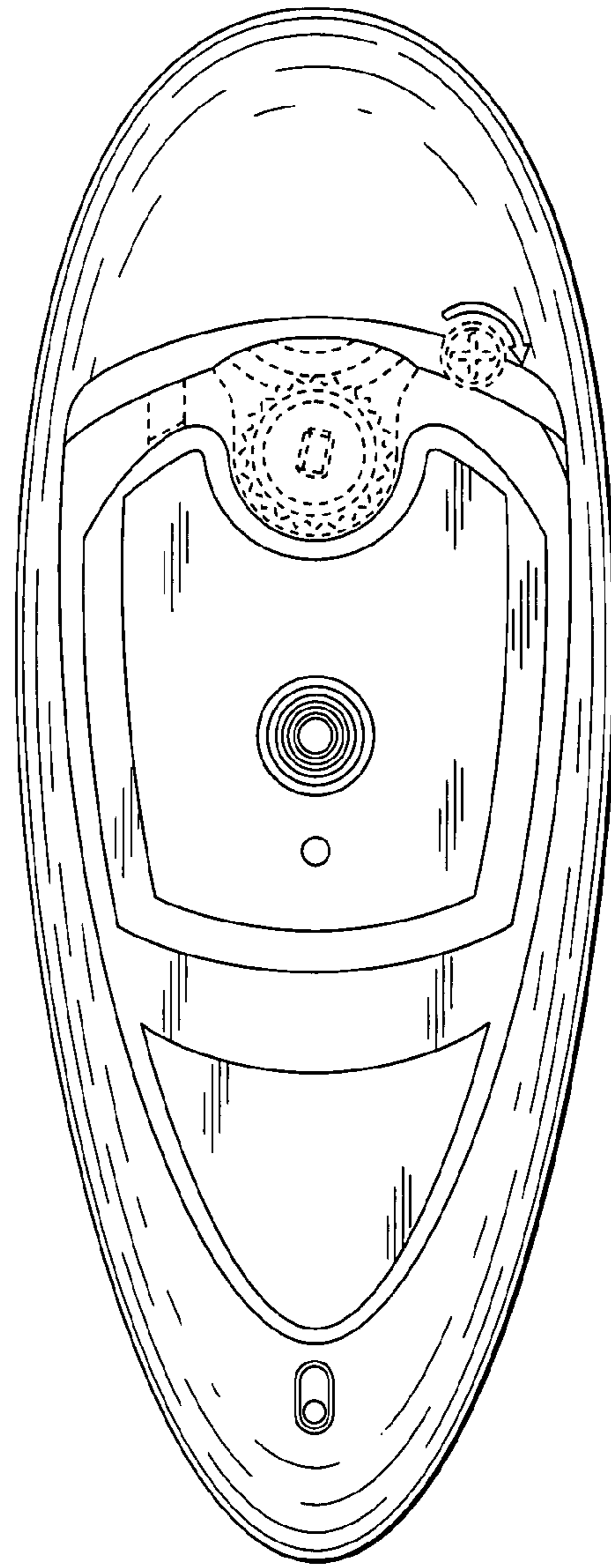


Fig. 6



Fig. 7

