



US00D555980S

(12) **United States Design Patent**
Tiemann

(10) **Patent No.:** **US D555,980 S**

(45) **Date of Patent:** **** Nov. 27, 2007**

(54) **FRUIT COMBINATION RACK**

(75) **Inventor:** **Frank R. Tiemann**, Madison Lake,
MN (US)

(73) **Assignee:** **Nifty Home Products, Inc.**, Madison
Lake, MN (US)

(**) **Term:** **14 Years**

(21) **Appl. No.:** **29/264,636**

(22) **Filed:** **Aug. 15, 2006**

(51) **LOC (8) Cl.** **07-01**

(52) **U.S. Cl.** **D7/601; D7/704**

(58) **Field of Classification Search** D7/701-708,
D7/601, 590; D6/512, 515; 206/518, 505,
206/513, 389; 211/59.2, 49.1, 86.01, 59.3,
211/59.4, 74, 85.31; 221/285, 281, 287,
221/312 R; 220/485, 487, 488, 490, 491,
220/494; 312/45

See application file for complete search history.

(56) **References Cited**

U.S. PATENT DOCUMENTS

D192,378 S * 3/1962 Combs D6/408

3,203,553 A * 8/1965 Pendergrast, Jr. et al. . 211/59.2
D347,922 S * 6/1994 Trevaskis D6/515
D354,181 S * 1/1995 Smith et al. D6/408
D357,118 S * 4/1995 Kendrick D7/704

* cited by examiner

Primary Examiner—Terry A. Wallace

(74) *Attorney, Agent, or Firm*—Nikolai & Mersereau, P.A.;
Thomas J. Nikolai

(57) **CLAIM**

The ornamental design for a “fruit combination rack,” as
shown and described.

DESCRIPTION

FIG. 1 is a right side view of the fruit combination rack of
the present invention;


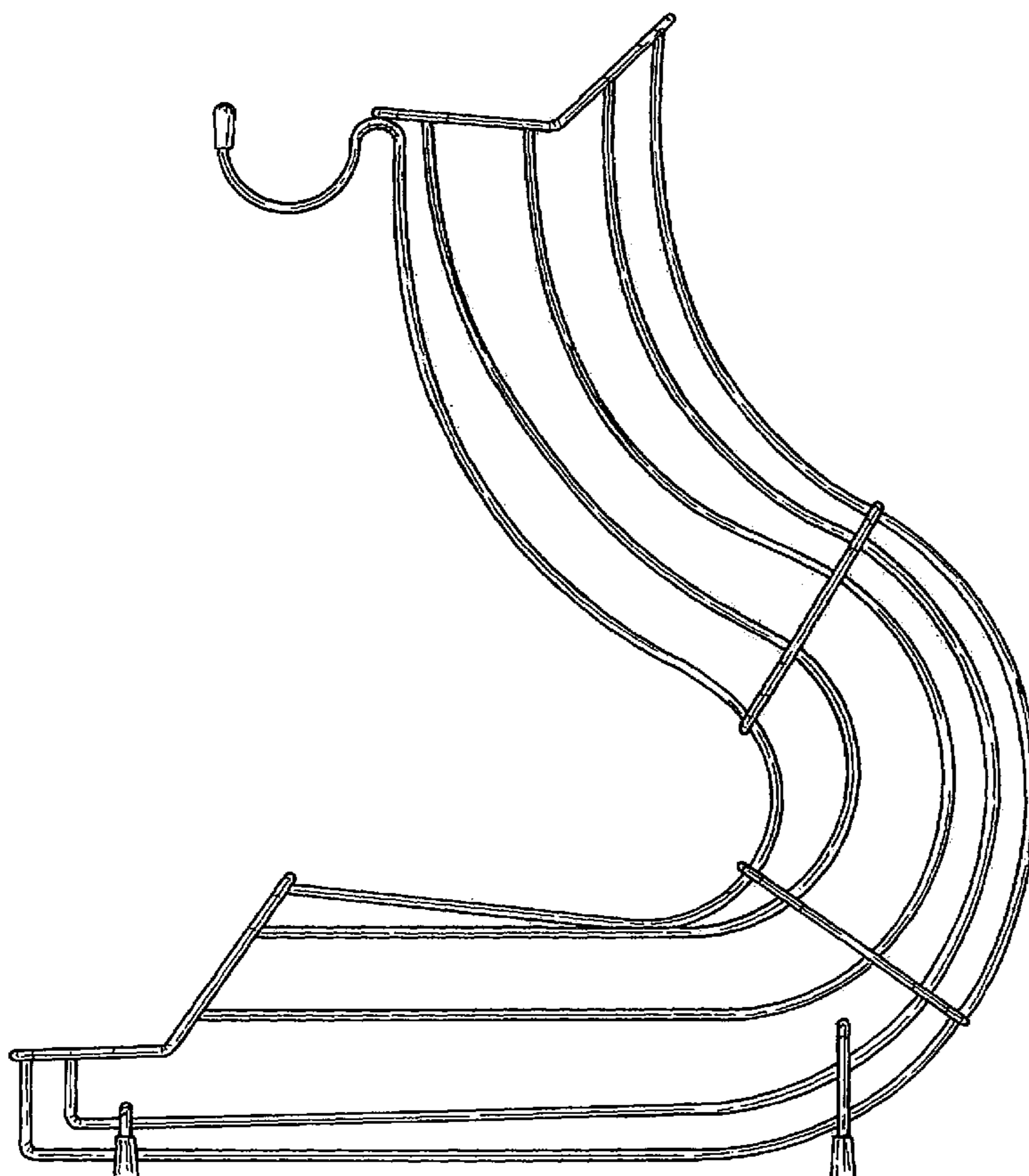
FIG. 2 is a front view of the fruit combination rack;

FIG. 3. is a rear view of the fruit combination rack;

FIG. 4 is a top view of the fruit combination rack; and,

FIG. 5 is a bottom view of the fruit combination rack.

1 Claim, 5 Drawing Sheets



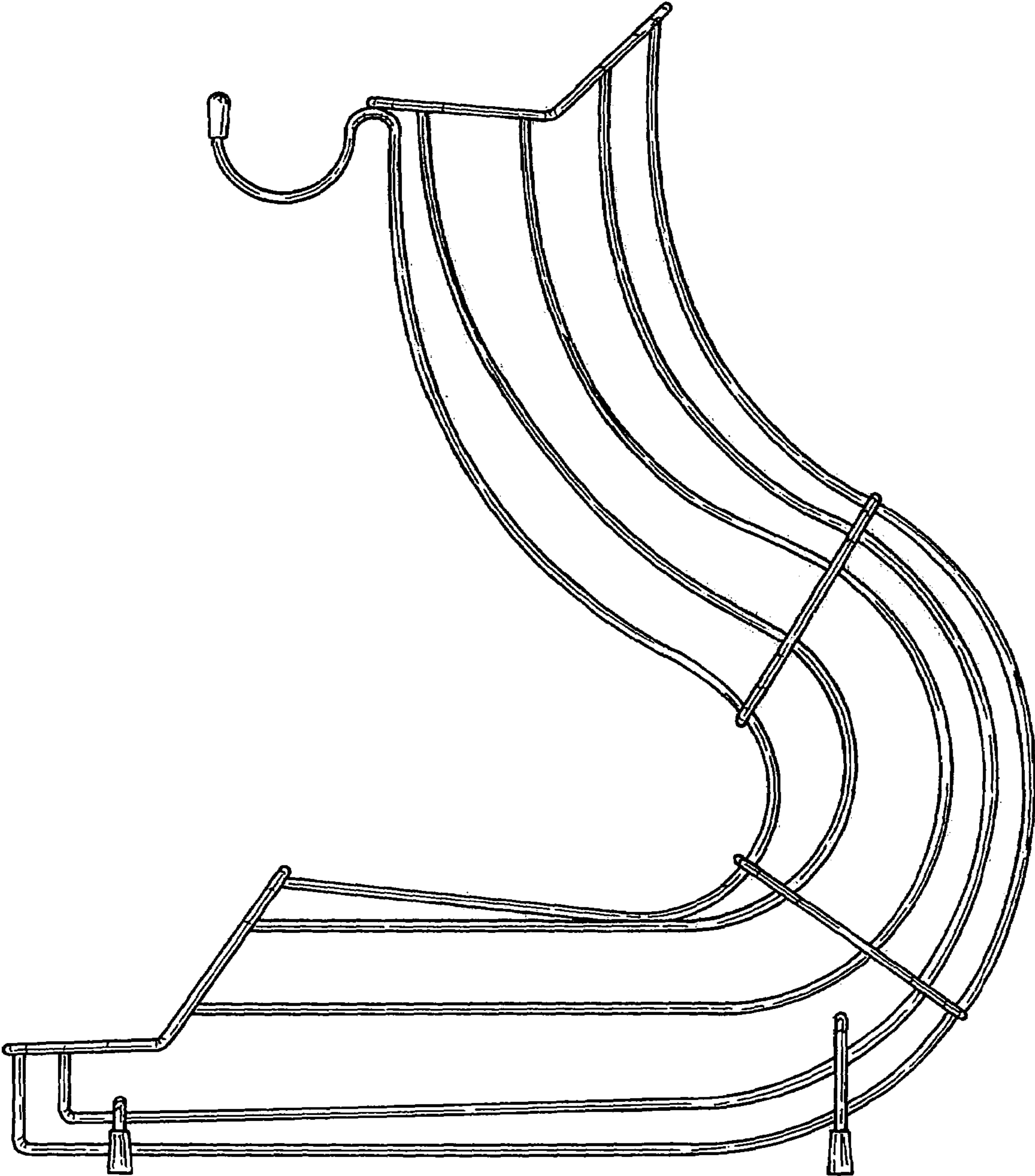


FIG. 1




FIG. 2

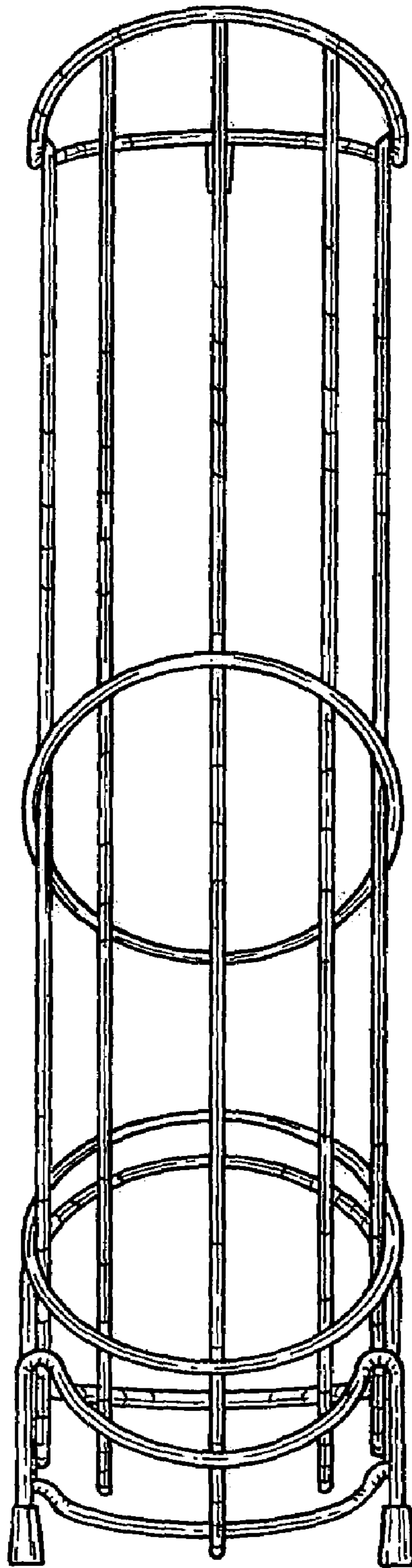


FIG. 3




FIG. 4

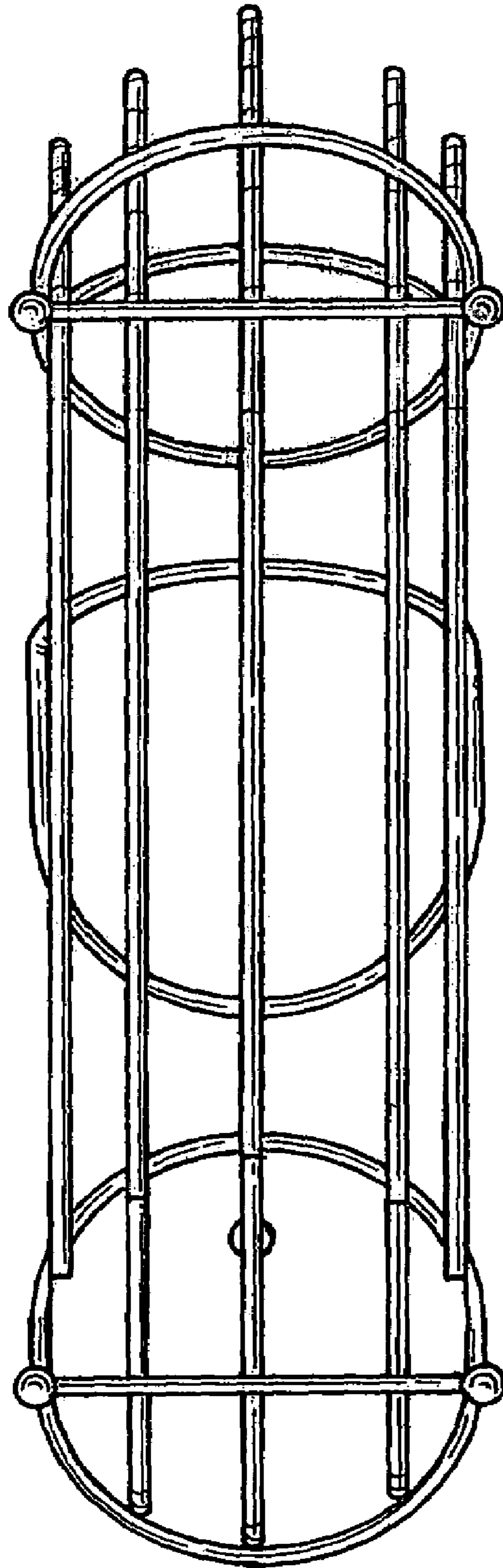


FIG. 5