



US00D555976S

(12) **United States Design Patent**
Baldwin

(10) **Patent No.:** **US D555,976 S**

(45) **Date of Patent:** **** Nov. 27, 2007**

- (54) **RANGE**
- (75) Inventor: **Mark W. Baldwin**, St. Joseph, MI (US)
- (73) Assignee: **Whirlpool Corporation**, Benton Harbor, MI (US)

D510,227 S *	10/2005	Baldwin	D7/340
D511,925 S *	11/2005	Baldwin	D7/340
D521,317 S *	5/2006	Hessen et al.	D7/405
D521,805 S *	5/2006	Hessen et al.	D7/405
D536,208 S *	2/2007	Ostlund et al.	D7/340
D536,568 S *	2/2007	Ostlund et al.	D7/340

- (**) Term: **14 Years**
- (21) Appl. No.: **29/233,956**
- (22) Filed: **Jul. 12, 2005**

* cited by examiner

Primary Examiner—Robert A. Delehanty
Assistant Examiner—Mark Cavanna
 (74) *Attorney, Agent, or Firm*—Tara M. Hartman; John F. Colligan

- (51) **LOC (8) Cl.** **07-02**
- (52) **U.S. Cl.** **D7/405**
- (58) **Field of Classification Search** D7/339–341, D7/346–349, 402, 405–407; 126/21 A, 39 B, 126/39 R; 219/391–392, 400, 449–450
See application file for complete search history.

(57) **CLAIM**


The ornamental design for range, as shown and described.

DESCRIPTION

FIG. 1 is a front perspective view of the design of the range;
 FIG. 2 is a front elevational view thereof;
 FIG. 3 is a right side elevational view with the left side being a mirror image thereof; and,
 FIG. 4 is a top plan view thereof.
 The broken lines shown are for illustrative purposes only and form no part of the design claimed.

- (56) **References Cited**
 U.S. PATENT DOCUMENTS
 D277,449 S * 2/1985 Vetter et al. D7/346
 D464,229 S * 10/2002 Baldwin et al. D7/340
 D470,720 S * 2/2003 Jones et al. D7/405
 D477,177 S * 7/2003 Jeong D7/340
 D477,496 S * 7/2003 Monguilod et al. D7/340
 D491,411 S * 6/2004 De Mello D7/340
 D495,918 S * 9/2004 De Mello D7/340

1 Claim, 4 Drawing Sheets






Fig. 1

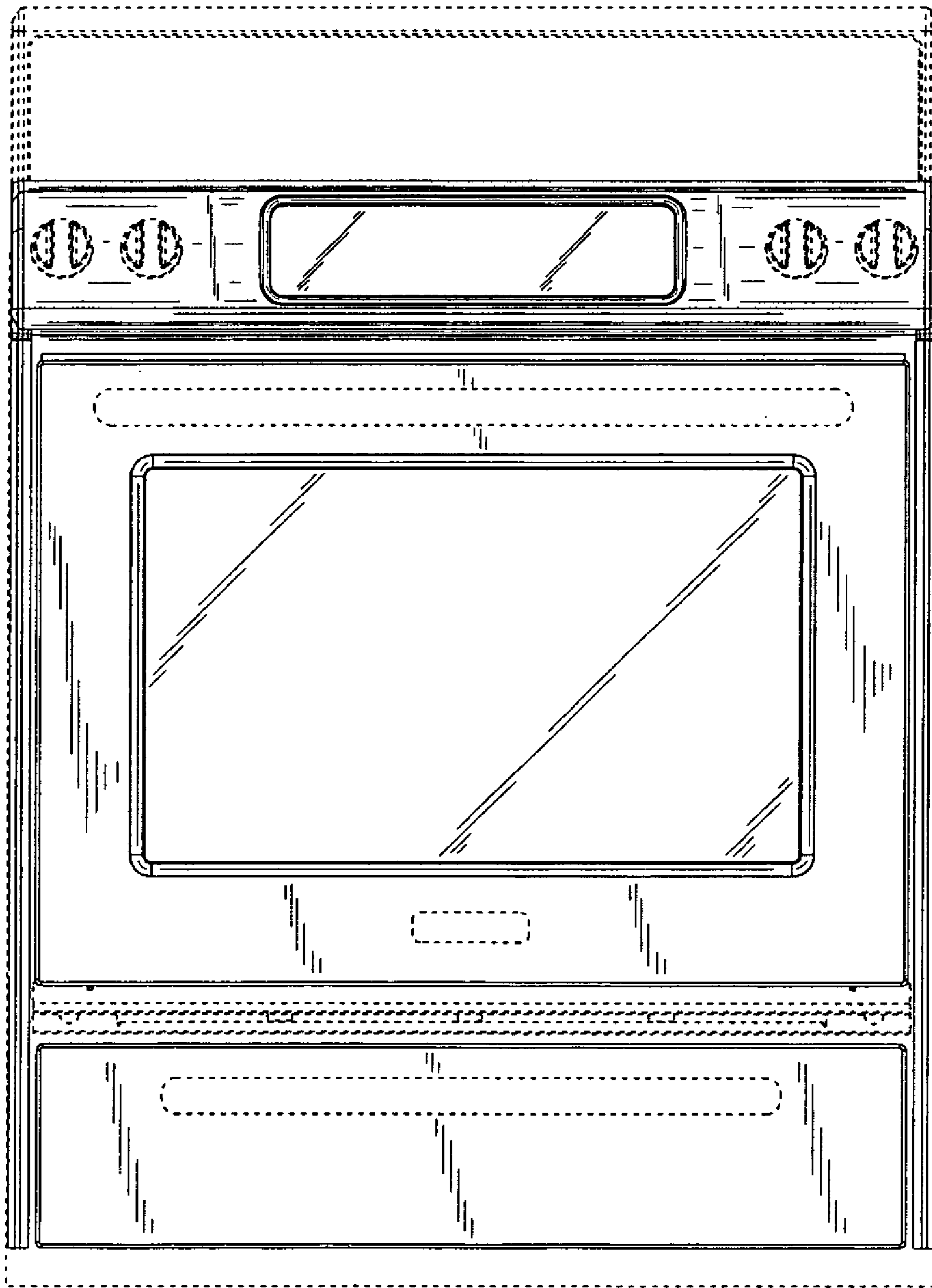


Fig. 2

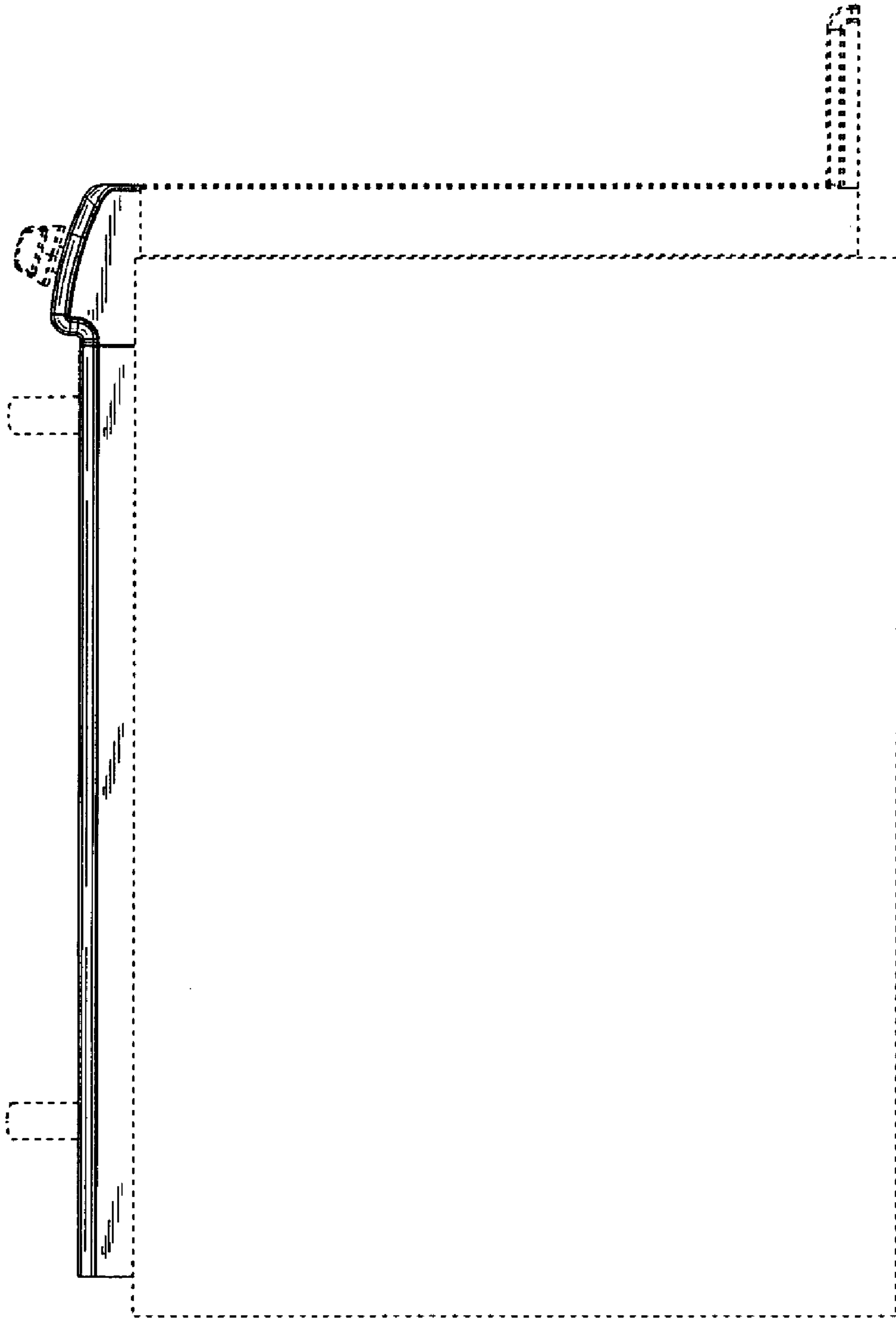


Fig. 3

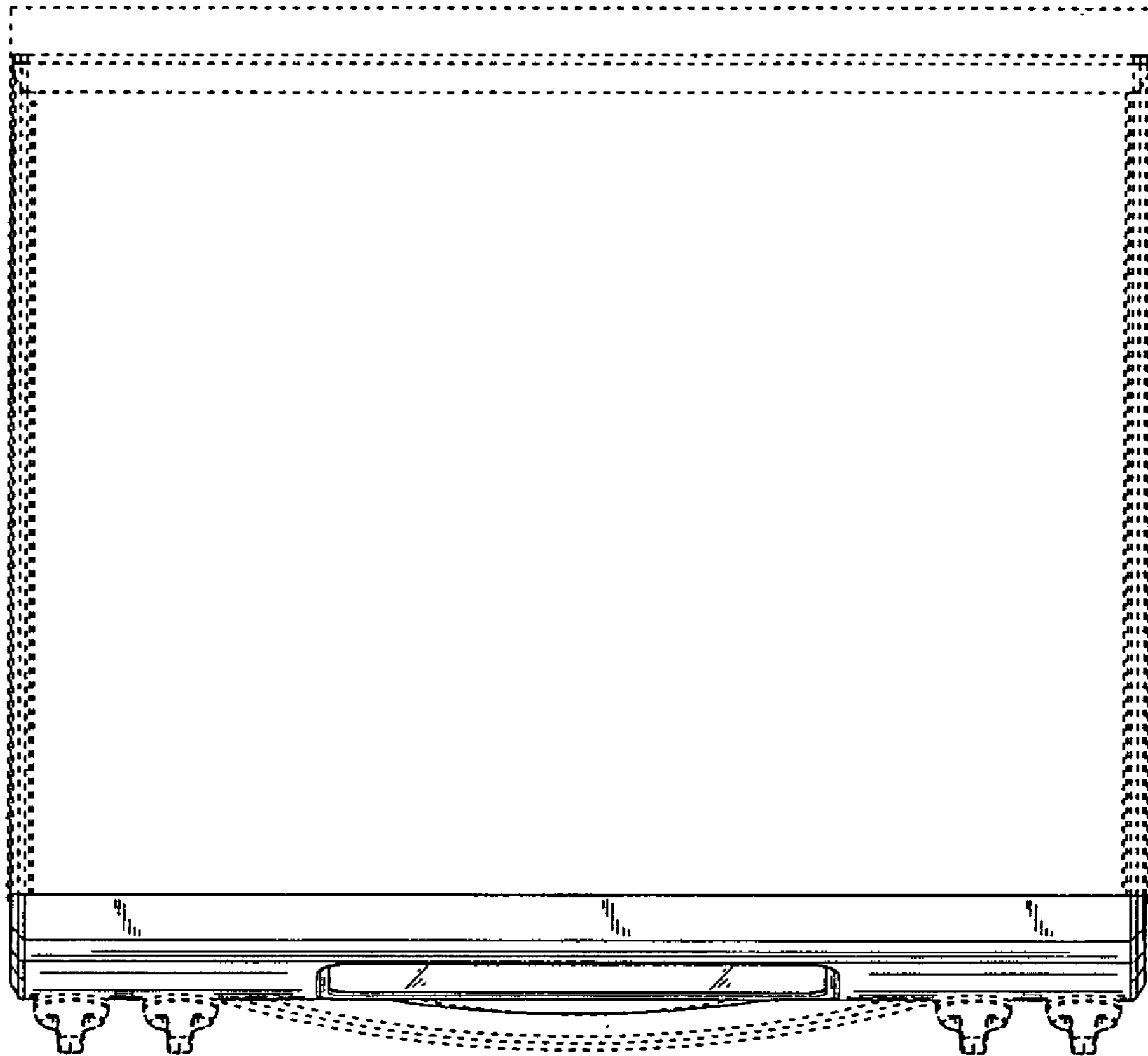


Fig. 4