



US00D555975S

(12) **United States Design Patent** (10) **Patent No.:** **US D555,975 S**
Pino et al. (45) **Date of Patent:** **** Nov. 27, 2007**

(54) **DOUBLE OVEN**

(75) Inventors: **Giovanni Pino**, Delray Beach, FL (US);
Allen D. Wong, Benton Harbor, MI
(US); **Eric C. Irwin**, St. Joseph, MI
(US); **Ryan L. Wilday**, San Diego, CA
(US); **Peter D. Wendel**, Monroe, WA
(US)

(73) Assignee: **Whirlpool Corporation**, Benton
Harbor, MI (US)

(**) Term: **14 Years**

(21) Appl. No.: **29/233,828**

(22) Filed: **Jul. 8, 2005**

(51) **LOC (8) Cl.** **07-02**

(52) **U.S. Cl.** **D7/405**

(58) **Field of Classification Search** D7/339-341,
D7/346-349, 402, 405, 406; 126/21 A, 39 B,
126/21 R, 273 A; 219/391-394
See application file for complete search history.

(56) **References Cited**

U.S. PATENT DOCUMENTS

3,924,601 A * 12/1975 Nuss 126/21 R
D332,029 S * 12/1992 Carpenter D7/348
D366,983 S * 2/1996 Leukhardt et al. D7/349
D424,862 S * 5/2000 Holbrook D7/349
D462,867 S * 9/2002 Resuello et al. D7/349
D468,585 S * 1/2003 Resuello et al. D7/405

D468,962 S * 1/2003 Jones et al. D7/405
D524,095 S * 7/2006 Pino et al. D7/349
D525,476 S * 7/2006 Bengtson et al. D7/349
D539,088 S * 3/2007 Logan et al. D7/405

OTHER PUBLICATIONS

Whirlpool Ranges GR556LRK. p. 1, dated Mar. 9, 2005, www.
whirlpool.com/catalog/product.

* cited by examiner

Primary Examiner—Robert A. Delehanty

Assistant Examiner—Mark Cavanna

(74) *Attorney, Agent, or Firm*—Tara M. Hartman; John F.
Colligan

(57) **CLAIM**

The ornamental design for a double oven, as shown and
described.

DESCRIPTION

FIG. 1 is a front perspective view of a double oven showing
my new design;

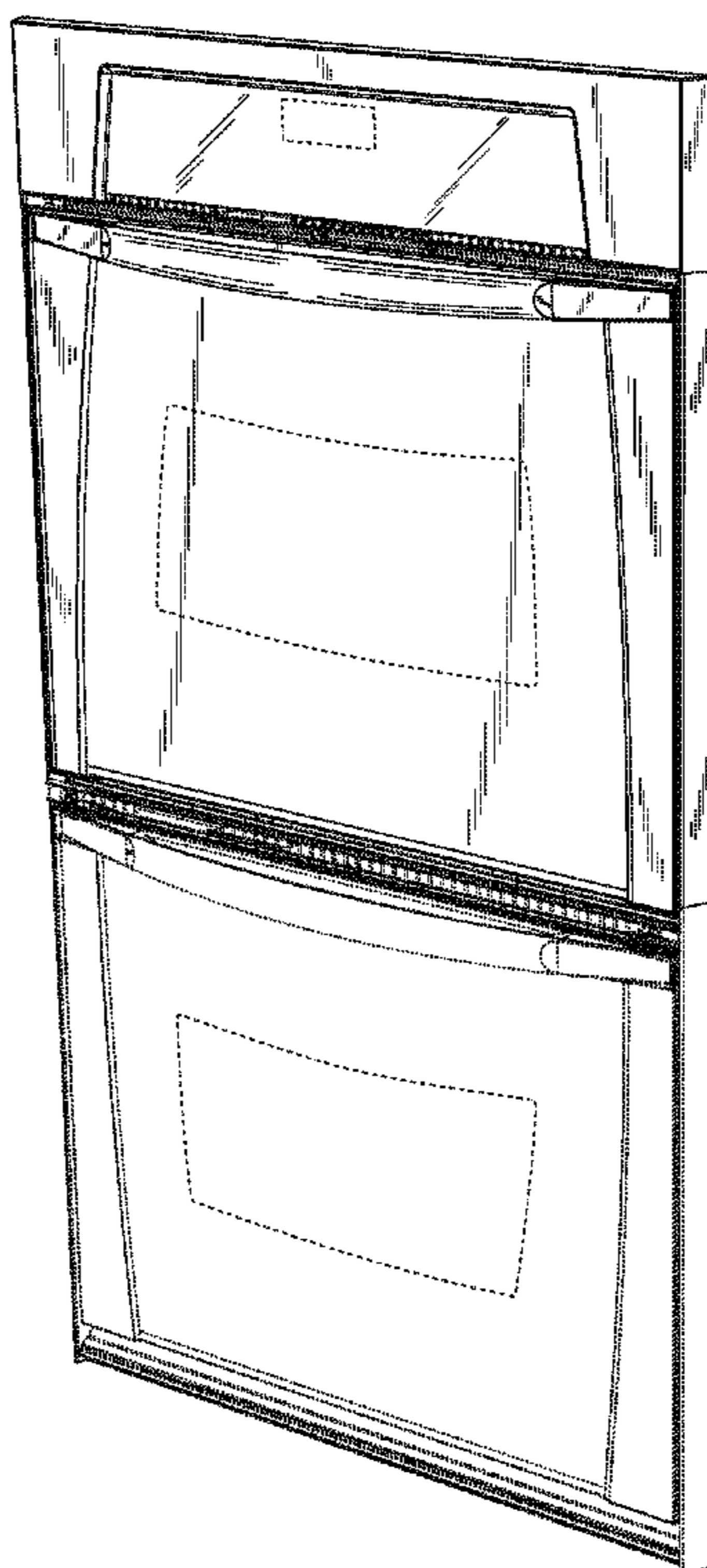
FIG. 2 is a front view thereof;

FIG. 3 is a right side view with the left side being a mirror
image thereof; and,

FIG. 4 is a top view thereof.

The broken lines shown are for illustrative purpose only and
forms no part of the claimed design.

1 Claim, 4 Drawing Sheets



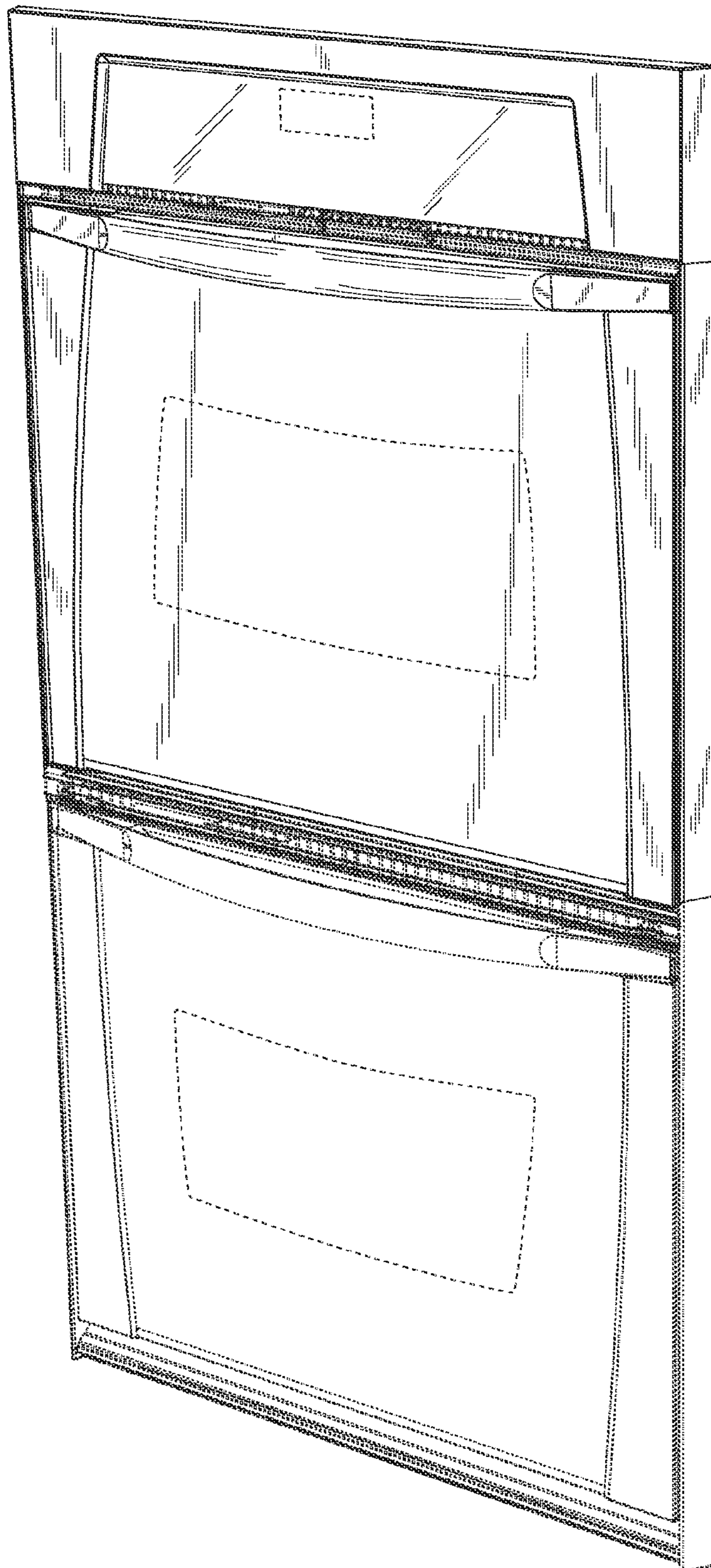


Fig. 1

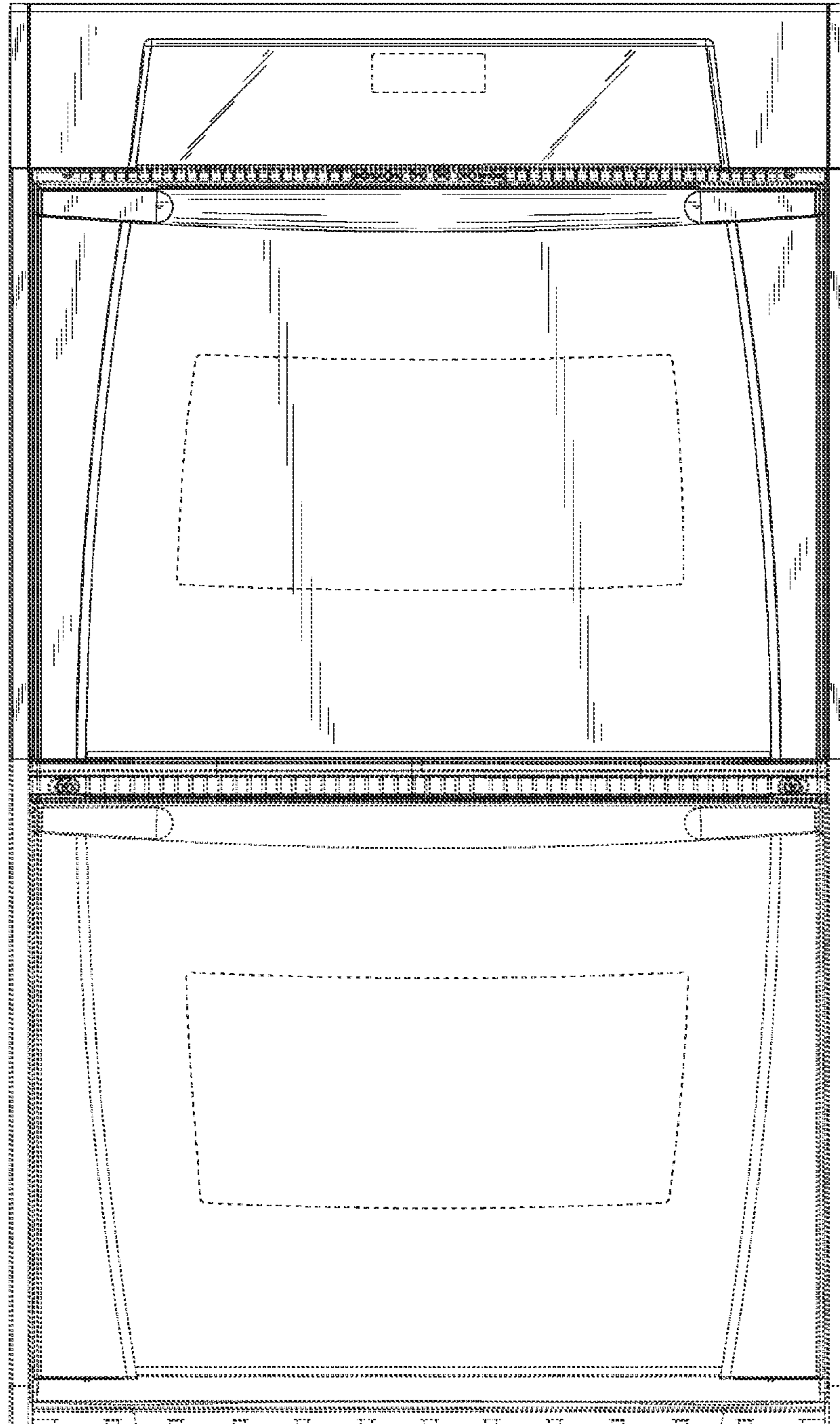


Fig. 2



Fig. 3




Fig. 4