



US00D555970S

(12) **United States Design Patent**
Schreitmuller et al.

(10) **Patent No.:** **US D555,970 S**

(45) **Date of Patent:** **** Nov. 27, 2007**

(54) **AIR POT**

(75) Inventors: **Carol Schreitmuller**, Seattle, WA
(US); **Christopher Alviar**, Seattle, WA
(US); **Josh Kornfeld**, Seattle, WA (US)

(73) Assignee: **Pacific Market International, LLC**,
Seattle, WA (US)

(**) Term: **14 Years**

(21) Appl. No.: **29/249,204**

(22) Filed: **Sep. 26, 2006**

Related U.S. Application Data

(63) Continuation-in-part of application No. 29/252,147,
filed on Jan. 18, 2006, now Pat. No. Des. 553,417.

(51) **LOC (8) Cl.** **07-01**

(52) **U.S. Cl.** **D7/312; D7/313; D7/320**

(58) **Field of Classification Search** D7/320,
D7/312-316, 306, 608; 220/326, 592.1;
99/275; 222/209, 51, 131, 465.1
See application file for complete search history.

(56) **References Cited**

U.S. PATENT DOCUMENTS

D293,409 S * 12/1987 Seike et al. D7/313
D338,366 S * 8/1993 Ueda et al. D7/312
D394,778 S * 6/1998 Arns et al. D7/313
6,105,809 A * 8/2000 Yamanaka 220/326

D431,410 S * 10/2000 Huang D7/313
D466,357 S * 12/2002 Bornancini D7/320
D484,355 S * 12/2003 De Gooijer D7/313
D522,794 S * 6/2006 Imai D7/313
7,163,125 B2 * 1/2007 Murakami et al. 222/51
D541,572 S * 5/2007 Watanabe D7/313

OTHER PUBLICATIONS

U.S. Appl. No. 29/252,147, filed Jan. 18, 2006, Schreitmuller,
Carol.

* cited by examiner

Primary Examiner—M. N. Pandozzi

(74) *Attorney, Agent, or Firm*—George C. Rondeau, Jr.;
Davis Wright Tremaine LLP

(57) **CLAIM**

The ornamental design for an air pot, as shown and
described.

DESCRIPTION

FIG. 1 is a front right isometric view of an air pot showing
our new design.

FIG. 2 is a right side elevational view thereof.

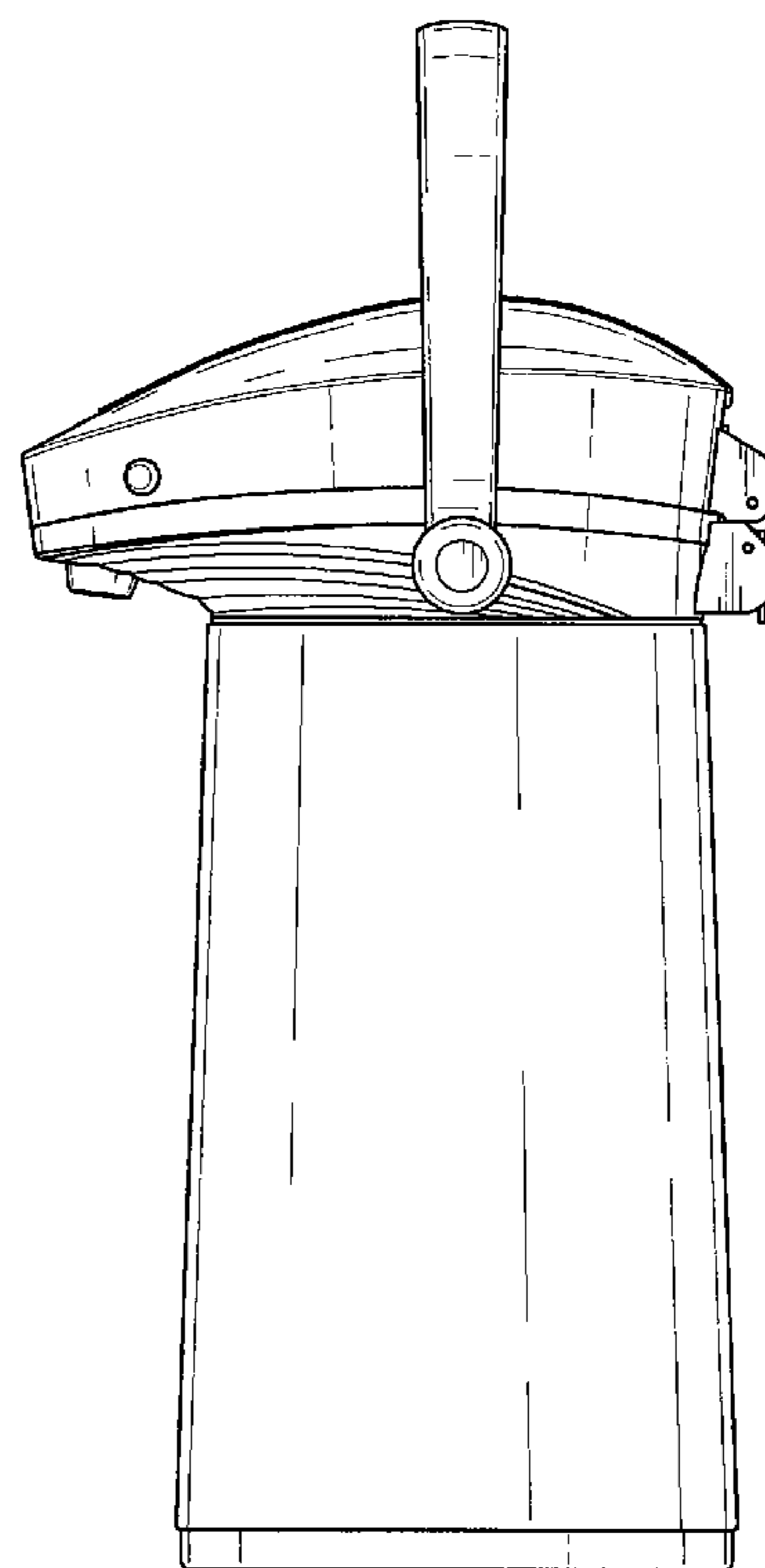
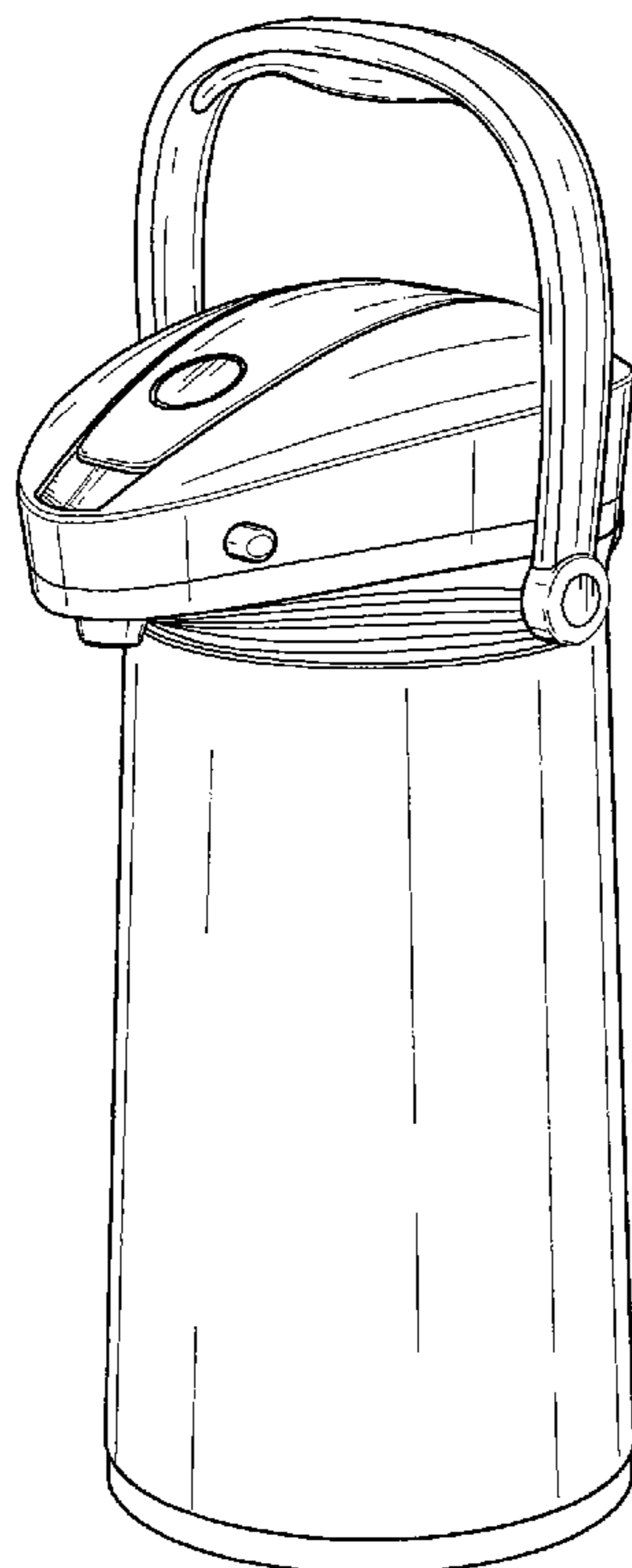
FIG. 3 is a front elevational view thereof.

FIG. 4 is a rear elevational view thereof.

FIG. 5 is a top plan view thereof; and,

FIG. 6 is a bottom plan view thereof.

1 Claim, 3 Drawing Sheets






Fig. 1




Fig. 2




Fig. 3

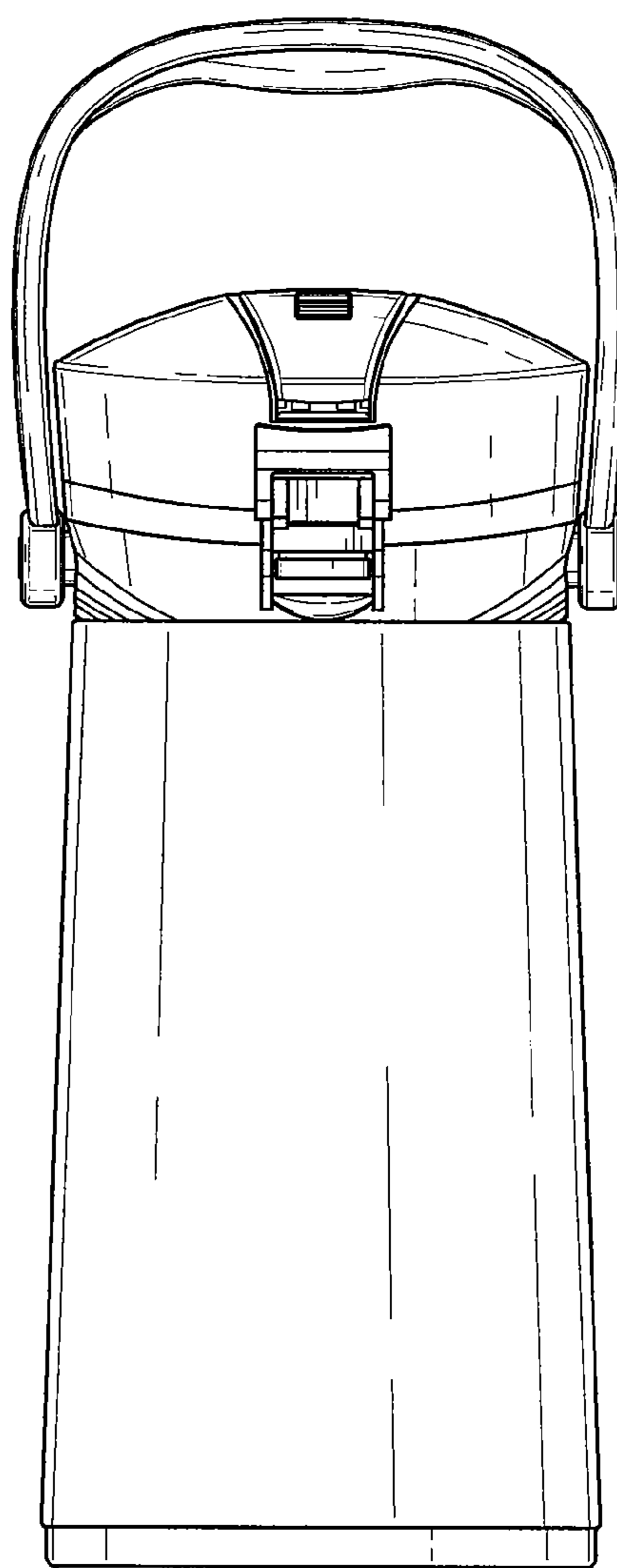


Fig. 4

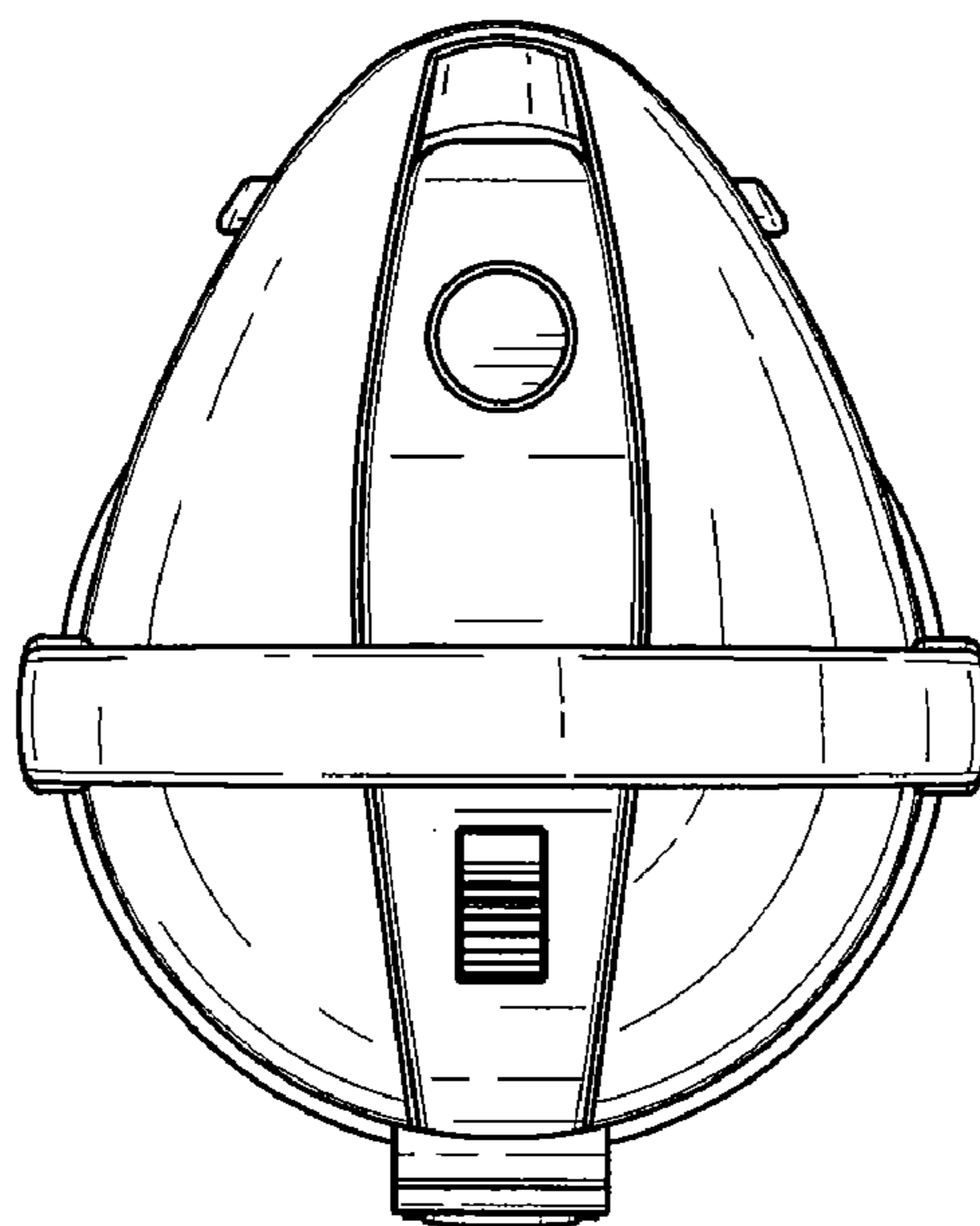


Fig. 5

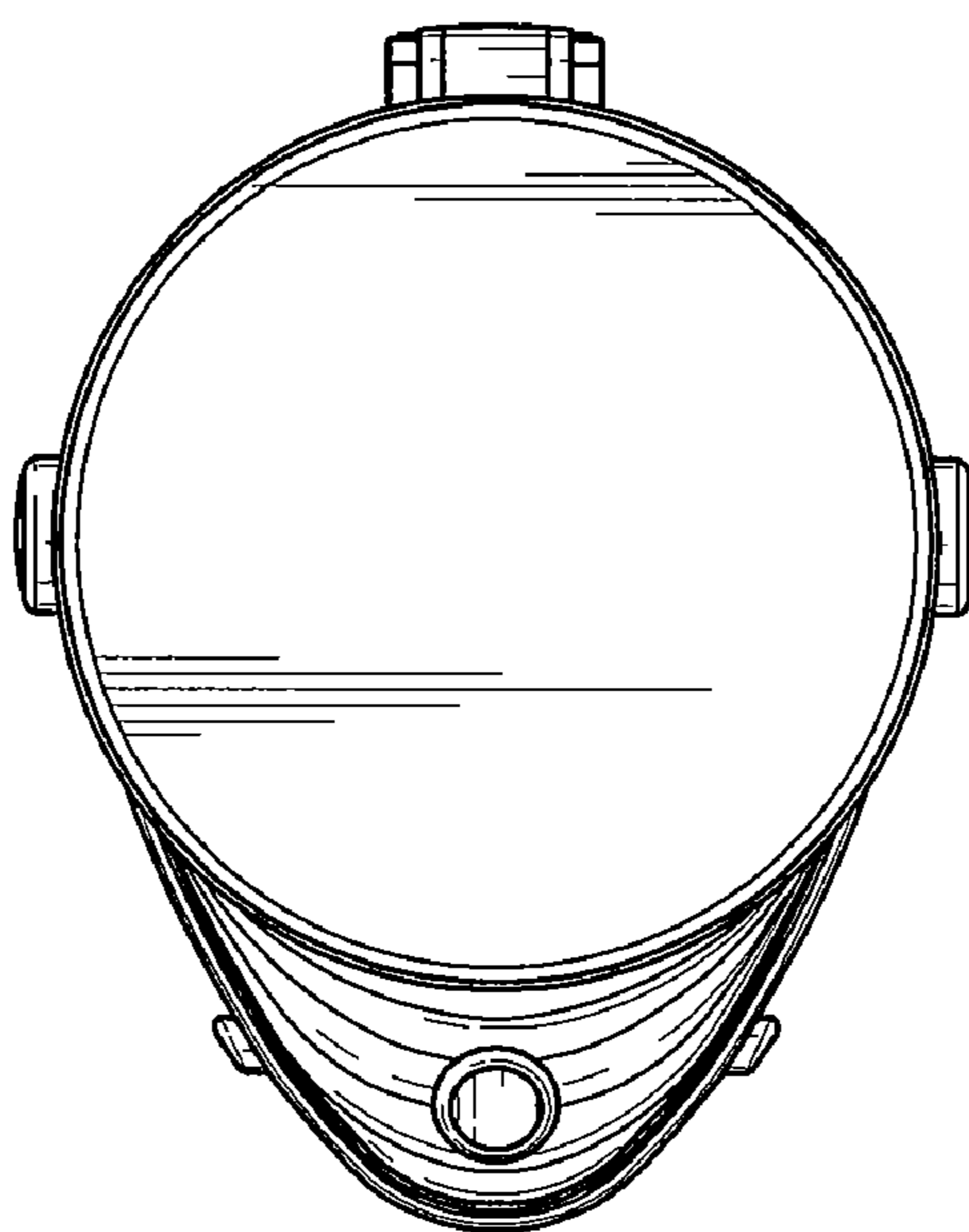


Fig. 6