



US00D555966S

(12) **United States Design Patent**
Ng

(10) **Patent No.:** **US D555,966 S**

(45) **Date of Patent:** **** Nov. 27, 2007**

(54) **DIGITAL DISC HOLDER**

(75) Inventor: **Toi Fai Ng**, Hong Kong (HK)

(73) Assignee: **Po Fung Precision Manufactory, Limited**, Chai Wan (HK)

(**) Term: **14 Years**

(21) Appl. No.: **29/228,521**

(22) Filed: **Apr. 22, 2005**

(51) **LOC (8) Cl.** **06-04**

(52) **U.S. Cl.** **D6/634**

(58) **Field of Classification Search** D6/407,
D6/450, 626-635; D9/433, 422, 418, 428,
D9/522, 523, 544, 663; D3/303, 294, 218;
D14/479, 478, 474; 206/751, 755, 457, 312,
206/311, 310, 309, 308.2, 308.1, 307, 303,
206/232, 579, 493, 472; 720/719, 655, 728,
720/734; 211/40; 53/445, 462

See application file for complete search history.

(56) **References Cited**

U.S. PATENT DOCUMENTS

6,155,417 A * 12/2000 Flores et al. 206/308.1

D459,935 S * 7/2002 Takahashi et al. D6/634
D522,791 S * 6/2006 Ho D6/634
7,070,048 B2 * 7/2006 Gelardi et al. 206/308.1

* cited by examiner

Primary Examiner—Ian Simmons
Assistant Examiner—Charles D Hanson

(57) **CLAIM**

The ornamental design for digital disc holder, as shown and described in the drawings.

DESCRIPTION

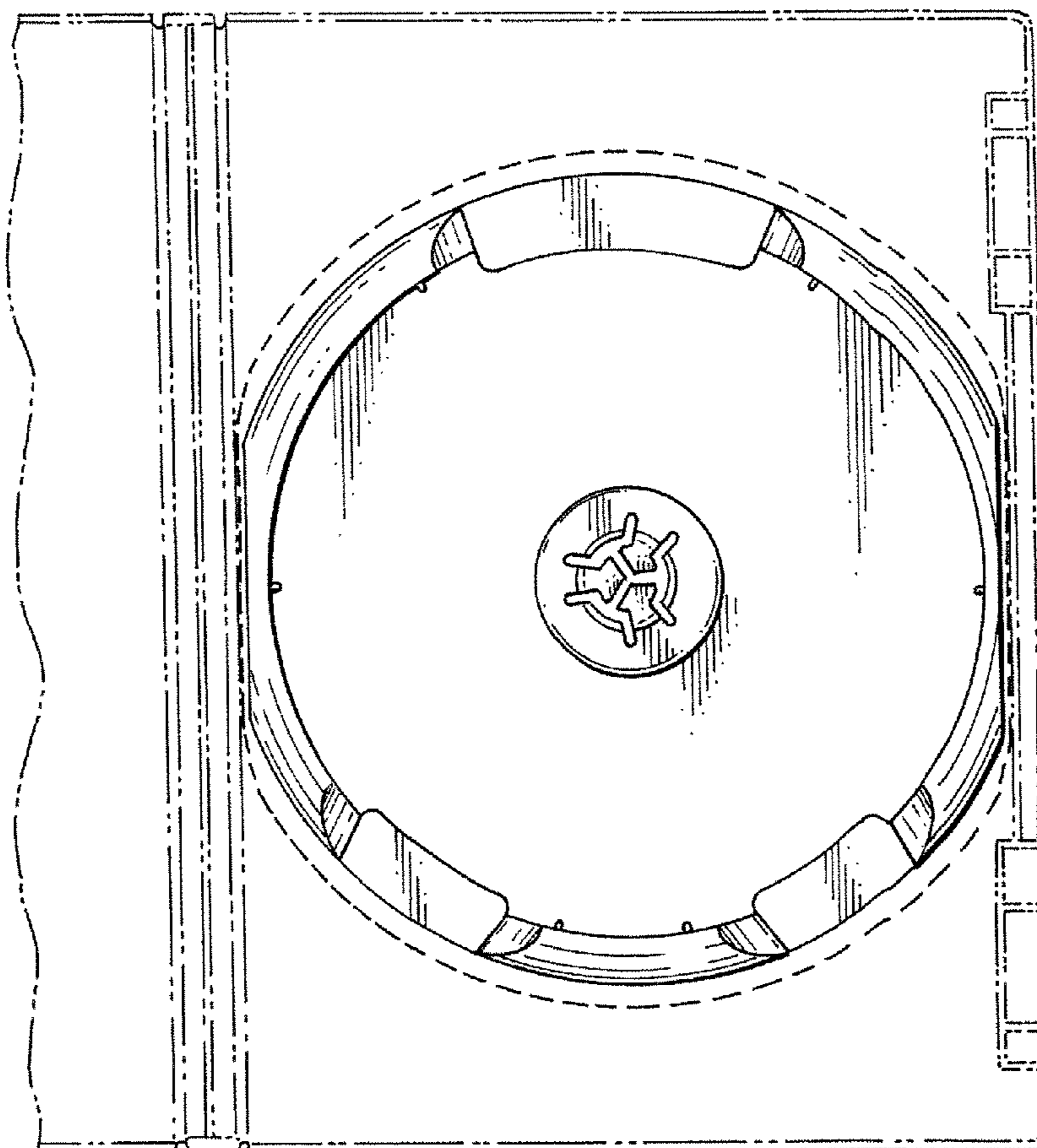
FIG. 1 is a plan view of a digital disc holder according to my new design;

FIG. 2 is a perspective view thereof; and,

FIG. 3 is an opposite perspective view thereof.

The broken line showing is included for the purpose of illustrating environment and forms no part of the claimed design.

1 Claim, 3 Drawing Sheets



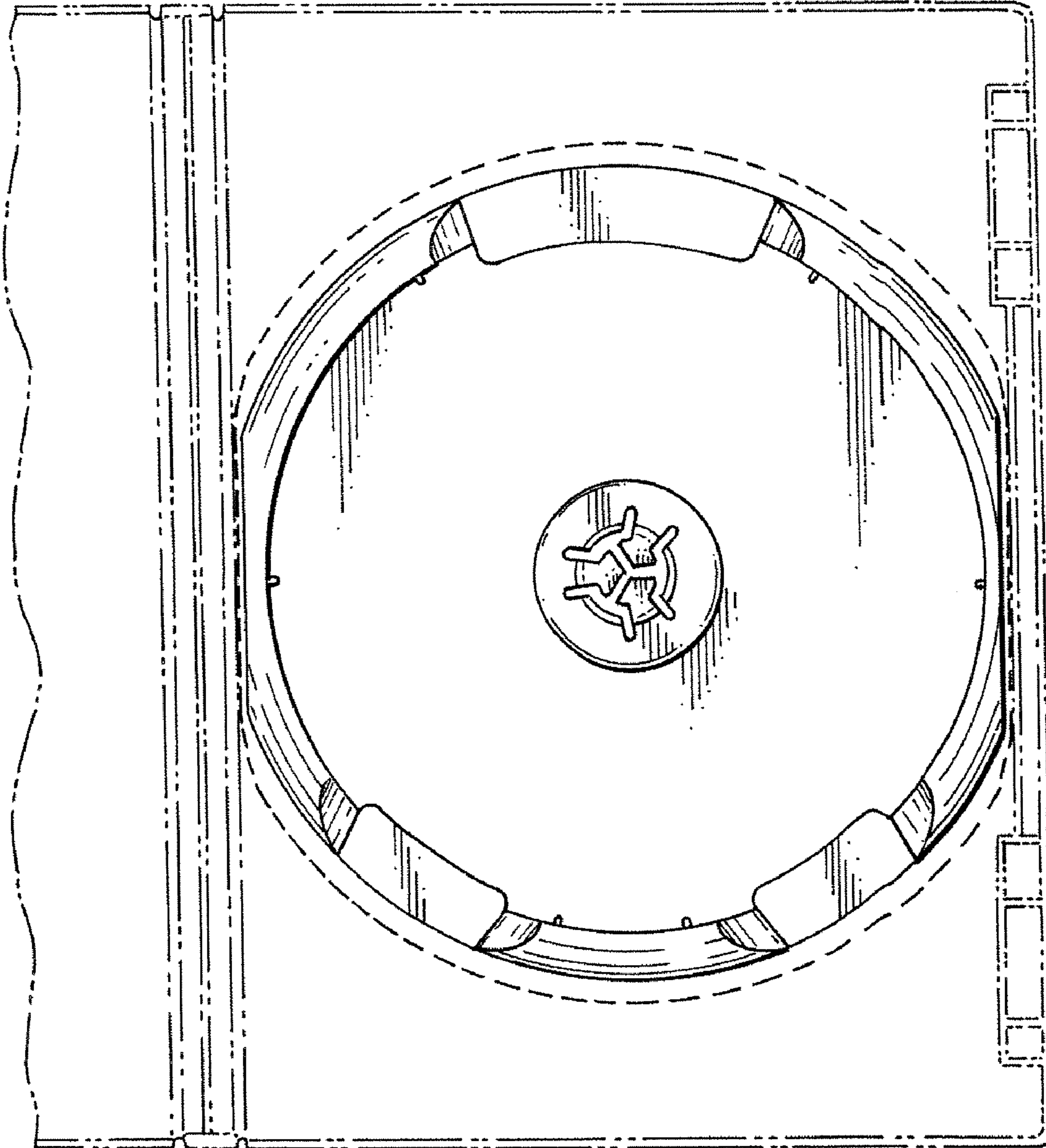


FIG. 1

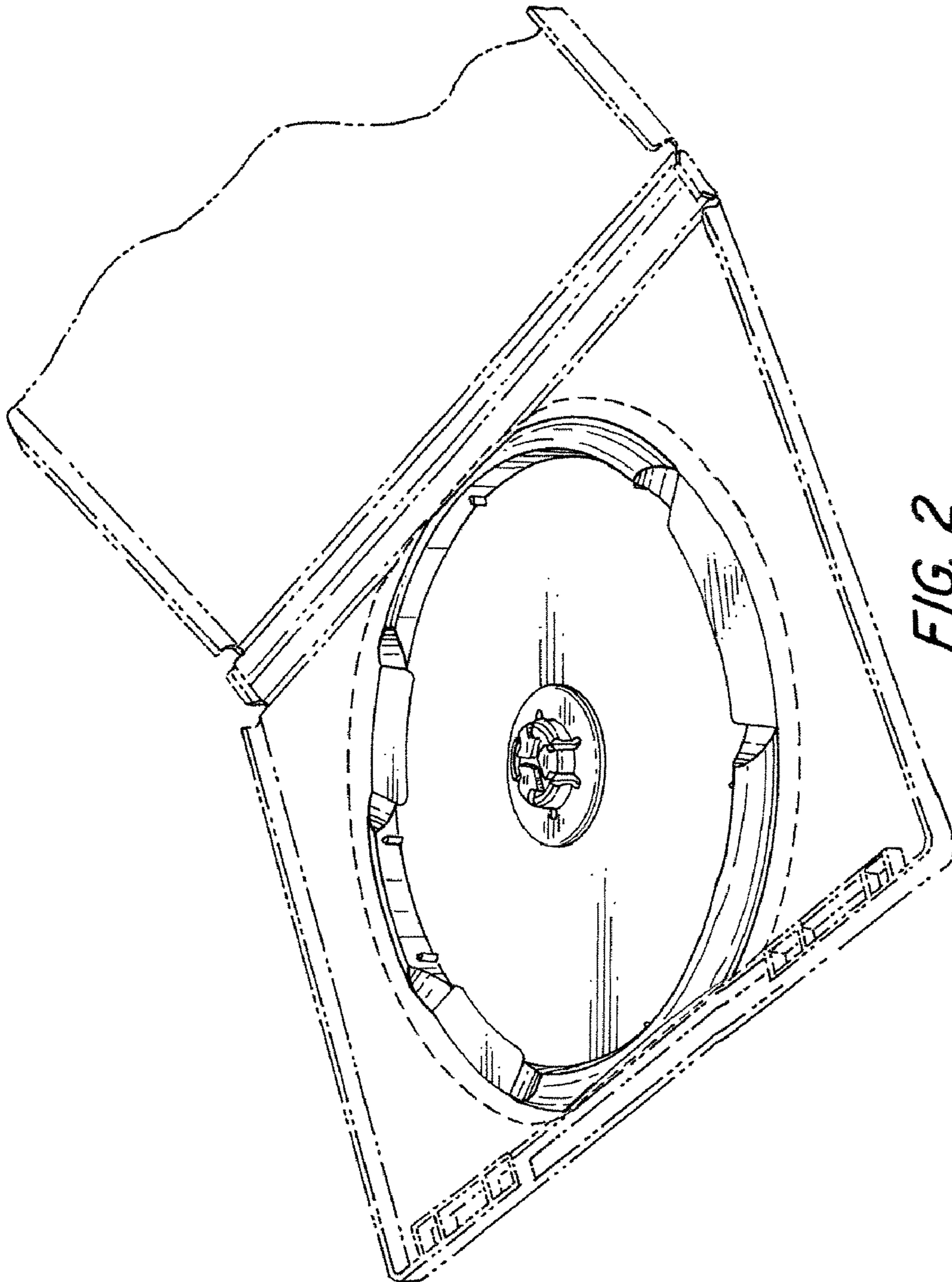


FIG. 2

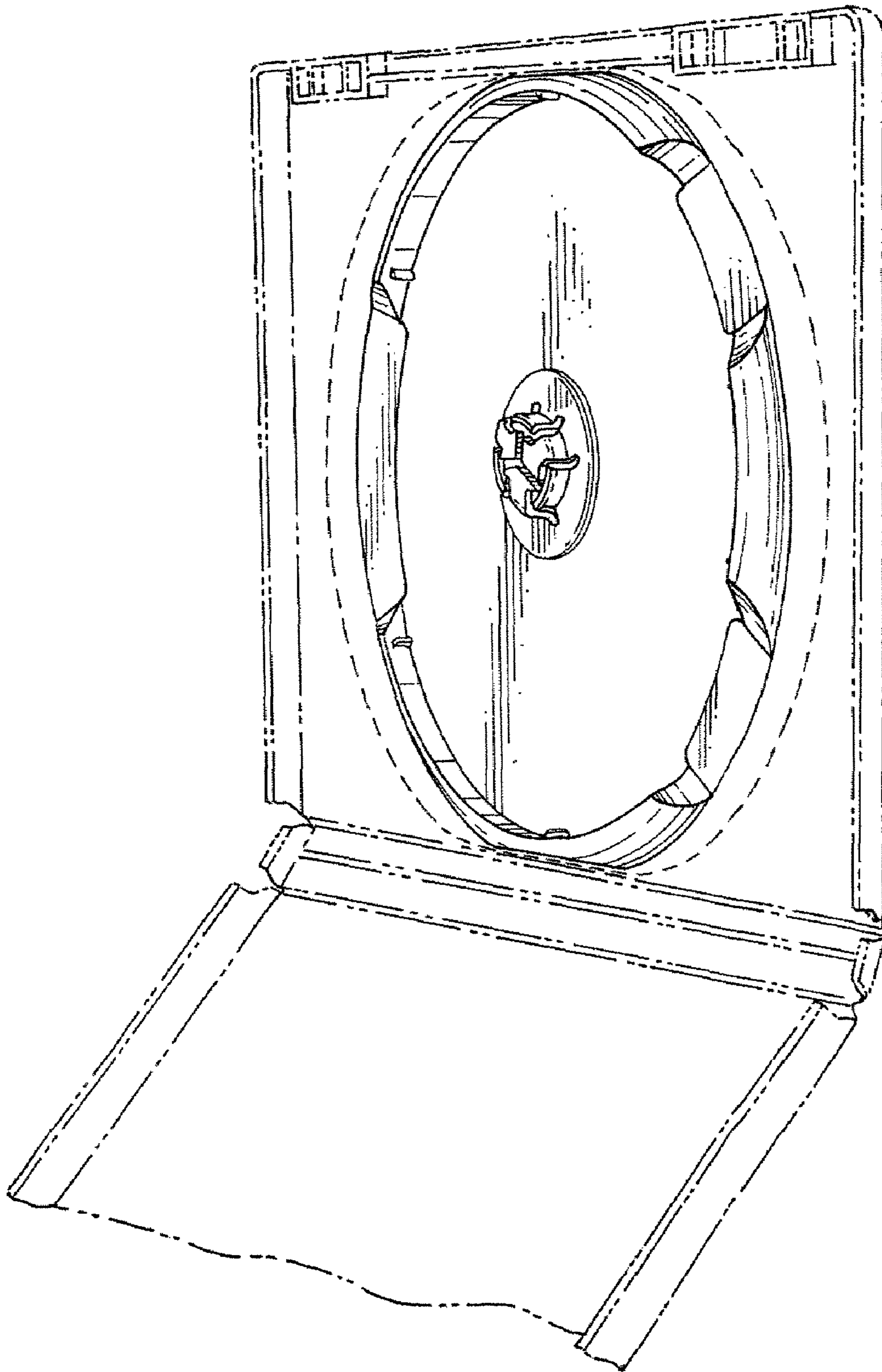


FIG. 3