



US00D555963S

(12) **United States Design Patent** (10) **Patent No.:** **US D555,963 S**
Andrews (45) **Date of Patent:** **** Nov. 27, 2007**

(54) **DISPLAY CASE**

D540,601 S * 4/2007 Dobson et al. D6/571

(76) Inventor: **Allan Andrews**, 18, rue de l'Abbé
Groult, Paris (FR) 75015

FOREIGN PATENT DOCUMENTS

WO 2007048933 A1 3/2007

(**) Term: **14 Years**

* cited by examiner

(21) Appl. No.: **29/275,164**

Primary Examiner—Brian N Vinson

(74) *Attorney, Agent, or Firm*—Adams Evans P.A.

(22) Filed: **Dec. 15, 2006**

(57) **CLAIM**

I claim the ornamental design for a display case, as shown and described.

(30) **Foreign Application Priority Data**

Jun. 16, 2006 (EM) 000545892

DESCRIPTION

(51) **LOC (8) Cl.** **06-04**

FIG. 1 is a perspective view of a display case, showing my new design, with adjustable dividers thereof in a first position;

(52) **U.S. Cl.** **D6/571**

FIG. 2 is a front elevational view thereof;

(58) **Field of Classification Search** D6/570,
D6/571, 553, 574; 108/28, 33, 59-61; 312/114,
312/198, 234, 245, 294, 351.1

FIG. 3 is a right side elevational view, the left side elevational view being a mirror image thereof;

See application file for complete search history.

FIG. 4 is a top plan view, the bottom plan view being a mirror image thereof;

(56) **References Cited**

FIG. 5 is a perspective view of the display case, with adjustable dividers thereof in a second position; and,

U.S. PATENT DOCUMENTS

FIG. 6 is a front elevational view of the display case as it is shown in FIG. 5.

D241,198 S * 8/1976 Busch et al. D6/570

The rear of the display case is unornamented.


D396,163 S * 7/1998 Mutti D6/574

D442,412 S * 5/2001 Gesing D6/570

D459,932 S * 7/2002 Ellwanger D6/571

D497,275 S * 10/2004 Williams et al. D6/570

1 Claim, 5 Drawing Sheets



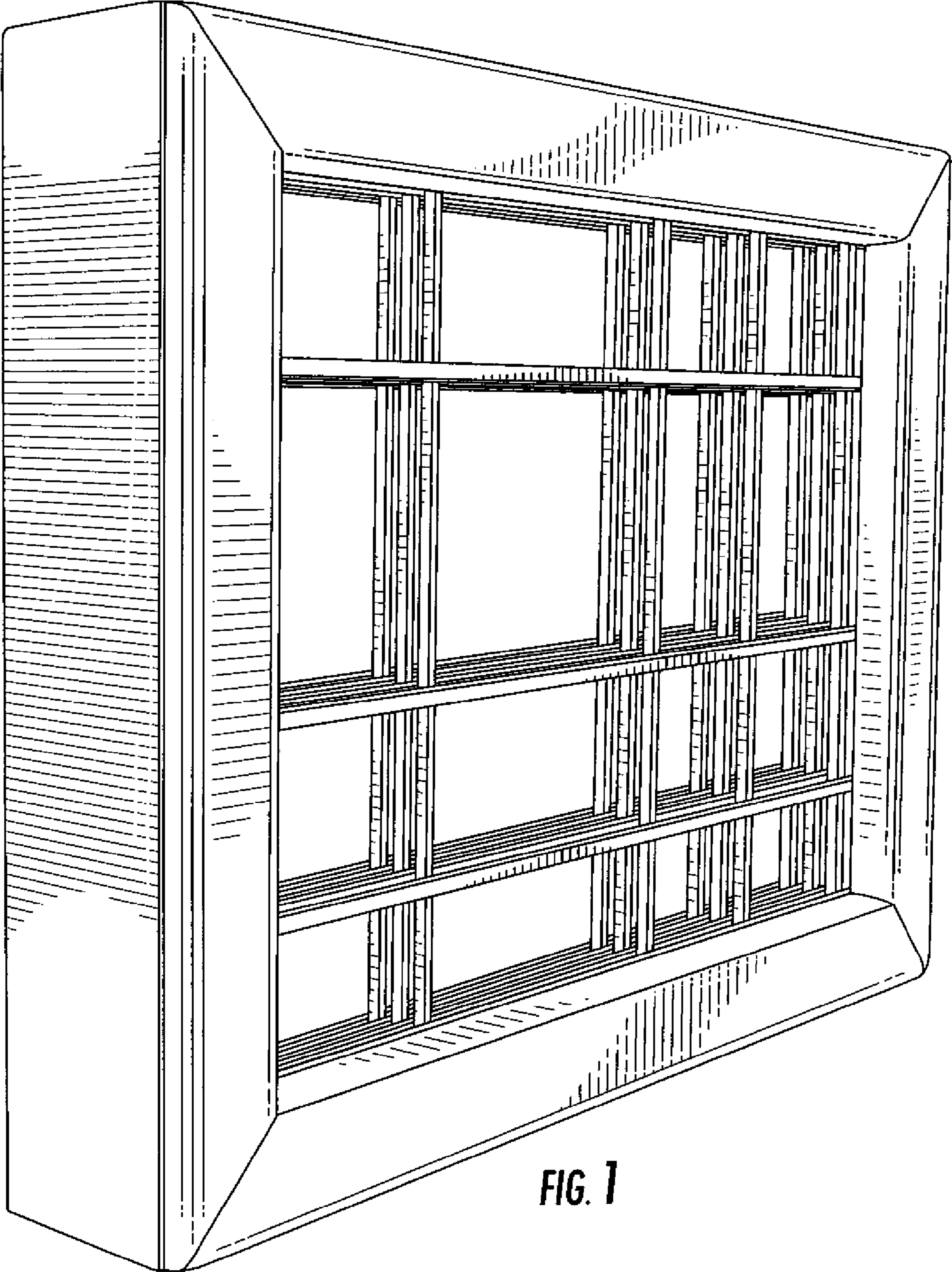


FIG. 1

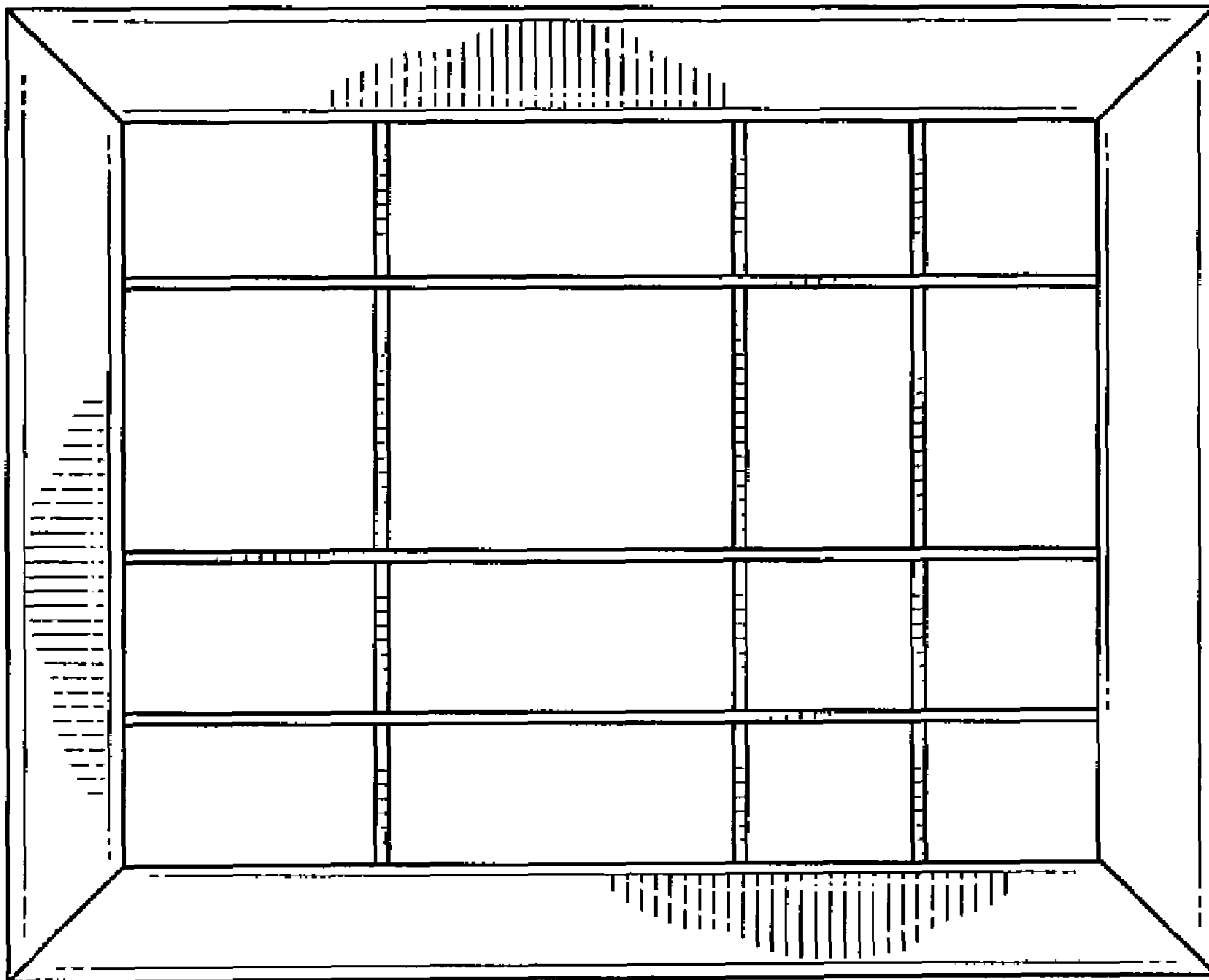


FIG. 2




FIG. 3




FIG. 4




FIG. 5

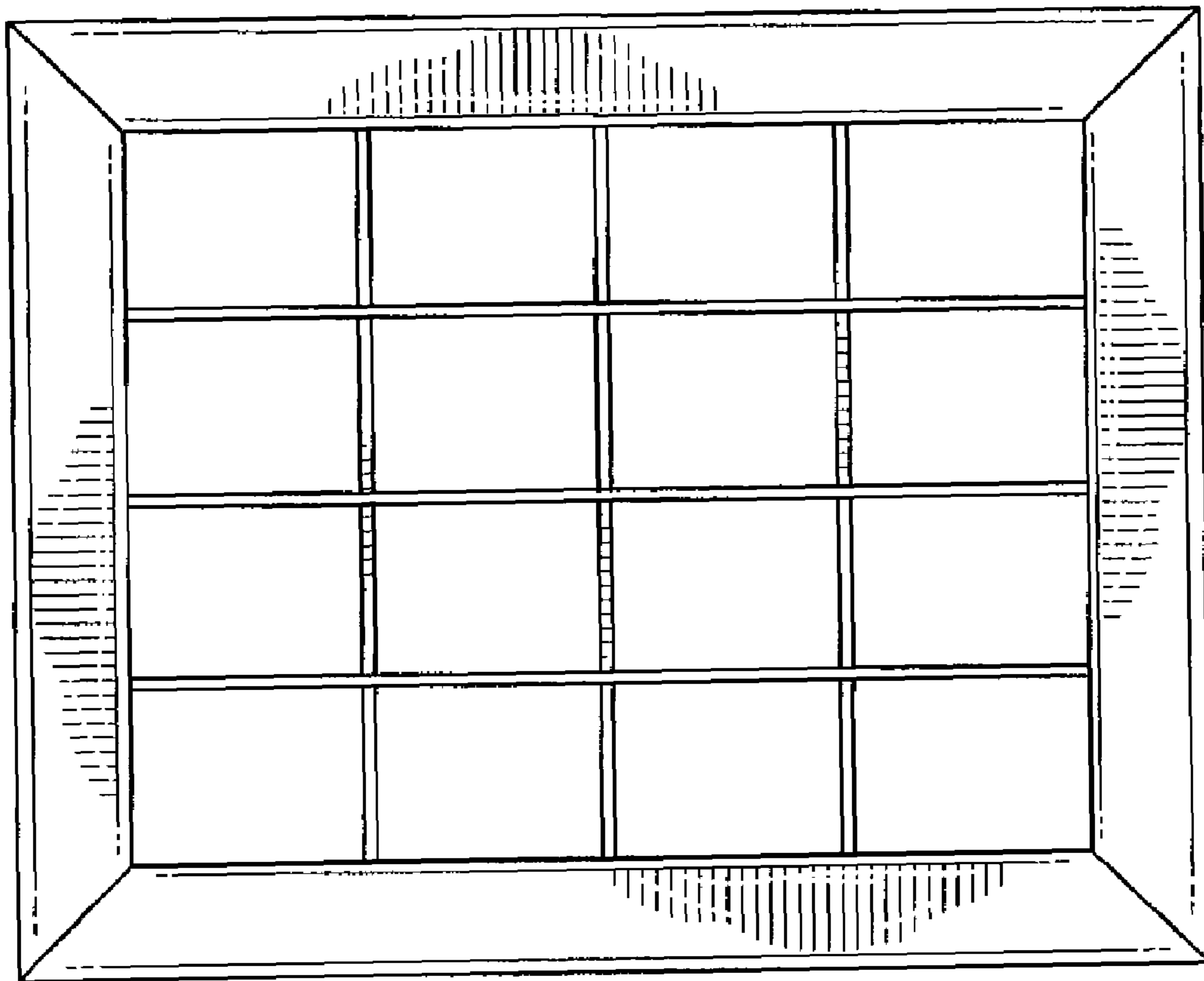


FIG. 6