



US00D555953S

(12) **United States Design Patent**  
**Vordenberg**

(10) **Patent No.:** **US D555,953 S**

(45) **Date of Patent:** **\*\* Nov. 27, 2007**

(54) **PAPER TOWEL HOLDER**

(75) **Inventor:** **Steven Vordenberg**, New York, NY  
(US)

(73) **Assignee:** **Polder, Inc.**, Port Chester, NY (US)

(\*\*) **Term:** **14 Years**

(21) **Appl. No.:** **29/271,116**

(22) **Filed:** **Jan. 10, 2007**

(51) **LOC (8) Cl.** ..... **20-02**

(52) **U.S. Cl.** ..... **D6/521**

(58) **Field of Classification Search** ..... D6/518-523;  
206/389, 391; 211/13.1, 59.1, 45, 89.01;  
242/570, 590, 597, 597.7, 130.2; 248/309.1,  
248/309.2

See application file for complete search history.

(56) **References Cited**

**U.S. PATENT DOCUMENTS**

1,924,088	A	8/1933	Bowles et al.	
4,030,676	A	6/1977	Bardsley	
4,273,299	A	6/1981	Ness	
4,720,053	A	1/1988	Vance	
4,738,385	A	4/1988	Bell	
4,762,288	A	8/1988	Eckels	
D298,597	S *	11/1988	Bell	D6/521
5,135,179	A	8/1992	Morano	
5,788,136	A	8/1998	Othman	
5,799,895	A	9/1998	Michaud et al.	
D432,828	S *	10/2000	Snell	D6/522
6,270,035	B1	8/2001	Lahaussais	
6,302,348	B1	10/2001	Lillelund et al.	
6,467,717	B1	10/2002	Pedicano et al.	

6,478,246	B2	11/2002	Fahringer	
D474,360	S *	5/2003	Yip	D6/521
D479,072	S *	9/2003	Duncan et al.	D6/521
D489,558	S *	5/2004	Snell	D6/521
D499,916	S *	12/2004	Yang et al.	D6/521
D507,716	S *	7/2005	Snow et al.	D6/521
D523,672	S *	6/2006	Yang et al.	D6/521
D530,549	S *	10/2006	Yang et al.	D6/521
2004/0159738	A1	8/2004	Duncan et al.	
2004/0195429	A1	10/2004	Demers et al.	
2005/0247817	A1	11/2005	Holden	
2006/0219837	A1	10/2006	Yang et al.	

\* cited by examiner

*Primary Examiner*—Brian N Vinson

(74) *Attorney, Agent, or Firm*—Duane Morris, LLP

(57) **CLAIM**

The ornamental design for a paper towel holder, substantially as shown and described.

**DESCRIPTION**

FIG. 1 is a perspective view of my new design in its environment, namely, holding a roll of paper towels. The paper towel roll is shown in broken lines for illustrative purposes only, and forms no part of the claimed design;

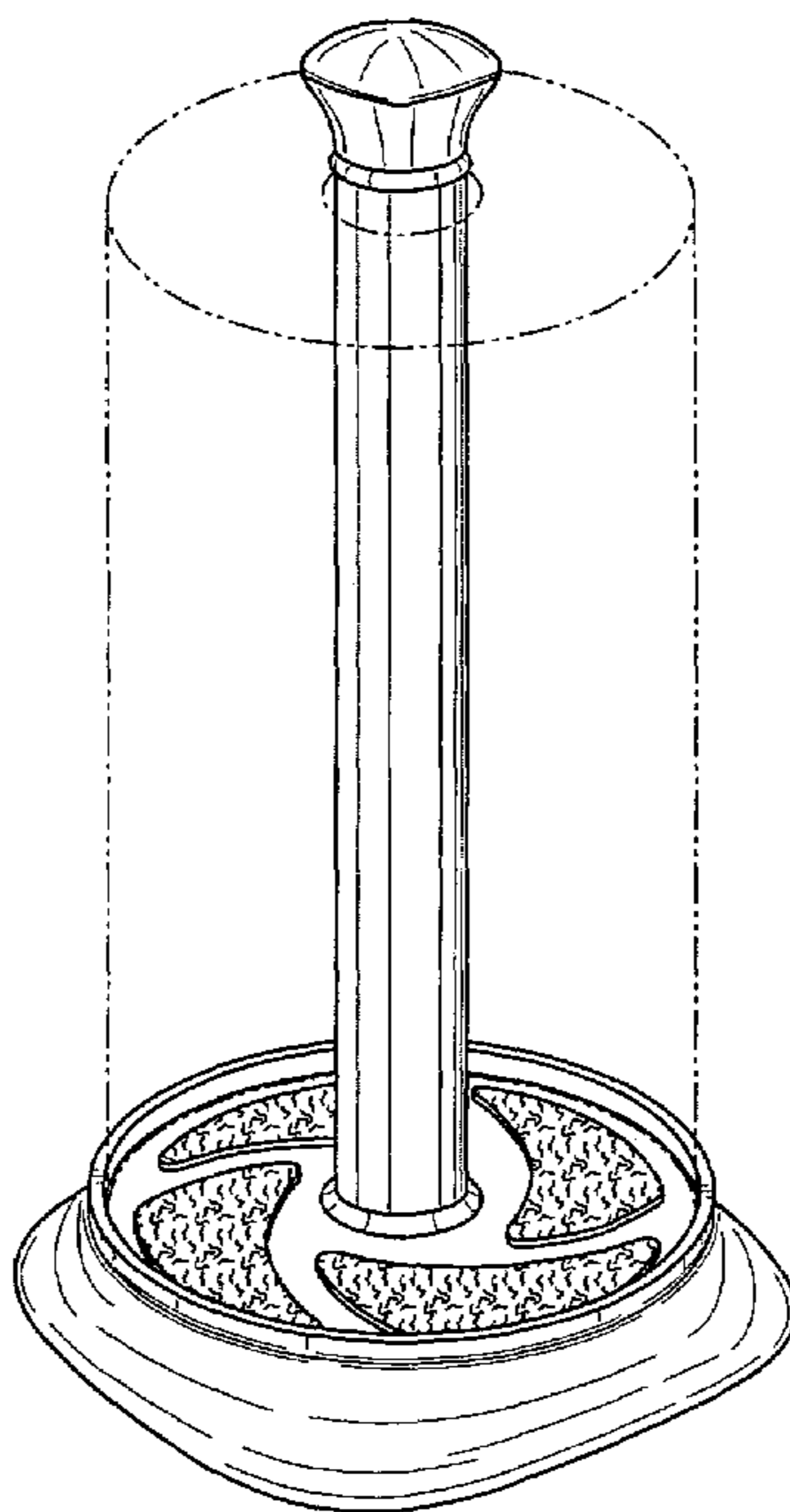
FIG. 2 is a front elevation view of the design of FIG. 1;

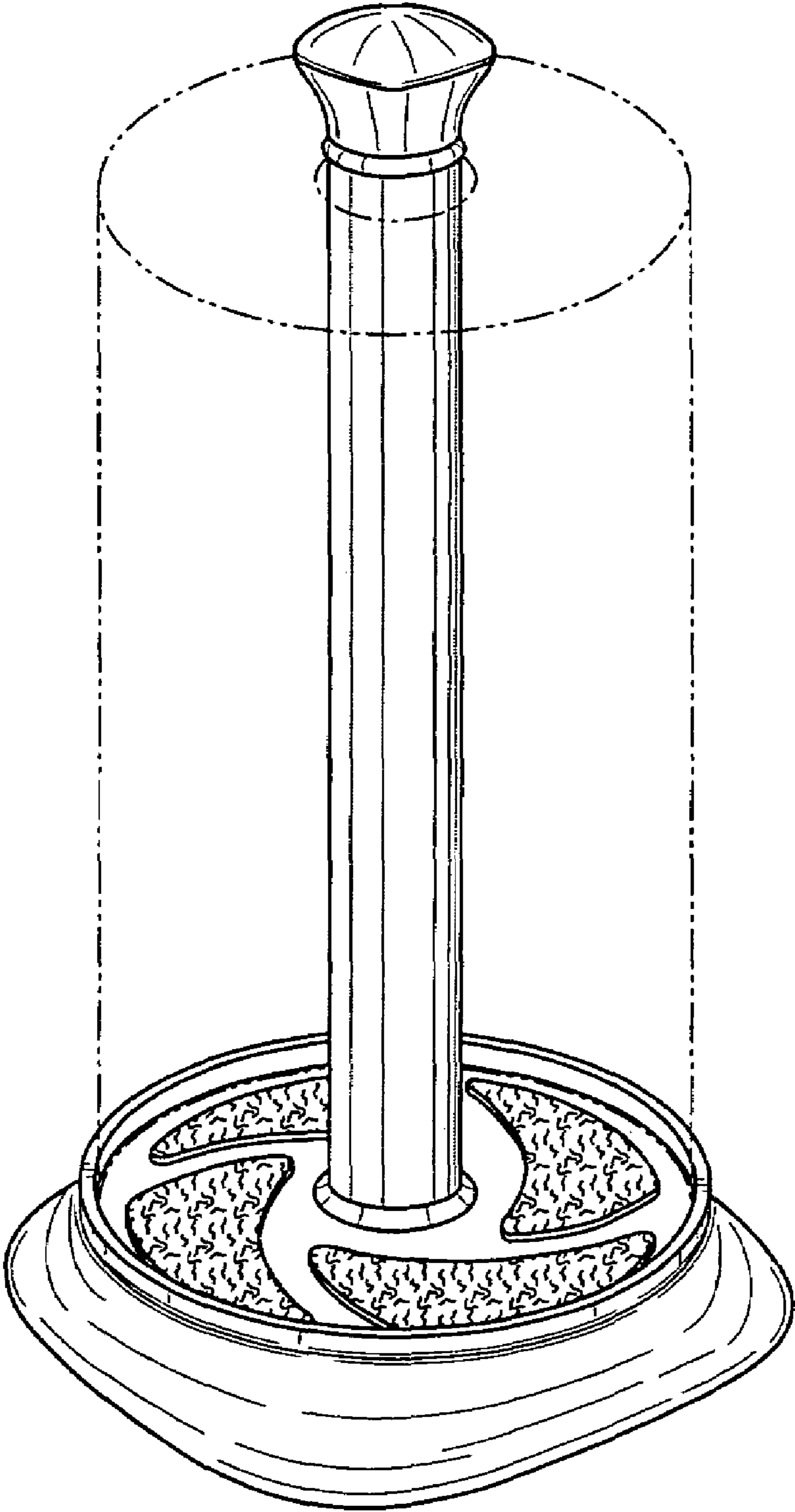
FIG. 3 is an elevation view of the design of FIG. 1, in which the paper towel holder has been rotated 45 degrees from the position of FIG. 2;

FIG. 4 is a top view of the design of FIG. 1; and,

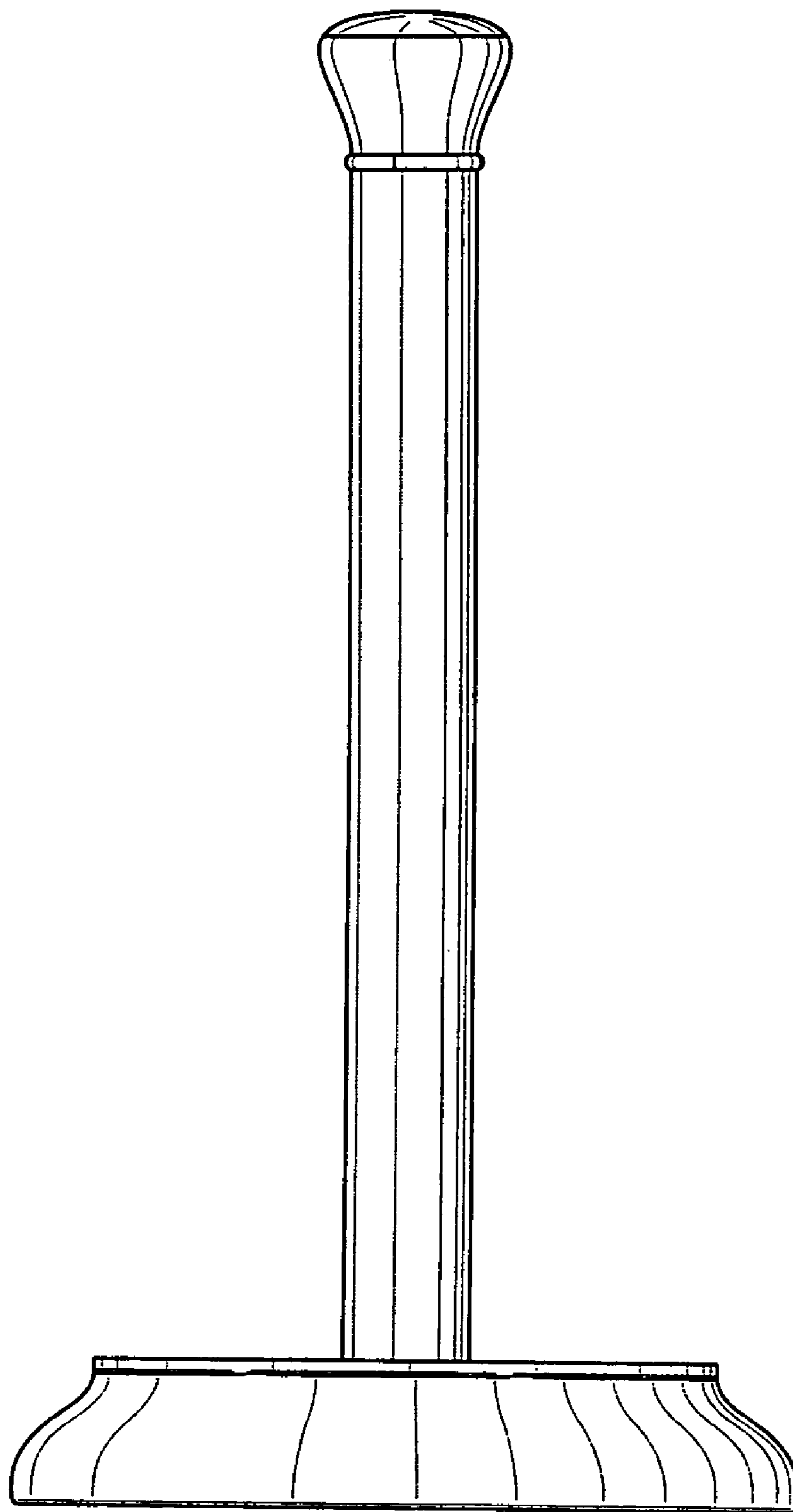
FIG. 5 is a bottom view of the design of FIG. 1.

**1 Claim, 4 Drawing Sheets**

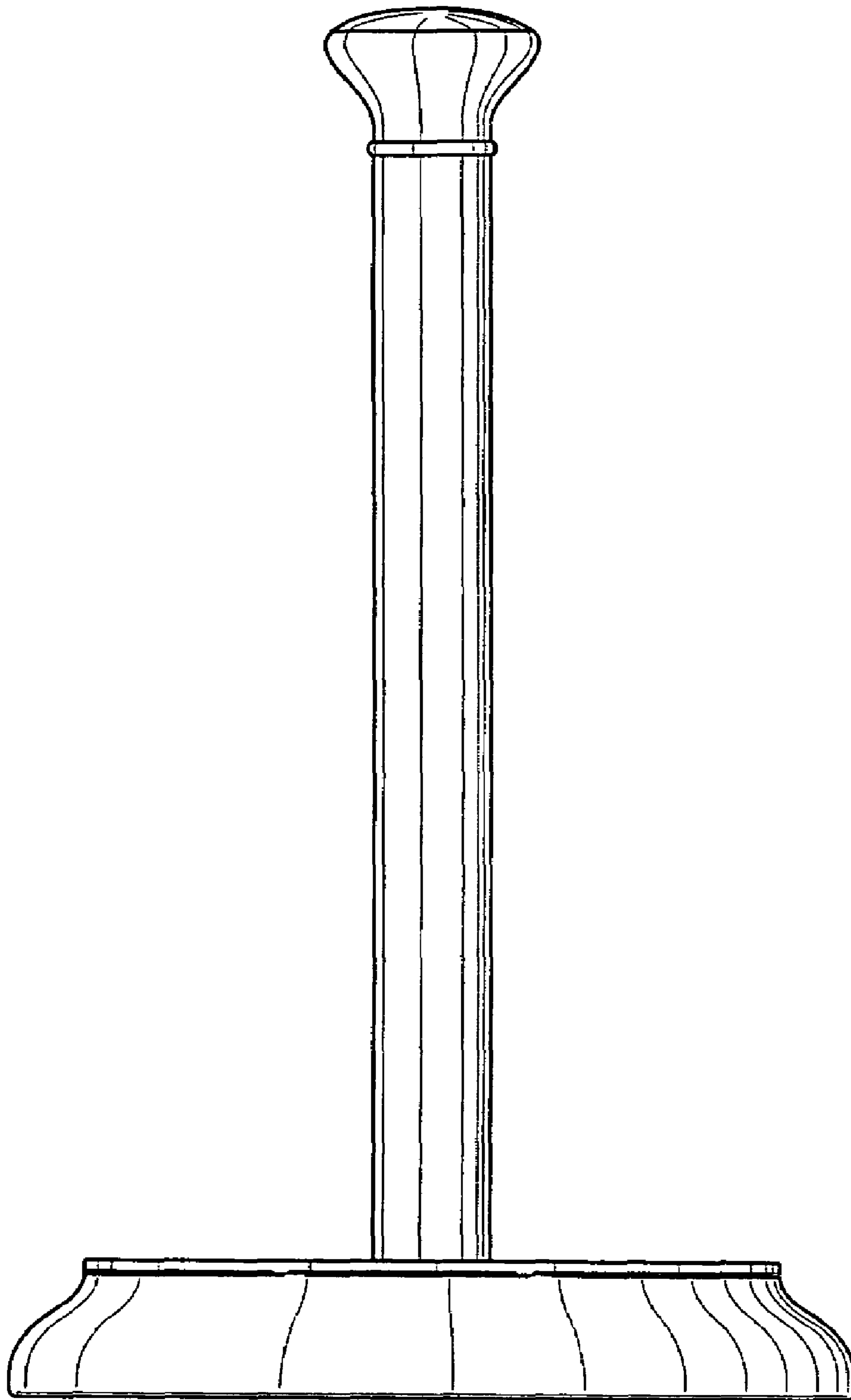





**Fig. 1**



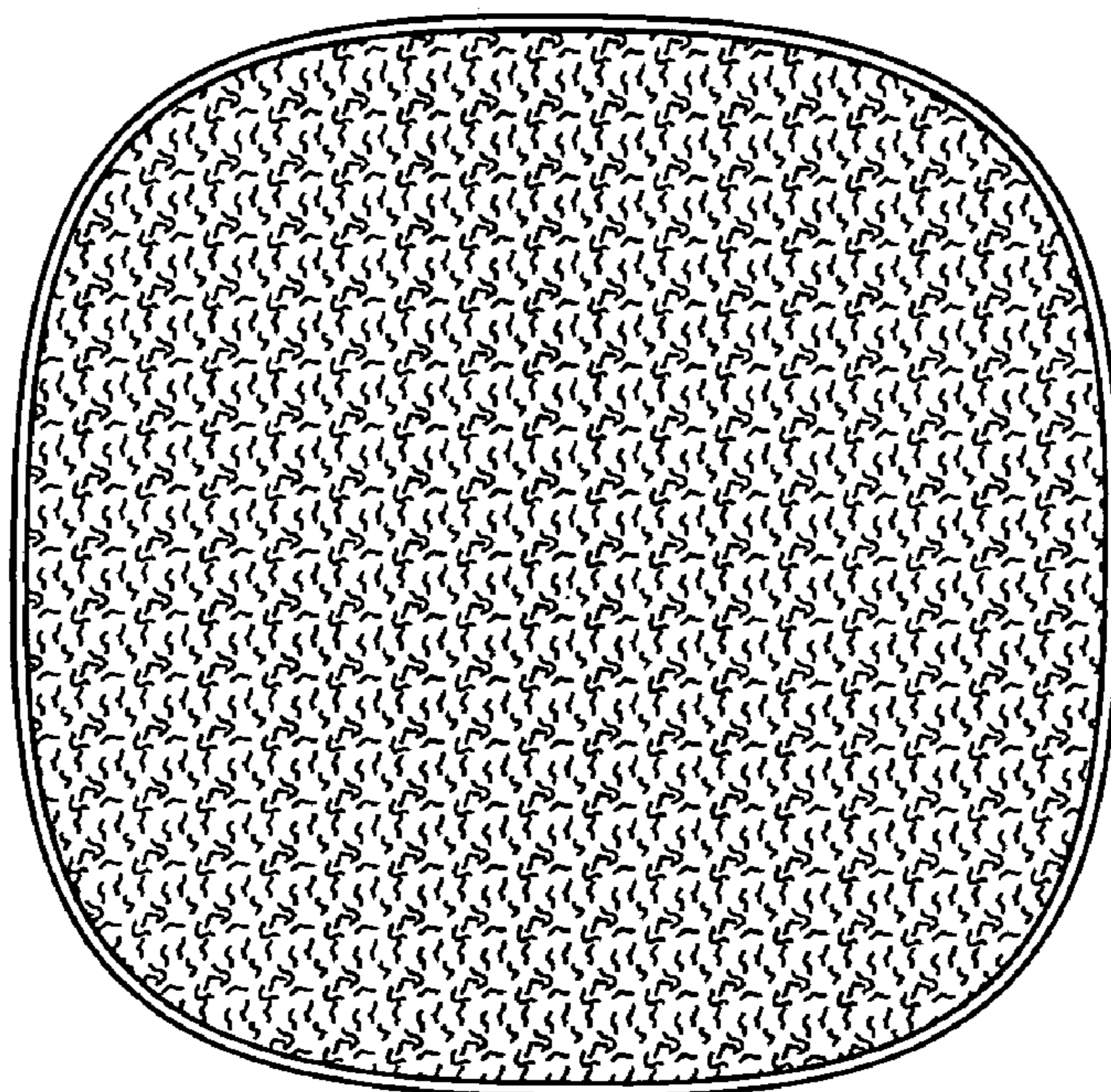
***Fig. 2***



***Fig. 3***



**Fig. 4**



**Fig. 5**