



US00D555929S

(12) **United States Design Patent**  
**Lewis**

(10) **Patent No.:** **US D555,929 S**

(45) **Date of Patent:** **\*\* Nov. 27, 2007**

(54) **CHAIR**

(76) **Inventor:** **Sally Sirkin Lewis**, 715 Canon Dr.,  
Beverly Hills, CA (US) 90210

(\*\*) **Term:** **14 Years**

(21) **Appl. No.:** **29/288,096**

(22) **Filed:** **May 30, 2007**

(51) **LOC (8) Cl.** ..... **06-01**

(52) **U.S. Cl.** ..... **D6/380**

(58) **Field of Classification Search** ..... D6/334,  
D6/335, 336, 374, 376, 379, 380, 500-502;  
297/239, 445.1, 446.1, 452.48

See application file for complete search history.

(56) **References Cited**

**U.S. PATENT DOCUMENTS**

- D180,996 S \* 9/1957 Cramer ..... D6/380
- D465,666 S \* 11/2002 Hokanson ..... D6/369
- D492,497 S \* 7/2004 Domack ..... D6/379

- D513,454 S \* 1/2006 Berry et al. .... D6/370
- D520,255 S \* 5/2006 King ..... D6/370
- D525,801 S \* 8/2006 Domack et al. .... D6/380

\* cited by examiner

*Primary Examiner*—Mimosa De


(57) **CLAIM**

The ornamental design for chair, as shown and described.

**DESCRIPTION**

FIG. 1 is a perspective view of the chair of my design;  
 FIG. 2 is a front view of the chair;  
 FIG. 3 is a back view of the chair;  
 FIG. 4 is a right side view of the chair;  
 FIG. 5 is a left side view of the chair;  
 FIG. 6 is a top view of the chair; and,  
 FIG. 7 is a bottom view of the chair.

**1 Claim, 4 Drawing Sheets**






FIG. 1

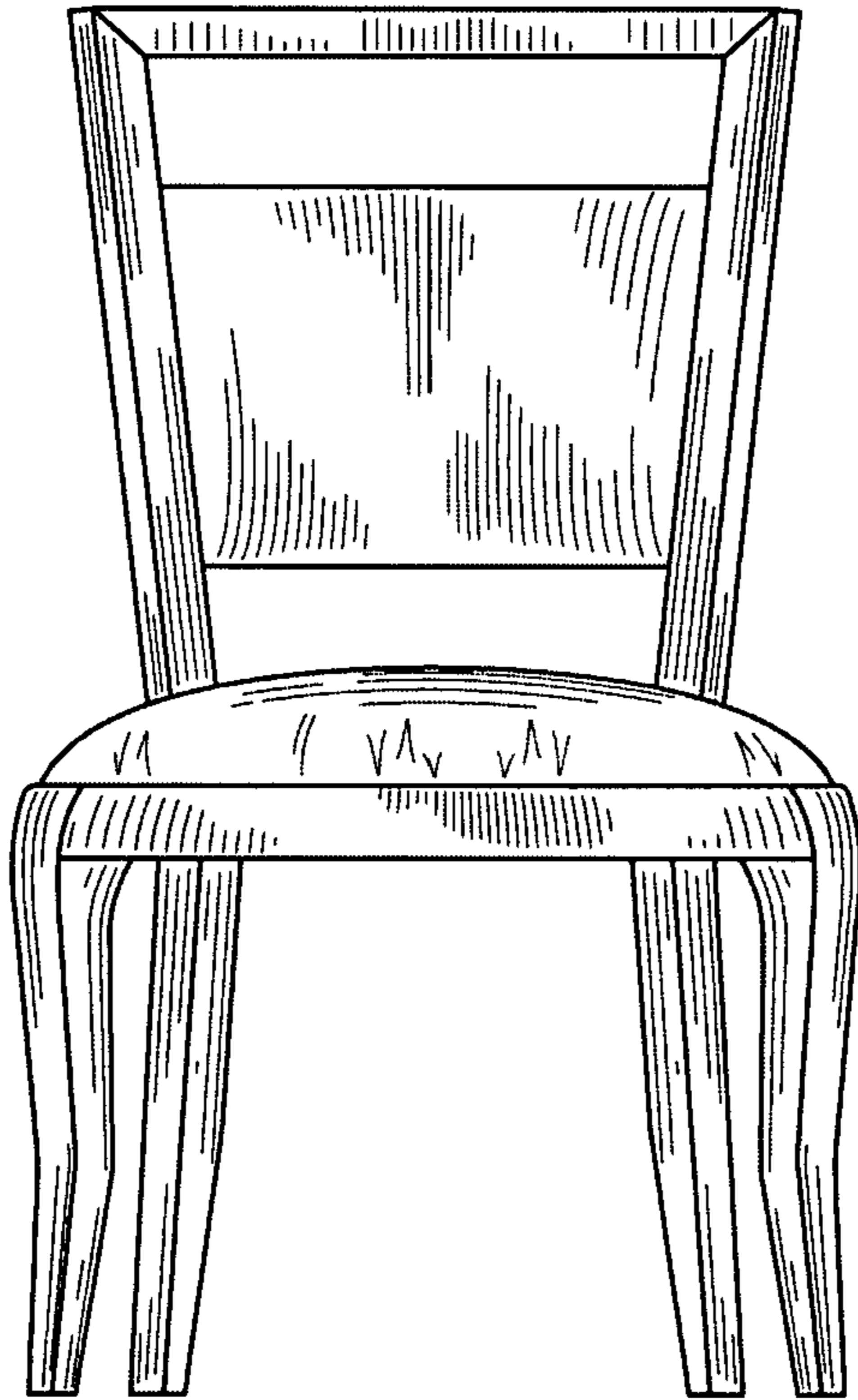


FIG. 2

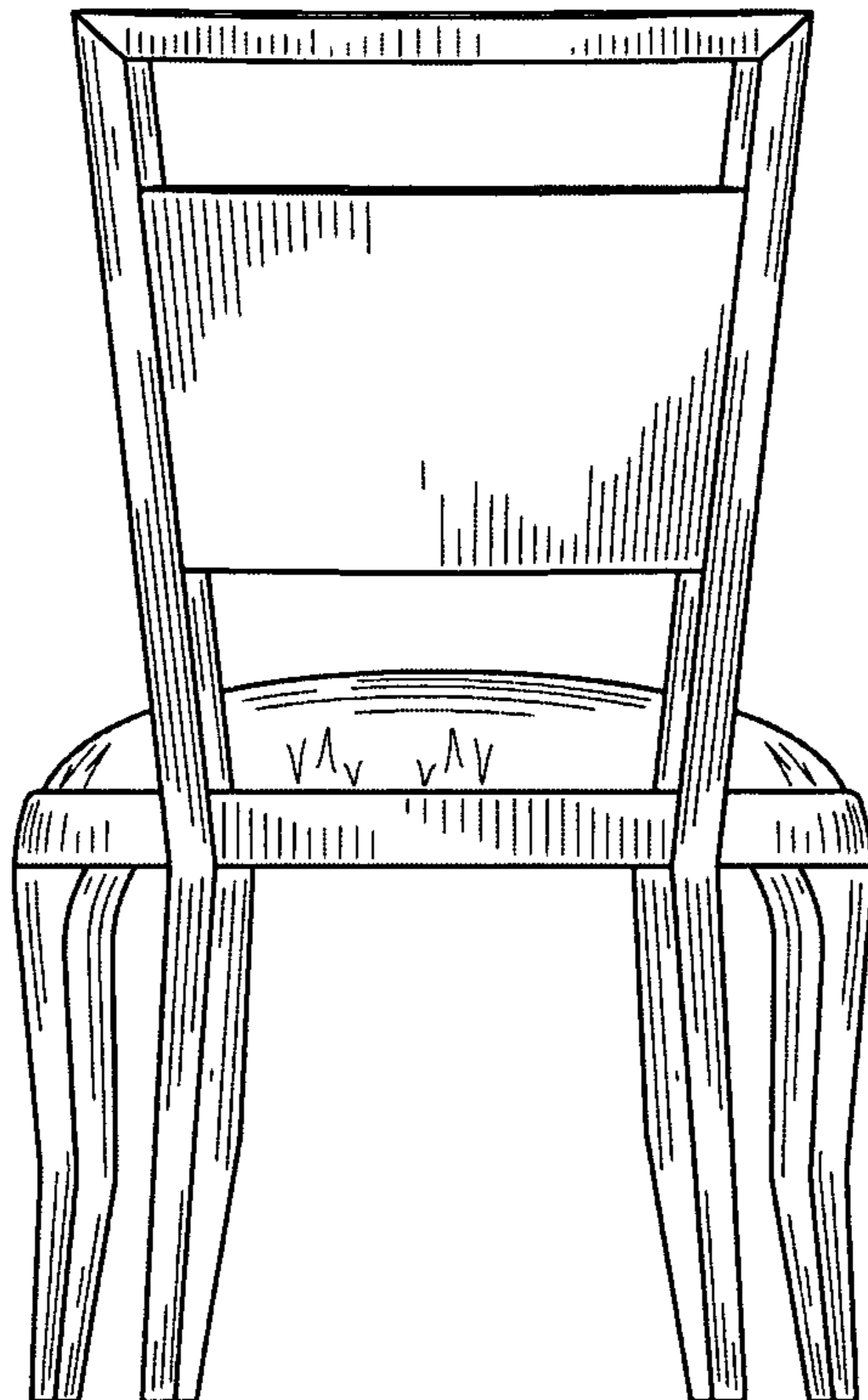


FIG. 3

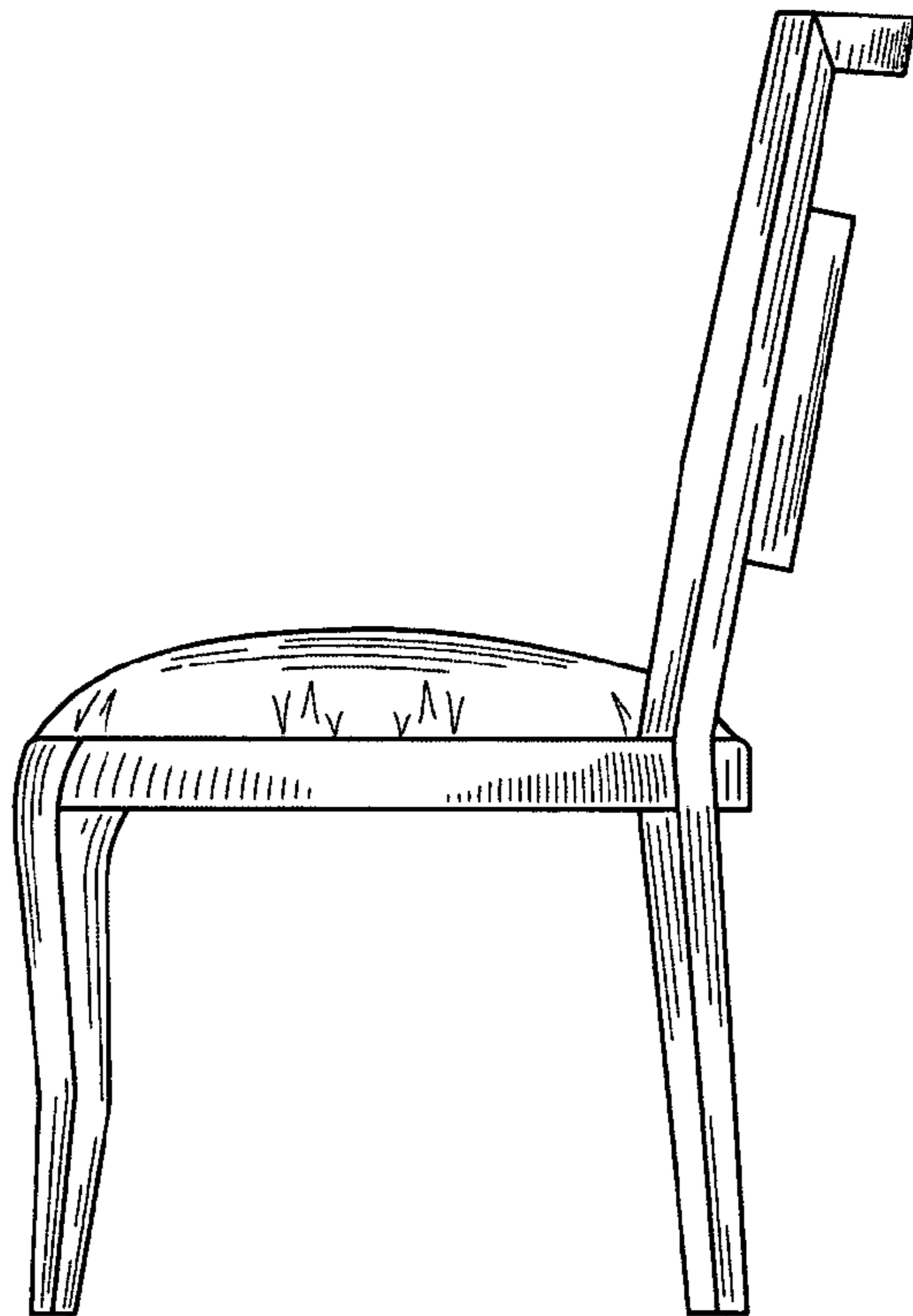


FIG. 4

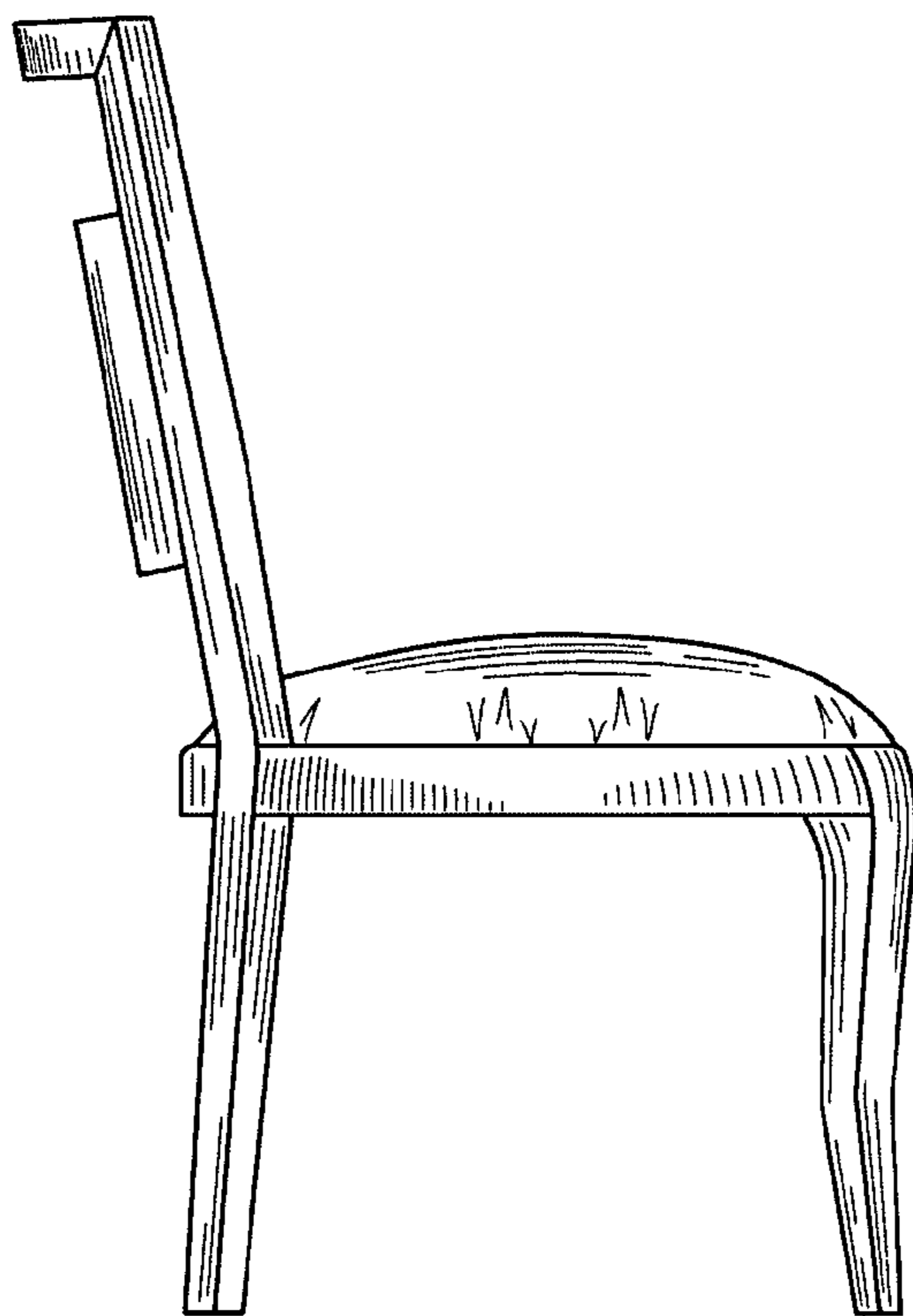


FIG. 5



FIG. 6




FIG. 7