



US00D555915S

(12) **United States Design Patent**
Von Hartmann

(10) **Patent No.:** **US D555,915 S**

(45) **Date of Patent:** **** Nov. 27, 2007**

(54) **CLOTHING HANGER ACCESSORY WITH CLOTHING WEAR INDICATORS**

(76) Inventor: **Derek Von Hartmann**, 58 Mancera, Rancho Santa Margarita, CA (US) 92688

(**) Term: **14 Years**

(21) Appl. No.: **29/247,912**

(22) Filed: **Jul. 19, 2006**

(51) **LOC (8) Cl.** **06-08**

(52) **U.S. Cl.** **D6/328**

(58) **Field of Classification Search** D6/315, D6/316, 328; D24/194; D9/457; 224/555; 294/143; 223/85-98; 211/13.1, 85.3
See application file for complete search history.

(56) **References Cited**

U.S. PATENT DOCUMENTS

D47,419	S	*	6/1915	Golden	D24/194
3,705,674	A	*	12/1972	Fisher	294/165
D343,122	S	*	1/1994	Harper	D9/457
5,330,244	A	*	7/1994	Rodwell	294/143
5,620,127	A	*	4/1997	MacKenzie	224/555
D391,363	S	*	2/1998	Rohrig	D24/194
D471,724	S	*	3/2003	Bodine	D6/328
D471,725	S	*	3/2003	Bodine	D6/328
D480,566	S	*	10/2003	Neathery	D6/328
D501,731	S	*	2/2005	Bodine	D6/328

* cited by examiner

Primary Examiner—Ian Simmons

Assistant Examiner—Shanda C. Hill

(74) *Attorney, Agent, or Firm*—Klein, O'Neill & Singh, LLP; Howard J. Klein

(57) **CLAIM**

The ornamental design of a clothing hanger accessory with clothing wear indicators, as shown.

DESCRIPTION

FIG. 1 is a perspective view, taken from the front, of a clothing hanger accessory with clothing wear indicators, in accordance with my new design;

FIG. 2 is a front elevational view of the clothing hanger accessory with clothing wear indicators of FIG. 1;

FIG. 3 is a rear elevational view of the clothing hanger accessory with clothing wear indicators of FIG. 1;

FIG. 4 is a right side elevational view of the clothing hanger accessory with clothing wear indicators of FIG. 1;

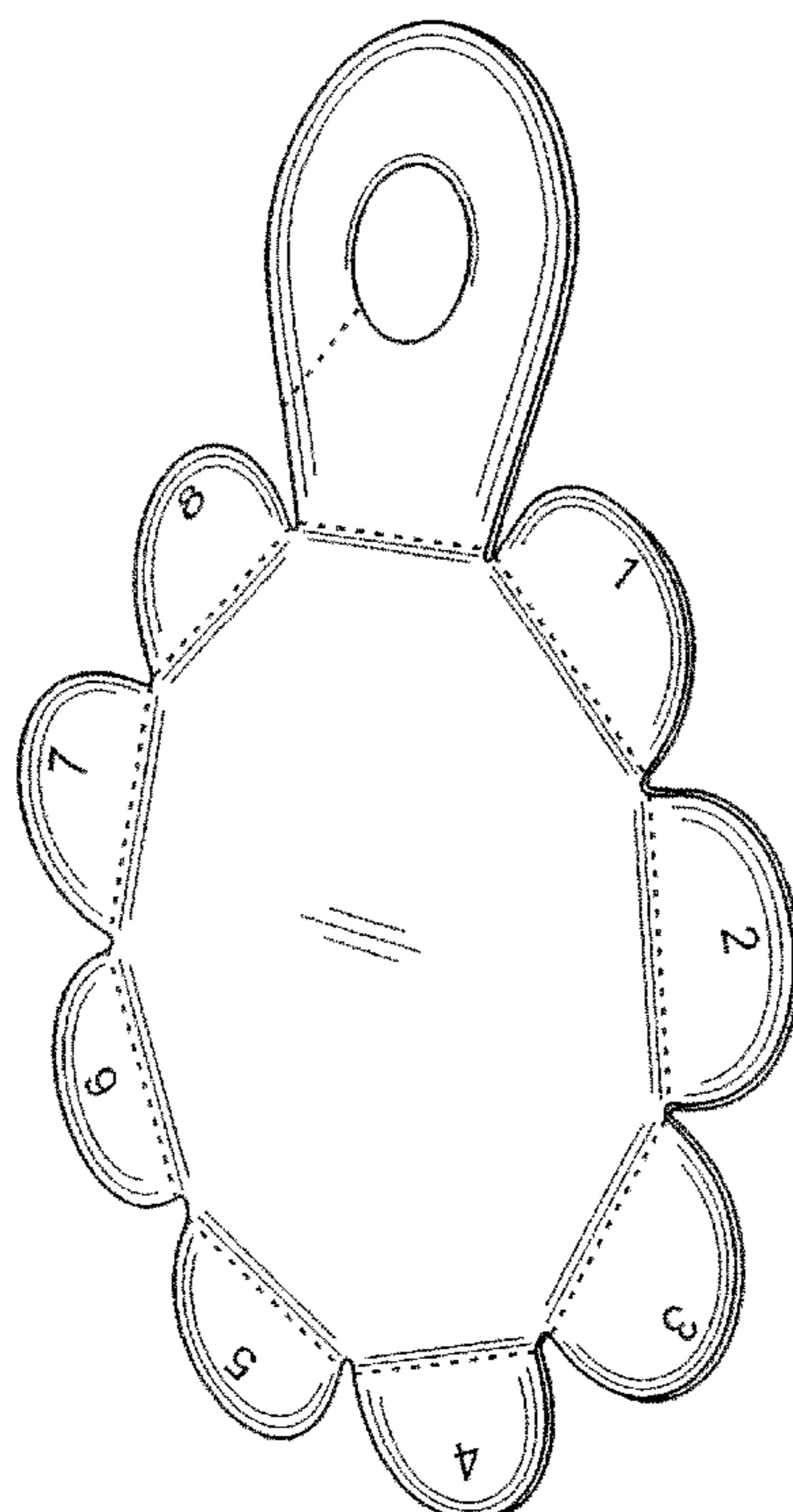
FIG. 5 is a left side elevational view of the clothing hanger accessory with clothing wear indicators of FIG. 1;

FIG. 6 is a top plan view of the clothing hanger accessory with clothing wear indicators of FIG. 1; and,

FIG. 7 is a bottom plan view of the clothing hanger accessory with clothing wear indicators of FIG. 1.

The broken lines shown on the neck of the clothing hanger accessory are meant to indicate perforation, while the broken lines shown on the clothing wear indicators are meant to represent areas at which the article can be folded.

1 Claim, 5 Drawing Sheets



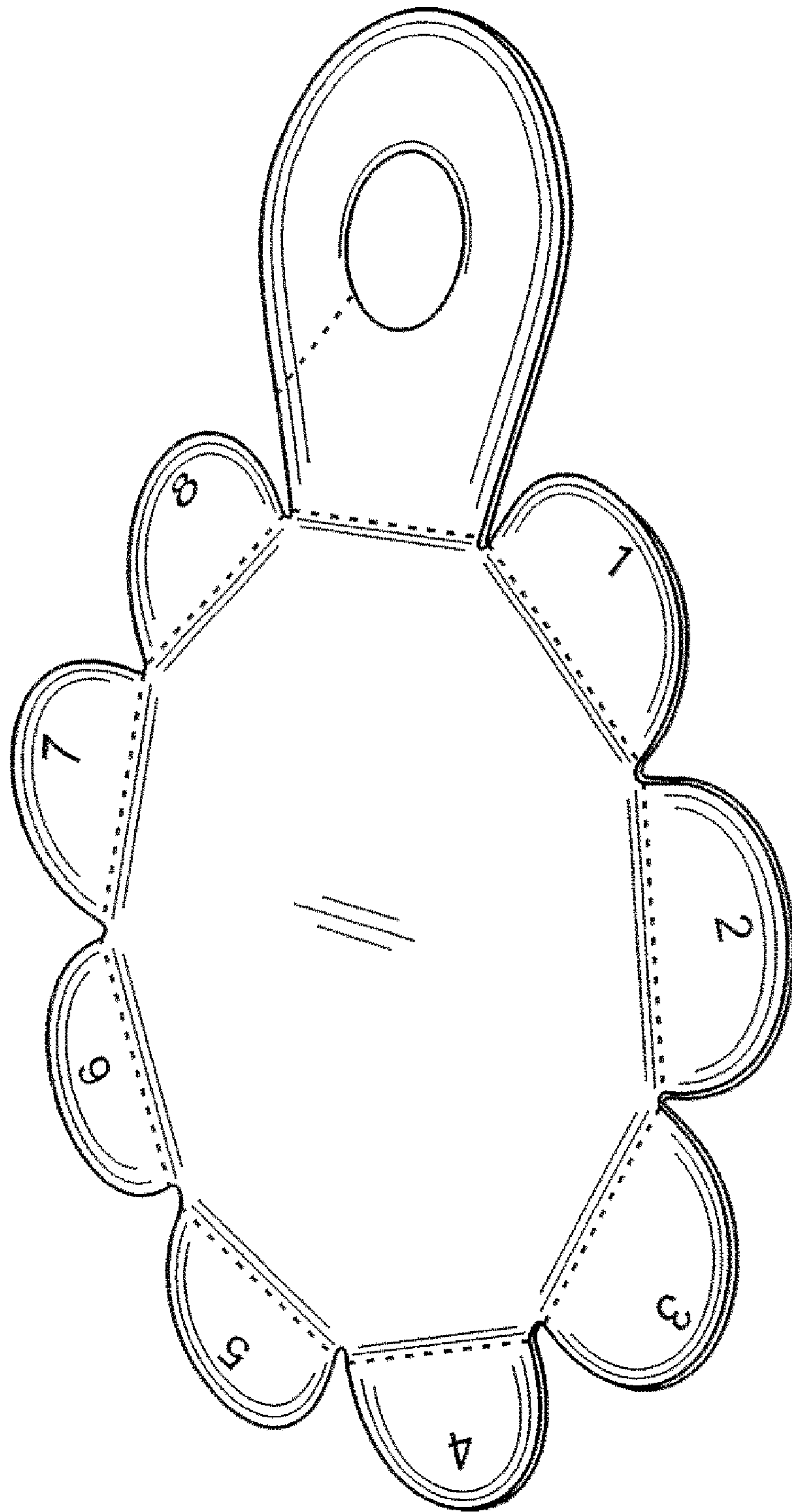


FIG. 1

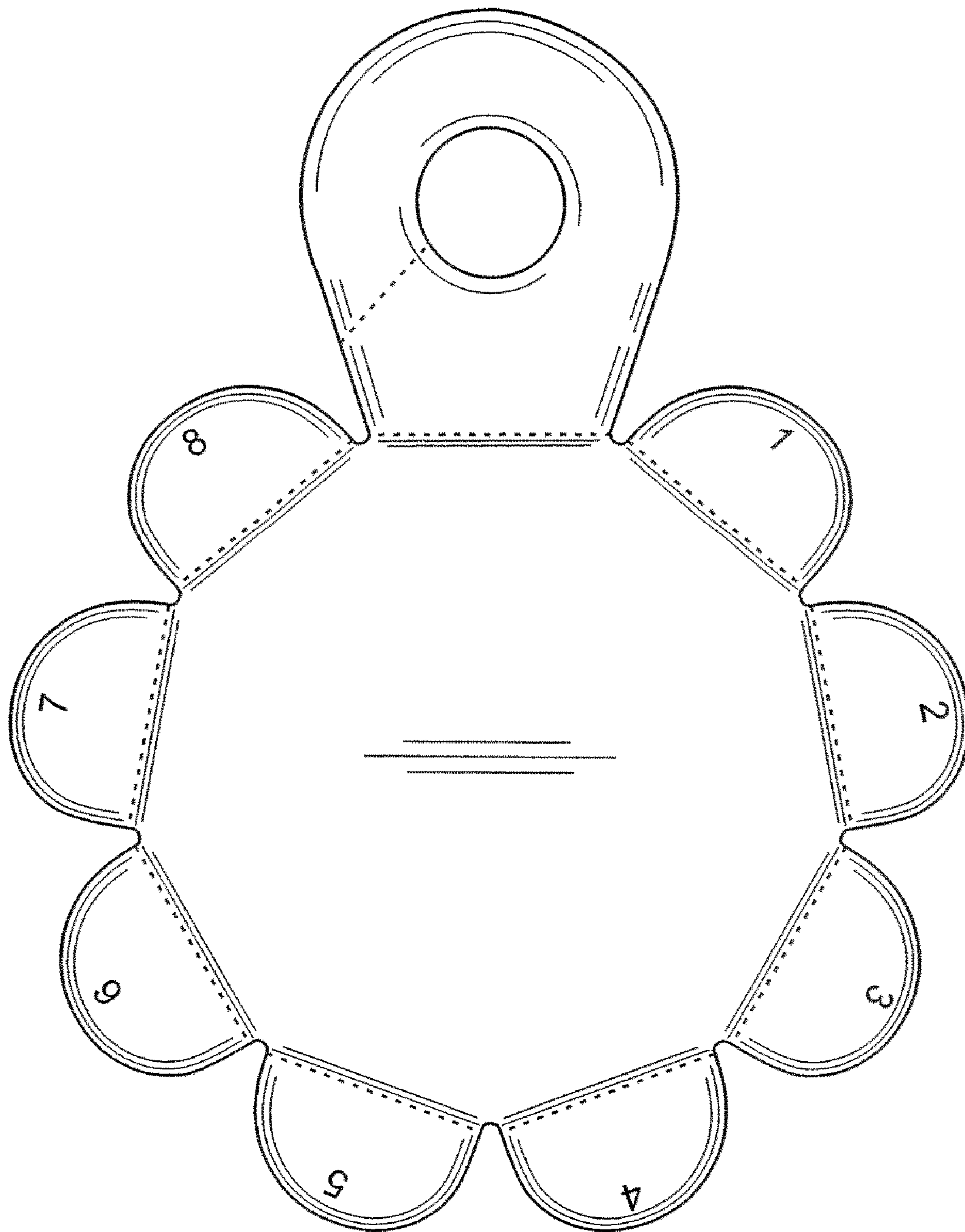


FIG. 2

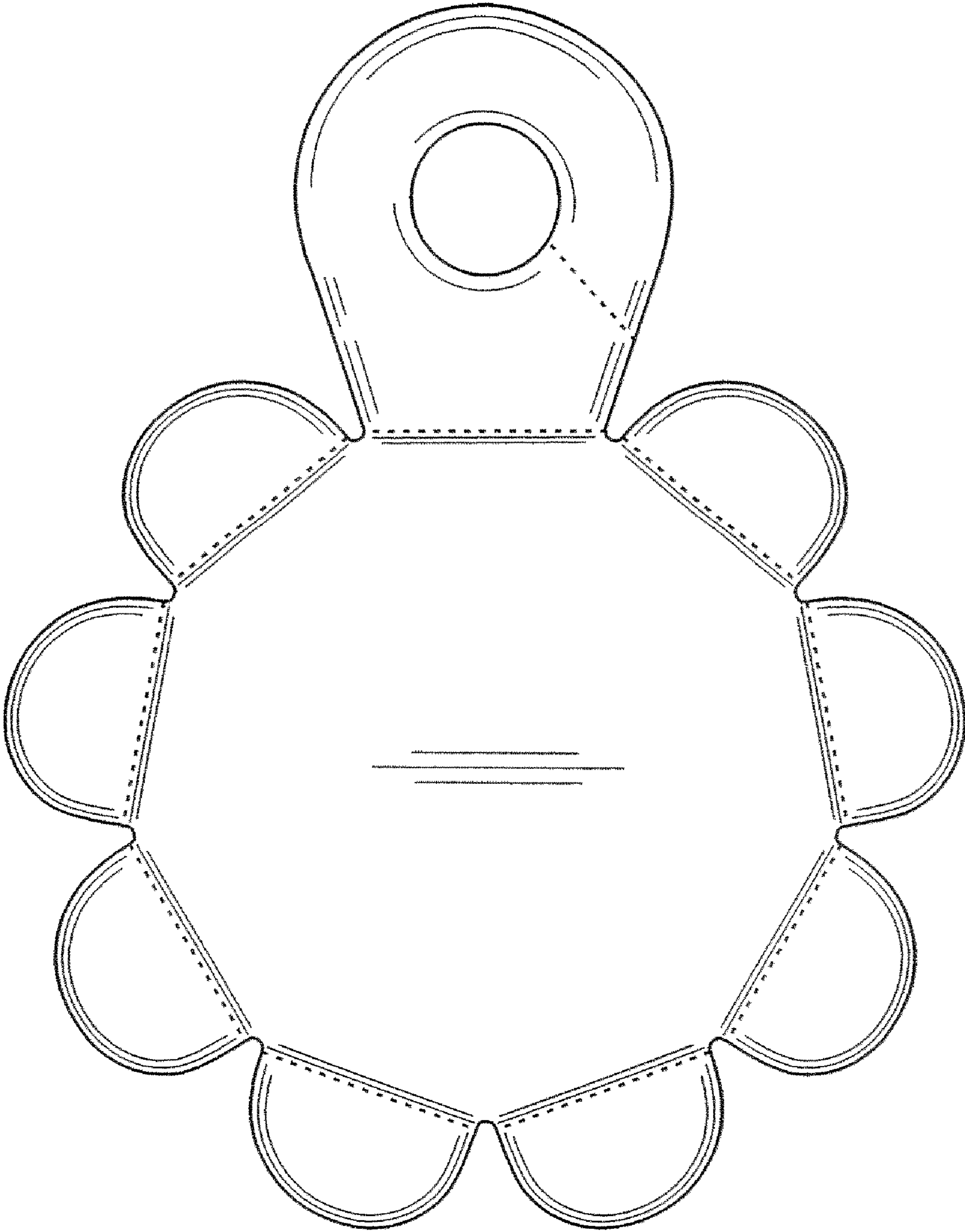


FIG. 3



FIG. 4



FIG. 5




FIG. 6



FIG. 7